**BEFORE THE NEW MEXICO PUBLIC REGULATION COMMISSION**

| | | |
|---|---|---|
| **IN THE MATTER OF THE APPLICATION OF PUBLIC SERVICE COMPANY OF NEW MEXICO FOR REVISION OF ITS RETAIL ELECTRIC RATES PURSUANT TO ADVICE NOTICE NO. 667** | ) | **Docket No. 26-0000XXX** |
| **PUBLIC SERVICE COMPANY OF NEW MEXICO,** | ) | |
| **Applicant.** | ) | |

**DIRECT TESTIMONY**

**OF**

**ANDREA SANCHEZ**

**November 24, 2026**

**NMPRC DOCKET NO. 26-0000XXX**
**INDEX TO THE DIRECT TESTIMONY OF ANDREA SANCHEZ**
**WITNESS FOR**
**PUBLIC SERVICE COMPANY OF NEW MEXICO**


I. INTRODUCTION AND PURPOSE ..... 1

II. NEW SERVICE DELIVERY CUSTOMER SERVICE PROCESSES ..... 4

III. CAPITAL INVESTMENT TO SUPPORT NEW SERVICE DELIVERY AND CUSTOMER GROWTH ..... 9

IV. CONCLUSION ..... 19


SPONSORED EXHIBITS

| | |
|---|---|
| PNM Exhibit AS-1 | Statement of Qualifications |
| PNM Exhibit AS-2 | Capital Project Documentation |

Affirmation

**DIRECT TESTIMONY OF**
**ANDREA SANCHEZ**
**NMPRC DOCKET NO. 26-0000XXX**

## I. INTRODUCTION AND PURPOSE

**Q. Please state your name, position, and business address.**

**A.** My name is Andrea Sanchez. I am the New Mexico Operations Projects and Program Management Director for Public Service Company of New Mexico ("PNM" or "Company"). My business address is 4401 Masthead St NE, Albuquerque, NM 87109. I am testifying on behalf of PNM.

**Q. Please describe your position with PNM and your qualifications.**

**A.** A description of my position, educational background, and prior testimony experience is included in PNM Exhibit AS-1.

**Q. What is the purpose of your direct testimony in this Docket?**

**A.** The purpose of my direct testimony is to describe and provide background on PNM's New Service Delivery ("NSD") process, including an explanation and support for the necessary capital investments to deliver service to new customers and meet customer growth on PNM's system. My testimony focuses on the Customer Interconnection and New Mexico Operations Project and Program Management functions that support NSD.

**Q. What are the key conclusions of your testimony?**

**A.** PNM's NSD process supports timely delivery of new and upgraded electric service to residential and commercial customers. PNM projects approximately $135.4

million of NSD capital clearings during the Capital Investment Period for residential and commercial line extensions, services, meter equipment, transformers, and lighting.

PNM Exhibit AS-2 provides project-level support for those investments. PNM witness Reina N. Gutierrez presents the accounting treatment, customer contributions, and net amount included in PNM's retail revenue requirement.

**Q. Please explain PNM's Customer Operations, what it does, and how it benefits customers.**

**A.** PNM's NSD process falls within its Customer Operations department. Customer Operations is responsible for retail interconnection (including new business and renewable energy programs), revenue operations (meter reading, collections, billing, and statewide payment centers), customer service, and large construction project management. Our goal is to provide a superior customer experience by proactively identifying process bottlenecks to meet customer needs. We apply the concepts of operational excellence and continuous improvement in our daily work in support of all customers.

**Q. How is the PNM Customer Operations group organized?**

**A.** The Customer Operations group is composed of five main teams. They include Customer Operations, Customer Interconnection, Customer Experience

Operations, New Mexico Operations Project and Program Management and Customer Operational Excellence.

The Customer Operations team includes statewide payment center cashiers, meter readers, collectors, billing support and processing representatives, revenue assurance specialists, and a revenue operations analyst. This team is responsible for timely reading customer meters, issuing accurate bills and receiving and processing customer payments.

The Customer Experience Operations team includes Contact Center representatives, trainers, and analysts. This team supports incoming customer calls, chats, and emails.

The Customer Interconnection team includes engineering technicians and service coordinators supporting both renewable and new service delivery projects.

The New Mexico Operations Project and Program Management team supports project management, construction, construction management and commissioning for the Company's transmission and distribution infrastructure. This team also includes project managers, field coordinators, inspectors, and construction schedulers supporting customer line extensions for new and upgraded electric service.

The Customer Operational Excellence team includes a data strategist, senior analyst, a technical program manager and contracted support to prioritize and program process improvements, pull and analyze metrics to support performance management for leaders and forecast trends, organize a robust document management and training program, and manage real-time metric dashboards supporting daily operations.

## II. NEW SERVICE DELIVERY CUSTOMER SERVICE PROCESSES

**Q. Please describe what PNM's New Service Delivery team does and how it benefits customers.**

A. The NSD team carries out very important services for PNM and its customers. The NSD team receives, reviews, and energizes approximately 11,500 customer requests for new, upgraded and temporary services each year. Of these requests, 46 percent are for residential upgrades, 31 percent are for residential new construction, 12 percent are for commercial projects, including new construction, upgrades and subdivisions and 11 percent are for temporary service requests. The NSD team benefits customers by helping ensure they get the electric utility services they need in a timely and efficient manner.

**Q. How does PNM accomplish providing new service delivery to its existing and new customers?**

A. PNM has a robust, customer-centric process that is transparent and responsive to customer needs. PNM utilizes a highly customizable, workflow-based application management system called PowerClerk, which allows customers to enter needed information, documents, and photos into a centralized, secure platform where the NSD team can process the information to perform necessary calculations, designs and schedule construction work and service orders. This platform additionally allows PNM to pull and analyze data to support performance management efforts and customer analytics through business intelligence software.

**Q. What recent changes has the NSD team implemented?**

A. The NSD team has implemented two new processes: 1) a constructability field review to ensure designs meet standards and have captured accurate field conditions prior to construction scheduling; and 2) a new inspection form which allows customers to request inspections via PowerClerk of customer-required work, i.e., trench, conduit and transformer pad inspections. This allows for timely scheduling of contractors once all customer site work is complete.

**Q. What is the customer benefit related to recent NSD changes?**

A. The recent NSD process changes are intended to improve NSD delivery efficiency, cost effectiveness, and the predictability of customer commitments. The results

demonstrate significant progress: median project duration has declined to 25 days year-to-date, compared with 39 days in 2025 and 64 days in 2024.

While average project costs have increased primarily due to external market pressures, including material cost escalation, supply-chain constraints, and increased lead times, PNM continues to focus on factors within its control by improving processes, monitoring project costs, and increasing delivery efficiency.

This focus has contributed to customer in-service-date adherence improving from 75.4 percent in 2025 to 91.5 percent year-to-date, demonstrating measurable progress in delivering project and schedule predictability. Collectively, these improvements reflect a faster, more efficient, and more predictable delivery model that strengthens NSD's ability to meet customer commitments and support an improved overall customer experience.

**Q. Please describe the Simplified Track for new service delivery.**

**A.** The Simplified Track is illustrated in PNM Figure AS-1 below.

**PNM Figure AS-1**
**Simplified NSD Track**

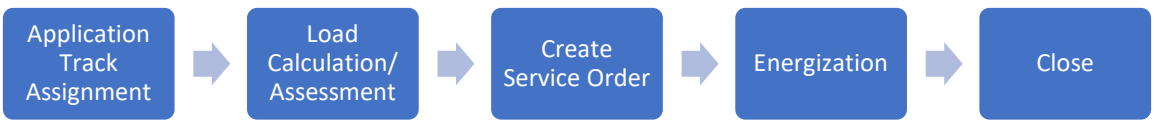


The Simplified Track represents 57 percent of the total applications received each month. Customers or contractors submit an application, which is reviewed by a

member of the NSD team who performs a load calculation and determines if any additional system upgrades are required. If none are needed, the NSD team member will reach out to the contractor to inquire if an electrical pre-final permit has been received or to schedule the disconnect/reconnect appointment. Appointments for this type of work are scheduled based on the permitting agency's availability to conduct a same-day inspection as the disconnect/reconnect. For this type of work, an approved permit is not required to schedule the service order. Service is disconnected to allow the contractor to complete the work needed for the service upgrade. Once the contractor completes the work and the authority having jurisdiction performs an inspection, the service is reconnected, the customer is energized and the project is closed.

**Q. Please describe the Fast Track for new service delivery.**

**A.** The Fast Track is similar to the Simplified Track but also includes a site assessment to confirm the suitability of PNM facilities or determine if a line extension may be required. PNM Figure AS-2 below shows the steps for the Fast Track for new construction upgrades that do not require a line extension.

**PNM Figure AS-2**
**Fast Track – New Construction and Upgrades with no Line Extension**

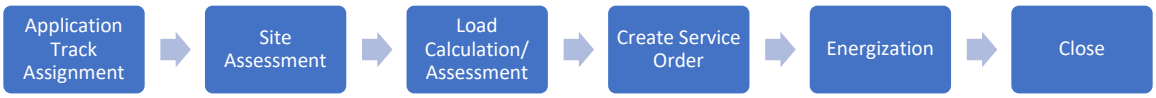


Fast Track projects represent 30 percent of the total number of projects and include new home construction and commercial and residential upgrades that require an

approved permit for energization. A Fast Track site assessment is typically completed two to three days after receiving the application. Load calculations are completed by an NSD team member who then coordinates with the customer or contractor to schedule the service order after receiving an approved permit. Customers and contractors are encouraged to upload the permit for their project as soon as they receive approval from the permitting agency. Once the permit is received, PNM sends an inspector out to verify service instructions and schedules the energization work with PNM crews or contractors. In the event a line extension is required, the project is moved to the Line Extension Track.

**Q. Please describe the Line Extension Track for new service delivery.**

**A.** Line extensions vary in complexity and include residential, commercial and subdivision projects. Line extensions represent approximately 13 percent of all project applications received. A Design Engineer is assigned early in the process, and for larger, more complex projects, a Project Manager may also be assigned. This allows an engineer to assess the project at the beginning to understand customer requirements and agree on project scope. Some line extension projects can require supplemental reviews for rights-of-way and easements, environmental assessments, vegetation management, distribution planning, and distribution protection. These supplemental reviews are conducted during the design phase of the project. PNM Figure AS-3 below represents a very high-level view of the Line Extension Track.

**PNM Figure AS-3**
**Line Extension Track – New Construction and Upgrades Requiring a Design**

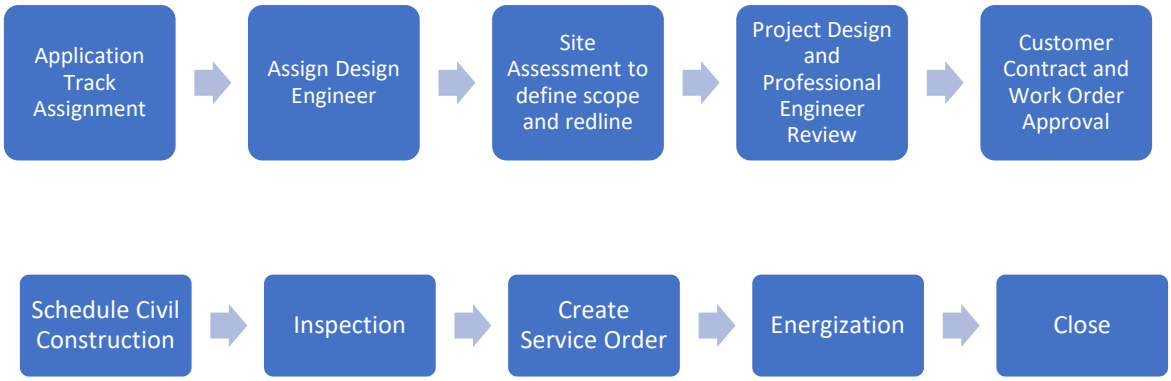


**Q. Is there another category of customer service that is handled by the new service delivery team?**

A. Yes. The NSD team also handles temporary service requests. To facilitate these requests, PNM continues to utilize the temporary service application module for rapid processing of temporary service requests, specifically supporting many subdivisions. Temporary service installations are charged to operations and maintenance ("O&M") budgets, as there is no permanent asset associated with this work.

## III. CAPITAL INVESTMENT TO SUPPORT NEW SERVICE DELIVERY AND CUSTOMER GROWTH

**Q. How are capital investments needed to support the NSD process and operations accounted for in PNM's capital plans?**

**A.** Capital investments for customer new service requests are captured under the NSD Blanket funding project. Project details are outlined in PNM Exhibit (AS-2). As part of the NSD Blanket funding project, work order expenses and other capitalized expenses (such as metering and transformer equipment) are categorized by project numbers that designate the location of the work performed and the type of project. Major categories include residential line extensions, commercial line extensions, services, meters, transformers, and lighting. Once construction is complete, the facilities are placed in service and recorded in PNM's accounting records. PNM witness Gutierrez presents the treatment of customer contributions, engineering fees, and the net amount included in rate base.

**Q. What are the total NSD capital investments through the Capital Investment Period?[1]**

**A.** PNM projects approximately $135.4 million of NSD capital clearings during the Capital Investment Period. The Capital Project clearings below in PNM Table AS-1 represent the NSD capital projects supporting customer delivery in the Capital Investment Period. Note that the projects only include clearings that are projected to occur during the identified time periods. The NSD Blanket project covers the general categories of investments as follows: Line Extensions – Commercial and Residential, Meters, Transformers, Services, and Lighting.

[1] The "Capital Investment Period" includes linkage data which extend from July 1, 2026, through September 30, 2027, and the Test Period beginning October 1, 2027, through September 30, 2028.

**PNM Table AS-1**
**Capital Investment by Investment Category**

| PNM Table AS-1 Capital Investment by Category | |
|---|---|
| Project Name | Clearings 7/26-9/28 |
| Lighting | 957,656 |
| Line Extensions - Commercial | 20,832,512 |
| Line Extensions - Residential | 20,026,992 |
| Meter Equipment | 12,358,768 |
| Services | 55,363,768 |
| Transformers | 25,812,725 |
| **Total** | **135,352,420** |

Additionally, the data is summarized by geographic location in PNM Table AS-2 for capital investment by location code. As shown in the table below PNM invests across its service territory.

**PNM Table AS-2**
**Capital Investment by Location**

| PNM Table AS-2 Capital Investment by Location | | |
|---|---|---|
| Location Code | Major City | Clearings 7/26-9/28 |
| 100 | Albuquerque | 101,907,662 |
| 140 | East Mountains-Tijeras, Cedar Crest | 1,286,033 |
| 151 | Alamogordo | 3,670,859 |
| 152 | Ruidoso | 1,788,147 |
| 155 | Silver City | 7,109,074 |
| 200 | Deming | 447,656 |
| 300 | Las Vegas | 1,928,332 |
| 410 | Santa Fe | 13,514,846 |
| 500 | Belen | 2,073,542 |
| 899 | Rio Rancho, Bernalillo, Placitas | 1,614,085 |
| 900 | Clayton | 12,184 |
| **Total** | | **135,352,420** |

**Q. How did PNM determine the need for the projects listed on PNM Table AS-1 and PNM Table AS-2?**

A. The need for these projects is driven by customer requests. Customers submit an application for new or upgraded service. PNM reviews the applications using the workflows described in the previous section.

**Q. Please elaborate on what the category "Line Extension – Residential/Commercial" includes.**

A. These projects consist of line extensions to provide new lines or upgrade existing electric service to residential and commercial customers. Line extensions consist of the installation of all physical components necessary for new electric service or to upgrade existing services. The physical components necessary for line extensions include, but are not limited to, all primary wires, secondary wires, service wires, transformers, meters, equipment support structures, trenches, switchgears, and duct bank systems.

**Q. How are the specifics of each line extension project determined?**

A. Work orders are created and aligned to each customer application. These work orders capture the time to create the design, materials, equipment, and labor to construct the project. Additional work order expenses for residential line extension can also include rights-of-way and easements, environmental assessments, vegetation management expenses and distribution planning and protection studies.

New line extensions are designed to current PNM design standards which are developed for safety, cost, and reliability efficacy. Construction of new line extensions is completed to PNM standards and help improve overall system performance, resilience, and reliability, as well as serving our customers' needs.

**Q. How are the costs for line extension projects determined?**

**A.** Net costs for a project include the above costs, less the customer payment per PNM Rule 15, Electric Line Extension Policy and less Upfront Engineering Fees, per Rate 16 Special Charges (if applicable). Once construction is complete and the service is energized, the assets are placed into service and the funds allocated to the capital project are cleared. Budgeting for line extensions is based on historical spend and clearings.

**Q. Please describe what is involved in the "Services" project listed in PNM Table AS-1 above.**

**A.** Services costs include the material and labor to install a new or upgraded service line from PNM's overhead or underground service or system to the customer's meter. This includes the labor to disconnect and reconnect the customer's service to allow for energization.

**Q. How was the cost for the "Services" project determined?**

**A.** Since the amount, length, and types of services to be installed each year is unknown at the time of budget preparation, the budget is estimated by applying escalation factors to historical spend for similar activities. Budgeting for services work considers Base Period[2] spend and clearings. Labor and non-labor cost components are escalated using customary annual expected cost increase percentages supplied by PNM's Budget.

**Q. Please describe what is involved in the "Meters" project listed in PNM Table AS-1 above.**

**A.** The meter equipment project covers meters, instrument transformers and associated equipment required for new or upgraded customer service and qualifying customer interconnections. Meter projects may see savings due to AMI deployment in 2027 and 2028 as AMI meters are replaced in areas where new service or upgrade applications are received. In areas where AMI meters have not been installed, current processes for metering equipment will remain. The Meters project does not include general meter maintenance, routine replacements unrelated to an NSD request, or AMI deployment costs recovered through Grid Modernization.

[2] The Base Period is the 12-month period ending June 30, 2026.

**Q. How was the cost for the metering equipment project determined?**

**A.** Historical spend was analyzed in this funding project to develop its estimated future spend and clearings. Budgeting for metering equipment and labor considers Base Period spend and clearings. Projected Meter Credits are added quarterly. Meter Credits represent the costs associated with meters that have been retired from service. To calculate the applicable credit for each meter, the Company's meter department uses a detailed spreadsheet to incorporate retirement-related costs, such as labor, transportation, and other associated expenses. These credits are then moved from an O&M to a capital expense. Labor is increased for estimated yearly raises, and non-labor is increased to accommodate yearly inflation. Although historical spend was analyzed in this funding project, there is potential for savings if an AMI meter has been installed and no project funds are required to exchange or install a new meter.

**Q. Please explain what is involved in the "Transformers" project listed on PNM Table AS-1.**

**A.** These projects involve the purchase and installation of distribution transformers to ensure voltage levels are maintained within usual and customary ranges usable by customers (i.e., 120 volts for most residential customers and up to 13,800 volts for some commercial or industrial customers).

**Q. How was the cost for the Transformers project determined?**

A. Estimates are based on recent historical costs of transformers coupled with labor costs for the installation or replacement of transformers. Budgeting for transformers considers Base Period spend and clearings.

**Q. Please explain what is involved in the "Lighting" project listed on PNM Table AS-1.**

A. This project includes costs for the installation, relocation, removal or replacement of PNM-owned street lighting and services for municipal-owned streetlights that are driven by New Service Delivery requests. This work includes poles, light fixtures, wiring, and ancillary lighting equipment. The poles may either be wood or aluminum, ranging in size from 30 to 45 feet. Fixtures include LED lights ranging from 25 to 300 watts. For PNM-owned streetlights, this includes installing 150 feet of service wire and the luminaire. All street lighting and floodlighting systems installed will adhere to PNM equipment standards provided in Rate Schedule 20, allowing for efficient and effective maintenance in the future.

**Q. How was the cost for the Lighting project determined?**

A. Historical spend was analyzed to develop this project's estimated future spend and clearings. Budgeting for lighting considers Base Period spend and clearings.

**Q. You testified that the equipment listed as part of the Line Extension category includes meters and transformers. Separate meter and transformer projects are also listed on PNM Table AS-1. How does PNM ensure there is no duplication in these assets for the listed projects?**

A. Transformers and meters are ordered in advance and capitalized through their specific blanket. When a line extension design requires a transformer or a meter, the work order associated with that request covers the costs associated with the line extension (i.e., labor, equipment and materials). These costs are compiled in the work order to develop the customer's contract cost obligation. The work order may include the cost of the transformer and meter but does not allocate the asset. The meter or transformer asset is issued from the associated blanket, not the associated Line Extension blanket. No assets are duplicated in this process.

**Q. How does PNM ensure the NSD capital projects in PNM Table AS-1 are not duplicated in the capital projects supported by the other PNM capital witnesses?**

A. The NSD projects are identified by separate funding-project numbers and are tracked through supporting work orders. PNM Exhibit AS-2 identifies the NSD project population that I support. PNM witnesses Wesley W. Gray and Jesus Flores-Olivas support the separate Transmission and Distribution project populations identified in their testimony and exhibits.

**Q. Please explain NSD capital projects that are less than $25,000.**

**A.** As seen in PNM Exhibit AS-2, there is a listing of the capital projects included in the Capital Investment Period that have clearings less than $25,000. In general, these represent small NSD projects that are in service but incurred relatively small amounts of additional costs not cleared until after June 2026. Because of the nature and small dollar amounts associated with these projects, PNM does not require the same detailed capital budgeting documentation as for larger projects. Project management teams are responsible for monitoring and reviewing costs to ensure they are reasonable.

**Q. Are the projects listed on PNM Table AS-1 necessary to provide safe and reliable service?**

**A.** Yes, and they are specifically necessary to properly provide new services to new and existing customers, and to ensure that PNM keeps pace with growing demand for services.

**Q. Are the costs for the projects listed on PNM Table AS-1 reasonable?**

**A.** Yes, they are reasonable. PNM takes appropriate steps to ensure that project costs remain on budget. At the portfolio and project level, PNM and Project Managers monitor actual expenditures against approved budgets and current forecasts, analyze and explain variances as conditions change. Scope or budget changes require formal change-management approval. When cost increases would affect

established targets, PNM evaluates corrective actions, including reprioritizing expenditures or identifying offsets within the portfolio. These measures give management visibility and enable appropriate action before budget overruns occur.

## IV. CONCLUSION

**Q. Do you have any concluding observations with respect to your testimony?**

**A.** Yes. My testimony confirms that PNM uses a robust capital budget process to ensure that NSD capital costs are necessary and reasonable to provide new or upgraded service to customers properly and on time. The NSD capital projects in PNM Exhibit AS-2 are driven by customer requests and include line extensions, services, meter equipment, transformers, and lighting. PNM projects approximately $135.4 million of NSD capital clearings during the Capital Investment Period. PNM witness Gutierrez presents the accounting treatment, customer contributions, and net amount included in PNM's retail revenue requirement.

**Q. Does this conclude your direct testimony?**

**A.** Yes.

*GCG#536199*

# PNM Exhibit AS-1

## Statement of Qualifications

***Is contained in the following 2 pages.***

# ANDREA SANCHEZ

12913 Arroyo De Vista NE. Albuquerque, NM 87111 • Phone: (505) 363-3856 • Andrea.Sanchez@pnm.com

## PROFESSIONAL BACKGROUND

Electrical engineering and utility operations executive with 20+ years of progressive experience at Public Service Company of New Mexico (PNM) spanning distribution and transmission engineering, system reliability, field operations, customer interconnections, and project/program management. Strategic thinker driving business goals, maintaining regulatory compliance while controlling capital and maintenance costs and improving efficiencies.

## CORE COMPETENCIES

People Leadership, Coaching and Development * Project/Program Management * Engineering * Executive Presentations * Budget Management * Decision Making * Relationship Management * Critical Thinking* Organizational Leadership * Solution Strategies * Financial Management * Load Growth

## PROFESSIONAL EXPERIENCE

Public Service Company of New Mexico, Albuquerque, NM 87107 April 2006 - Present

**Director, NM Op's Project, and Program Management** - (07/2024 to Present)

- Responsible for overall direction and allocation of resources for teams providing project management, local government permitting, construction, field inspection and construction management for the company's distribution and transmission infrastructure.
- Directs and oversees programs supporting distribution line extension project management and large construction project management involved in the coordination and overall management of distribution and large electric transmission projects for NM Operations.
- Manage multi-million-dollar budgets and staffing necessary to meet customer and industry growth, needs and regulatory requirements.
- Ability to create and manage Contractor Master Service agreements, service level requirements and invoicing for multiple contractors.

**Associate Director, Customer Interconnection** - (01/2020-07/2024)

- Manage the New Service and Renewables Interconnection teams, State-wide assuring safe and reliable service applications, permitting, service connections for new and upgraded service, and PV/BESS Interconnections on the distribution system.
- Maintain compliance with PRC rules and guidelines related to new service installations and the New Mexico Interconnection Manual.
- Support development of a new automated online process for New Service, similar to the online Interconnection process to reduce processing time and increase customer satisfaction.
- Managing three high performing teams with clear KPI's, accountability and cross training while ensuring customer service levels and experiences remain top focus for meeting requested In-Service dates and PRC timelines.
- Continued development of metrics for the end-end process for New Service Delivery to provide visibility and KPI reports for Leadership.
- Part of the initiating and approving team for the development of computer automated robots, BOT's have the ability to replace human processes of repetitive work to ensure reviews and timelines are met for simplistic work.

**Principal Engineer IV** - (08/2017-12/2019)

- Managed project reviews of the distribution system feeders to identify system peaks to allow for load growth and additional renewable interconnections.
- Conducting motor studies, New Service Delivery reviews for new and existing customers and PV supplemental studies.
- Used Synergi modeling software, built feeders and substation models to prevent thermal or voltage overloads on the system.

- As the Principal Engineer I mentored new Engineers and Engineer techs on current design standards, policies, and procedures.
- Reviewed all required projects for compliance with safety, design policies, material, and construction packet readiness.
- Coordinated and facilitated the Engineering Mentorship program for new or refresher training for all employees. Reviewed and updated the Engineering Policies and Procedures manual for design practices.
- Managed the Cable Testing and Replacement multi-year program.
- Member of the SAIDI (System Average Interruption Duration Index) team to identify opportunities to reduce the amount and duration of system outages.

**Distribution Line Craft Supervisor** - (12/2015-08/2017)

- Supervised distribution line crews working new service delivery and system reliability work. This included the distribution cable fault crew, temporary services, and switchman.
- Conducted yearly, Manhole rescue, pole top rescue, Lock-Out-Tag-Out (LOTO), and other required annual safety trainings.
- Completed daily safety walks with the line crews for safe work practices and safety accountability.
- Managed workload for material, labor hours and completion of work based on estimated hours.
- Managed department budget for approved AOP compliance.
- Ensured complete knowledge of the CBA contract for the local union 611 employees that I supervised.
- On-call duty supervisor, available by phone 24/7, 365 days a year and additionally as needed.
- Managed the distribution cable testing and replacement program. Coordinated with the Engineering department on cable testing and emergency replacements of faulted cables identified within the equipment failure database. Ensured proper allocation of capital dollars per compliance with FERC rules for testing, repairing, or replacing cable to extend the useful life of PNM's underground assets.

**Distribution System Reliability Engineering Supervisor** - (04/2006-12/2015)

- Supervisor of the Distribution Engineering System Reliability team for the Albuquerque, Sandoval, and Valencia divisions.
- Managed the identification and completion of all requests for relocations, removals, replacements, streetlight hits, pole replacements, cable replacements, Transition, Planning and Protection memos.
- Managed the Capital and Maintenance budget for my respective area.
- Practiced and taught standard engineering techniques, NESC codes, design policies, and procedures, to employees for projects of small and large complexity.
- Completed Leadership Safety training to demonstrate and emphasize safety through inspections, safety walks, and staff safety meetings.

## CERTIFICATIONS, AWARDS, TECHNICAL SKILLS

*Certification*: Project Management Institute (PMI-CP®) Certification in progress.

*Software Applications:* PowerClerk, Maximo, Banner, ArcFM, Silverlight, Microsoft Office Suite, Microsoft Project, Visio, Synergi Electric, AutoCAD, IFS, Copperleaf, PowerPlan, Jaggaer.

## EDUCATION

**Bachelor of Science: Electrical Engineering**
University of New Mexico, Albuquerque, NM – May 2002

## Regulatory Testimony

- NMPRC
  - 22-00143-UT – IN THE MATTER OF PUBLIC SERVICE COMPANY OF NEW MEXICO'S APPLICATION FOR APPROVAL OF ITS RENEWABLE ENERGY ACT PLAN FOR 2023 AND PROPOSED 2023 RIDER RATE UNDER RATE RIDER NO. 36,

# PNM Exhibit AS-2

## Capital Project Documentation

***Is contained in the following 460 pages.***

# PNM EXHIBIT AS-2 New Service Delivery Capital Projects

Project costs & closings data based on PowerPlan forecasted dollars.
Project information based on SharePoint supplemental data.
In Excel, click/tap a project number below to view detailed information for that project.
In Excel, hold CTRL button and click/tap left or right arrow to left of the sheet tabs to go to first or last sheet.
Projects forecasted to have less than $25,000 in absolute value in clearings during July 2026-September 2028 are listed at the bottom of the table of contents, but excluded from documentation.

## Table of Contents

| Project # | Project Name | Net BegBal-Jul-26 | Costs 7/26-9/28 | Clearings 7/26-9/28 |
|---|---|---|---|---|
| 10000107 | Line Extensions - Residential | 2,440,118 | 19,831,781 | (13,698,369) |
| 10000207 | Line Extensions - Commercial | 1,818,828 | 20,456,531 | (13,467,501) |
| 10000507 | Lighting | 75,477 | 312,453 | (357,666) |
| 10000807 | Services | 4,114,571 | 38,048,284 | (39,238,854) |
| 10000907 | Transformers | 437,712 | 26,865,483 | (22,932,386) |
| 10001007 | Meter Equipment | 65,876 | 13,172,412 | (12,212,885) |
| 14000107 | Line Extensions - Residential | 637,205 | 1,606,208 | (1,225,715) |
| 14000207 | Line Extensions - Commercial | 19,550 | 50,801 | (60,318) |
| 15100107 | Line Extensions - Residential | 97,356 | 510,069 | (138,567) |
| 15100207 | Line Extensions - Commercial | 34,826 | 1,586,794 | (806,132) |
| 15100507 | Lighting | 72,421 | 202,603 | (255,226) |
| 15100807 | Services | 144,521 | 1,033,000 | (1,091,781) |
| 15100907 | Transformers | 23,439 | 1,399,582 | (1,314,001) |
| 15101007 | Meter Equipment | 12,173 | 57,851 | (65,152) |
| 15200107 | Line Extensions - Residential | 226,260 | 229,490 | (352,131) |
| 15200207 | Line Extensions - Commercial | 11,070 | 469,018 | (96,042) |
| 15200507 | Lighting | 176,752 | 91,793 | (256,972) |
| 15200807 | Services | 138,850 | 432,423 | (529,439) |
| 15200907 | Transformers | 32,123 | 620,641 | (553,264) |
| 15500107 | Line Extensions - Residential | 288,691 | 2,027,478 | (1,182,699) |
| 15500207 | Line Extensions - Commercial | 164,013 | 4,288,288 | (3,220,332) |
| 15500507 | Lighting | 26,198 | 7,245 | (32,519) |
| 15500807 | Services | 135,638 | 1,561,864 | (1,580,018) |
| 15500907 | Transformers | 14,154 | 1,082,906 | (1,013,074) |
| 15501007 | Meter Equipment | 0 | 88,108 | (80,432) |
| 20000107 | Line Extensions - Residential | 55,592 | 379,554 | (60,781) |
| 20000207 | Line Extensions - Commercial | (45,264) | 825,617 | (98,972) |
| 20000507 | Lighting | 35,875 | 17,637 | (51,286) |
| 20000807 | Services | 71,756 | 182,776 | (236,617) |
| 30000207 | Line Extensions - Commercial | 188,199 | 4,711,893 | (1,264,280) |
| 30000807 | Services | 102,101 | 589,035 | (641,749) |
| 41000107 | Line Extensions - Residential | 1,286,753 | 6,457,636 | (1,124,081) |
| 41000207 | Line Extensions - Commercial | 599,828 | 1,608,036 | (345,666) |
| 41000807 | Services | 910,265 | 12,078,805 | (12,044,353) |
| 50000107 | Line Extensions - Residential | 355,200 | 1,662,096 | (1,010,876) |
| 50000207 | Line Extensions - Commercial | (136,375) | 2,320,359 | (1,059,426) |
| 89900107 | Line Extensions - Residential | 579,405 | 1,973,528 | (1,211,469) |
| 89900207 | Line Extensions - Commercial | 168,239 | 686,170 | (402,616) |
| **Total** | | **15,379,396** | **169,526,246** | **(135,313,647)** |

## Table of Contents

Projects forecasted to have less than $25,000 in absolute value in clearings during July 2026-September 2028

| Project # | Project Name | Clearings 7/26-9/28 |
|---|---|---|
| 15201007 | Meter Equipment | (299) |
| 30000107 | Line Extensions - Residential | (22,304) |
| 41000507 | Lighting | (746) |
| 50000507 | Lighting | (3,240) |
| 90000207 | Line Extensions - Commercial | (11,227) |
| 90000807 | Services | (957) |
| **Total** | | **(38,773)** |

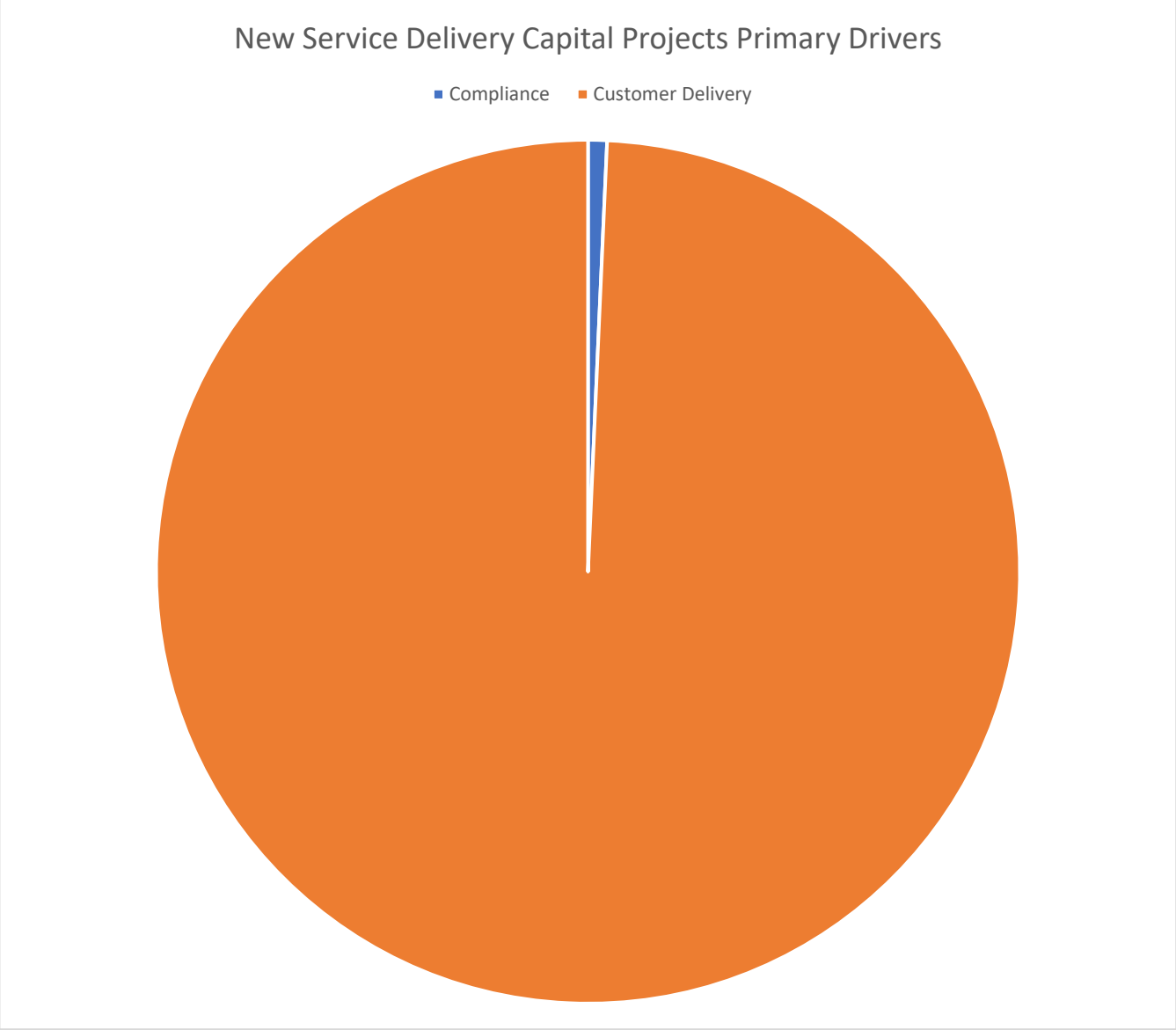


| Primary Driver | Project # | Project Name | Clearings 7/26-9/28 |
|---|---|---|---|
| Compliance | 10000507 | Lighting | (357,666) |
| Compliance | 15100507 | Lighting | (255,226) |
| Compliance | 15200507 | Lighting | (256,972) |
| Compliance | 15500507 | Lighting | (32,519) |
| Compliance | 20000507 | Lighting | (51,286) |
| Customer Delivery | 10000107 | Line Extensions - Residential | (13,698,369) |
| Customer Delivery | 10000207 | Line Extensions - Commercial | (13,467,501) |
| Customer Delivery | 10000807 | Services | (39,238,854) |
| Customer Delivery | 10000907 | Transformers | (22,932,386) |
| Customer Delivery | 10001007 | Meter Equipment | (12,212,885) |
| Customer Delivery | 14000107 | Line Extensions - Residential | (1,225,715) |
| Customer Delivery | 14000207 | Line Extensions - Commercial | (60,318) |
| Customer Delivery | 15100107 | Line Extensions - Residential | (138,567) |
| Customer Delivery | 15100207 | Line Extensions - Commercial | (806,132) |
| Customer Delivery | 15100807 | Services | (1,091,781) |
| Customer Delivery | 15100907 | Transformers | (1,314,001) |
| Customer Delivery | 15101007 | Meter Equipment | (65,152) |

| Primary Driver | Project # | Project Name | Clearings 7/26-9/28 |
|---|---|---|---|
| **Customer Delivery** | **15200107** | **Line Extensions - Residential** | (352,131) |
| **Customer Delivery** | **15200207** | **Line Extensions - Commercial** | (96,042) |
| **Customer Delivery** | **15200807** | **Services** | (529,439) |
| **Customer Delivery** | **15200907** | **Transformers** | (553,264) |
| **Customer Delivery** | **15500107** | **Line Extensions - Residential** | (1,182,699) |
| **Customer Delivery** | **15500207** | **Line Extensions - Commercial** | (3,220,332) |
| **Customer Delivery** | **15500807** | **Services** | (1,580,018) |
| **Customer Delivery** | **15500907** | **Transformers** | (1,013,074) |
| **Customer Delivery** | **15501007** | **Meter Equipment** | (80,432) |
| **Customer Delivery** | **20000107** | **Line Extensions - Residential** | (60,781) |
| **Customer Delivery** | **20000207** | **Line Extensions - Commercial** | (98,972) |
| **Customer Delivery** | **20000807** | **Services** | (236,617) |
| **Customer Delivery** | **30000207** | **Line Extensions - Commercial** | (1,264,280) |
| **Customer Delivery** | **30000807** | **Services** | (641,749) |
| **Customer Delivery** | **41000107** | **Line Extensions - Residential** | (1,124,081) |
| **Customer Delivery** | **41000207** | **Line Extensions - Commercial** | (345,666) |
| **Customer Delivery** | **41000807** | **Services** | (12,044,353) |
| **Customer Delivery** | **50000107** | **Line Extensions - Residential** | (1,010,876) |
| **Customer Delivery** | **50000207** | **Line Extensions - Commercial** | (1,059,426) |
| **Customer Delivery** | **89900107** | **Line Extensions - Residential** | (1,211,469) |
| **Customer Delivery** | **89900207** | **Line Extensions - Commercial** | (402,616) |
| **Grand Total** | | | **(135,313,647)** |

| Driver | Percentage | Amount |
|---|---|---|
| Compliance | 0.70% | (953,669) |
| Customer Delivery | 99.30% | (134,359,978) |
| | 100.00% | (135,313,647) |

## Project No: 10000107 Line Extensions - Residential

Company: 001 Electric Services
Location: 100 Albuquerque Electric Services

**Project Information**

| | | | |
|---|---|---|---|
| County % | Bernalillo | 100% | |

Estimated Start Date 9/11/2006

Estimated Completion Date 12/31/2032

Description

This project consists of line extensions to provide new or upgrade existing electric service to residential customers. Line extensions consist of the installation of all physical components necessary to provide for new electric service or to upgrade existing services. These physical components include, but are not limited to, all primary wires, secondary wires, service wires, transformers, meters, equipment support structures, trenches, switchgears, and duct bank systems.

## Project No: 10000107 Line Extensions - Residential

| | |
|---|---|
| Project Need Justification | This project is necessary to meet PNM's obligation to serve new and existing customers per PNM Rule 15, Electric Line Extension Policy. This project also provides for the installation of electric line extensions for service to new residential customers, apartment complexes, and residential subdivisions or existing customers requiring upgrades. |

**Project No:** **10000107** **Line Extensions - Residential**

Project Alternatives

As this project is necessary for PNM to serve new or existing customers, there are no alternatives to conducting this work. Line extension options for each new service request are evaluated individually considering many factors such as available capacity on existing lines, alternative routes, customer preferences, and right-of-way constraints. The minimum line extension per PNM Rule 15 is designed based on a balance of cost, timing, and efficiency.

## Project No: 10000107 Line Extensions - Residential

Project Estimate Approach

Historical spend in this funding project was analyzed to develop this project's estimated future spend. This project's spend forecast is prepared by escalating the most recent 12-month actual spend by the expected rate of change in annual new residential customers from available customer growth forecasts and by escalating labor and non-labor actual spend by forecasted labor and non-labor escalation rates.

Line extension costs include all labor, materials, vehicles, and rights-of-way necessary for its construction. Line extension costs also include the costs of changing or upgrading existing facilities to provide the new electric service. Net costs to the project include the above costs less customer payment per PNM Rule 15, Electric Line Extension Policy.

**Project No:** **10000107** **Line Extensions - Residential**

| | |
|---|---|
| Customer Benefit | The customer benefit from this project is electric service to a new or existing home. |

## Project No: 10000107 Line Extensions - Residential

| | |
|---|---|
| Primary Value Driver | Customer Delivery |
| Compliance | This project is implemented in accordance with PNM Rule 15, Electric Line Extension Policy as filed with the New Mexico Public Regulatory Commission (NMPRC) pursuant to NMPRC Rule 210. |
| Customer Delivery | The customer benefit from this project is electric service to a new or existing home. |
| Energy Transition | |

**Project No:** **10000107** **Line Extensions - Residential**

General Services

Reliability & Resiliency

New line extensions are designed to current PNM design standards which are created for safety, cost, and reliability efficacy. Construction of new line extensions to PNM standards helps improve overall system performance, resilience, and reliability.

Safety & Security

New line extensions are designed to current PNM design standards which incorporate safety standards such as the National Electrical Safety Code (NESC) for public and employee safety.

Technology Advancements

## Project No: 10000107 Line Extensions - Residential

| | BegBal-Jul26 | Jul26 | Aug26 | Sep26 | Oct26 | Nov26 | Dec26 | EndBal-26 |
|---|---|---|---|---|---|---|---|---|
| 110: Straight Time-General | 2,450,616 | 11,499 | 30,240 | 27,778 | 15,689 | 26,410 | 26,476 | 2,588,709 |
| 120: Overtime-General | 55,199 | - | - | - | - | - | - | 55,199 |
| 350: Material Issues-Major | 6,864,397 | 109,242 | 287,282 | 263,895 | 149,049 | 250,897 | 251,523 | 8,176,284 |
| 370: Outside Services | 14,714,510 | 166,738 | 438,483 | 402,787 | 227,495 | 382,949 | 383,903 | 16,716,865 |
| 374: Outside Services Legal | 1,184 | - | - | - | - | - | - | 1,184 |
| 377: Outside Svcs-Temp Labor | 103,792 | - | - | - | 1,076,026 | - | - | 1,179,818 |
| 391: Jt Proj Bill to PNM -N Lab | - | - | - | - | - | - | - | - |
| 426: Capitalized Interest | - | - | - | - | - | - | - | - |
| 610: Expenses - General | 3,110,360 | - | - | - | - | - | - | 3,110,360 |
| 805: Land and Land Rights | 125 | - | - | - | - | - | - | 125 |
| 807: Non Refundable Contrib | (10,385,054) | - | - | - | - | - | - | (10,385,054) |
| 829: Construction Adjustment | - | - | - | - | - | - | - | - |
| 903: SJ Switchyard AR-Labor | - | - | - | - | - | - | - | - |
| 904: SJ Switchyard AR-Other | - | - | - | - | - | - | - | - |
| 908: Luna AR - Labor | - | - | - | - | - | - | - | - |
| 909: Luna AR - Other | - | - | - | - | - | - | - | - |
| 913: Payroll Taxes | 187,181 | 876 | 2,304 | 2,117 | 1,196 | 2,012 | 2,017 | 197,704 |
| 914: Pension and Benefits | 636,440 | 2,140 | 5,628 | 5,170 | 2,920 | 4,915 | 4,927 | 662,139 |
| 915: Injuries and Damages | 236,059 | 2,277 | 5,988 | 5,500 | 3,106 | 5,229 | 5,242 | 263,402 |
| 921: Stores Load | 387,239 | 24,894 | 65,466 | 60,136 | 33,965 | 57,174 | 57,317 | 686,192 |
| 922: Minor Material Load | 493,859 | - | - | - | - | - | - | 493,859 |
| 925: E&S Loads | 2,714,813 | 19,030 | 50,045 | 45,971 | 95,906 | 43,707 | 43,816 | 3,013,289 |
| 926: A&G Loads | 1,334,705 | 14,949 | 39,312 | 36,112 | 76,349 | 34,333 | 34,419 | 1,570,180 |
| 928: AFUDC Debt | - | - | - | - | - | - | - | - |
| 929: AFUDC Equity | - | - | - | - | - | - | - | - |
| 961: Luna A&G PNMR D&V | - | - | - | - | - | - | - | - |
| 825: Closing Addition | (19,416,824) | (175,146) | (223,087) | (262,771) | (353,856) | (381,662) | (407,653) | (21,220,998) |
| 825: Closing Cost of Removal | (1,048,484) | (20,278) | (23,390) | (25,915) | (32,341) | (34,034) | (35,619) | (1,220,060) |
| Project Net | 2,440,118 | 156,222 | 678,271 | 560,780 | 1,295,505 | 391,931 | 366,368 | 5,889,196 |

## Project No: 10000107 Line Extensions - Residential

| | BegBal-27 | Jan27 | Feb27 | Mar27 | Apr27 | May27 | Jun27 |
|---|---|---|---|---|---|---|---|
| 110: Straight Time-General | 2,588,709 | 18,405 | 17,996 | 22,851 | 24,607 | 23,578 | 22,043 |
| 120: Overtime-General | 55,199 | - | - | - | - | - | - |
| 350: Material Issues-Major | 8,176,284 | 174,849 | 170,959 | 217,083 | 233,766 | 223,994 | 209,411 |
| 370: Outside Services | 16,716,865 | 266,875 | 260,938 | 331,338 | 356,800 | 341,886 | 319,627 |
| 374: Outside Services Legal | 1,184 | - | - | - | - | - | - |
| 377: Outside Svcs-Temp Labor | 1,179,818 | - | - | - | - | - | - |
| 391: Jt Proj Bill to PNM -N Lab | - | - | - | - | - | - | - |
| 426: Capitalized Interest | - | - | - | - | - | - | - |
| 610: Expenses - General | 3,110,360 | - | - | - | - | - | - |
| 805: Land and Land Rights | 125 | - | - | - | - | - | - |
| 807: Non Refundable Contrib | (10,385,054) | - | - | - | - | - | - |
| 829: Construction Adjustment | - | - | - | - | - | - | - |
| 903: SJ Switchyard AR-Labor | - | - | - | - | - | - | - |
| 904: SJ Switchyard AR-Other | - | - | - | - | - | - | - |
| 908: Luna AR - Labor | - | - | - | - | - | - | - |
| 909: Luna AR - Other | - | - | - | - | - | - | - |
| 913: Payroll Taxes | 197,704 | 1,520 | 1,486 | 1,887 | 2,033 | 1,948 | 1,821 |
| 914: Pension and Benefits | 662,139 | 3,495 | 3,417 | 4,339 | 4,673 | 4,477 | 4,186 |
| 915: Injuries and Damages | 263,402 | 3,490 | 3,412 | 4,333 | 4,665 | 4,470 | 4,179 |
| 921: Stores Load | 686,192 | 29,319 | 28,666 | 36,400 | 39,198 | 37,559 | 35,114 |
| 922: Minor Material Load | 493,859 | - | - | - | - | - | - |
| 925: E&S Loads | 3,013,289 | 32,804 | 32,075 | 40,728 | 43,858 | 42,025 | 39,289 |
| 926: A&G Loads | 1,570,180 | 17,255 | 16,871 | 21,423 | 23,069 | 22,105 | 20,666 |
| 928: AFUDC Debt | - | - | - | - | - | - | - |
| 929: AFUDC Equity | - | - | - | - | - | - | - |
| 961: Luna A&G PNMR D&V | - | - | - | - | - | - | - |
| 825: Closing Addition | (21,220,998) | (414,793) | (420,640) | (435,488) | (452,700) | (466,714) | (476,772) |
| 825: Closing Cost of Removal | (1,220,060) | (35,811) | (35,930) | (36,749) | (37,766) | (38,563) | (39,079) |
| Project Net | 5,889,196 | 97,407 | 79,251 | 208,146 | 242,202 | 196,765 | 140,484 |

## Project No: 10000107 Line Extensions - Residential

| | Jul27 | Aug27 | Sep27 | EndBal-Sep27 |
|---|---|---|---|---|
| 110: Straight Time-General | 12,367 | 32,522 | 29,874 | 2,792,952 |
| 120: Overtime-General | - | - | - | 55,199 |
| 350: Material Issues-Major | 117,484 | 308,957 | 283,805 | 10,116,592 |
| 370: Outside Services | 179,318 | 471,565 | 433,176 | 19,678,388 |
| 374: Outside Services Legal | - | - | - | 1,184 |
| 377: Outside Svcs-Temp Labor | - | - | - | 1,179,818 |
| 391: Jt Proj Bill to PNM -N Lab | - | - | - | - |
| 426: Capitalized Interest | - | - | - | - |
| 610: Expenses - General | - | - | - | 3,110,360 |
| 805: Land and Land Rights | - | - | - | 125 |
| 807: Non Refundable Contrib | - | - | - | (10,385,054) |
| 829: Construction Adjustment | - | - | - | - |
| 903: SJ Switchyard AR-Labor | - | - | - | - |
| 904: SJ Switchyard AR-Other | - | - | - | - |
| 908: Luna AR - Labor | - | - | - | - |
| 909: Luna AR - Other | - | - | - | - |
| 913: Payroll Taxes | 1,022 | 2,686 | 2,468 | 214,574 |
| 914: Pension and Benefits | 2,348 | 6,176 | 5,673 | 700,925 |
| 915: Injuries and Damages | 2,345 | 6,166 | 5,664 | 302,126 |
| 921: Stores Load | 19,700 | 51,806 | 47,588 | 1,011,543 |
| 922: Minor Material Load | - | - | - | 493,859 |
| 925: E&S Loads | 22,042 | 57,965 | 53,246 | 3,377,320 |
| 926: A&G Loads | 11,594 | 30,489 | 28,007 | 1,761,657 |
| 928: AFUDC Debt | - | - | - | - |
| 929: AFUDC Equity | - | - | - | - |
| 961: Luna A&G PNMR D&V | - | - | - | - |
| 825: Closing Addition | (467,369) | (497,691) | (520,760) | (25,373,926) |
| 825: Closing Cost of Removal | (38,148) | (40,223) | (41,766) | (1,564,095) |
| Project Net | (137,298) | 430,419 | 326,976 | 7,473,549 |

## Project No: 10000107 Line Extensions - Residential

| | BegBal-Oct27 | Oct27 | Nov27 | Dec27 | EndBal-27 | Jan28 | Feb28 | Mar28 |
|---|---|---|---|---|---|---|---|---|
| 110: Straight Time-General | 2,792,952 | 16,873 | 28,403 | 28,474 | 2,866,702 | 18,589 | 18,176 | 23,079 |
| 120: Overtime-General | 55,199 | - | - | - | 55,199 | - | - | - |
| 350: Material Issues-Major | 10,116,592 | 160,294 | 269,827 | 270,500 | 10,817,213 | 176,598 | 172,669 | 219,254 |
| 370: Outside Services | 19,678,388 | 244,659 | 411,841 | 412,868 | 20,747,756 | 269,544 | 263,547 | 334,651 |
| 374: Outside Services Legal | 1,184 | - | - | - | 1,184 | - | - | - |
| 377: Outside Svcs-Temp Labor | 1,179,818 | - | - | - | 1,179,818 | - | - | - |
| 391: Jt Proj Bill to PNM -N Lab | - | - | - | - | - | - | - | - |
| 426: Capitalized Interest | - | - | - | - | - | - | - | - |
| 610: Expenses - General | 3,110,360 | - | - | - | 3,110,360 | - | - | - |
| 805: Land and Land Rights | 125 | - | - | - | 125 | - | - | - |
| 807: Non Refundable Contrib | (10,385,054) | - | - | - | (10,385,054) | - | - | - |
| 829: Construction Adjustment | - | - | - | - | - | - | - | - |
| 903: SJ Switchyard AR-Labor | - | - | - | - | - | - | - | - |
| 904: SJ Switchyard AR-Other | - | - | - | - | - | - | - | - |
| 908: Luna AR - Labor | - | - | - | - | - | - | - | - |
| 909: Luna AR - Other | - | - | - | - | - | - | - | - |
| 913: Payroll Taxes | 214,574 | 1,394 | 2,346 | 2,352 | 220,666 | 1,535 | 1,501 | 1,906 |
| 914: Pension and Benefits | 700,925 | 3,204 | 5,394 | 5,407 | 714,930 | 3,530 | 3,452 | 4,383 |
| 915: Injuries and Damages | 302,126 | 3,199 | 5,385 | 5,399 | 316,109 | 3,524 | 3,446 | 4,376 |
| 921: Stores Load | 1,011,543 | 26,878 | 45,245 | 45,357 | 1,129,023 | 29,612 | 28,953 | 36,765 |
| 922: Minor Material Load | 493,859 | - | - | - | 493,859 | - | - | - |
| 925: E&S Loads | 3,377,320 | 30,074 | 50,624 | 50,750 | 3,508,768 | 33,132 | 32,395 | 41,135 |
| 926: A&G Loads | 1,761,657 | 15,818 | 26,628 | 26,694 | 1,830,798 | 16,312 | 15,949 | 20,252 |
| 928: AFUDC Debt | - | - | - | - | - | - | - | - |
| 929: AFUDC Equity | - | - | - | - | - | - | - | - |
| 961: Luna A&G PNMR D&V | - | - | - | - | - | - | - | - |
| 825: Closing Addition | (25,373,926) | (517,012) | (535,876) | (553,556) | (26,980,370) | (550,767) | (547,373) | (553,703) |
| 825: Closing Cost of Removal | (1,564,095) | (41,304) | (42,556) | (43,732) | (1,691,687) | (43,377) | (42,987) | (43,338) |
| Project Net | 7,473,549 | (55,923) | 267,260 | 250,513 | 7,935,399 | (41,767) | (50,272) | 88,760 |

## Project No: 10000107 Line Extensions - Residential

| | Apr28 | May28 | Jun28 | Jul28 | Aug28 | Sep28 | EndBal-Sep28 |
|---|---|---|---|---|---|---|---|
| 110: Straight Time-General | 24,853 | 23,814 | 22,264 | 12,490 | 32,847 | 30,173 | 3,072,987 |
| 120: Overtime-General | - | - | - | - | - | - | 55,199 |
| 350: Material Issues-Major | 236,103 | 226,234 | 211,505 | 118,659 | 312,046 | 286,643 | 12,776,924 |
| 370: Outside Services | 360,368 | 345,305 | 322,824 | 181,111 | 476,281 | 437,508 | 23,738,895 |
| 374: Outside Services Legal | - | - | - | - | - | - | 1,184 |
| 377: Outside Svcs-Temp Labor | - | - | - | - | - | - | 1,179,818 |
| 391: Jt Proj Bill to PNM -N Lab | - | - | - | - | - | - | - |
| 426: Capitalized Interest | - | - | - | - | - | - | - |
| 610: Expenses - General | - | - | - | - | - | - | 3,110,360 |
| 805: Land and Land Rights | - | - | - | - | - | - | 125 |
| 807: Non Refundable Contrib | - | - | - | - | - | - | (10,385,054) |
| 829: Construction Adjustment | - | - | - | - | - | - | - |
| 903: SJ Switchyard AR-Labor | - | - | - | - | - | - | - |
| 904: SJ Switchyard AR-Other | - | - | - | - | - | - | - |
| 908: Luna AR - Labor | - | - | - | - | - | - | - |
| 909: Luna AR - Other | - | - | - | - | - | - | - |
| 913: Payroll Taxes | 2,053 | 1,967 | 1,839 | 1,032 | 2,713 | 2,492 | 237,705 |
| 914: Pension and Benefits | 4,720 | 4,522 | 4,228 | 2,372 | 6,238 | 5,730 | 754,103 |
| 915: Injuries and Damages | 4,712 | 4,515 | 4,221 | 2,368 | 6,228 | 5,721 | 355,221 |
| 921: Stores Load | 39,590 | 37,935 | 35,465 | 19,897 | 52,324 | 48,064 | 1,457,627 |
| 922: Minor Material Load | - | - | - | - | - | - | 493,859 |
| 925: E&S Loads | 44,297 | 42,445 | 39,682 | 22,262 | 58,545 | 53,779 | 3,876,440 |
| 926: A&G Loads | 21,808 | 20,897 | 19,536 | 10,960 | 28,823 | 26,477 | 2,011,813 |
| 928: AFUDC Debt | - | - | - | - | - | - | - |
| 929: AFUDC Equity | - | - | - | - | - | - | - |
| 961: Luna A&G PNMR D&V | - | - | - | - | - | - | - |
| 825: Closing Addition | (563,020) | (569,676) | (572,866) | (556,928) | (581,483) | (599,147) | (32,075,334) |
| 825: Closing Cost of Removal | (43,923) | (44,316) | (44,456) | (43,162) | (44,924) | (46,172) | (2,088,343) |
| Project Net | 131,560 | 93,642 | 44,242 | (228,939) | 349,637 | 251,267 | 8,573,530 |

## Project No: 10000207 Line Extensions - Commercial

Company: 001 Electric Services
Location: 100 Albuquerque Electric Services

**Project Information**

County % Bernalillo 100%

Estimated Start Date 9/11/2006

Estimated Completion Date 12/31/2032

Description

This project consists of line extensions to provide new electric service to non-residential customers or to upgrade existing non-residential customers whose electric service needs are changing or require upgrades. Line extensions consist of the installation of all physical components necessary to provide for new electric service or to upgrade existing services. These physical components include, but are not limited to, all primary wires, secondary wires, service wires, transformers, meters, equipment support structures, trenches, switchgears, and duct bank systems.

## Project No: 10000207 Line Extensions - Commercial

| | |
|---|---|
| Project Need Justification | This project is necessary to meet PNM's obligation to serve new and existing customers and provides for the installation of electric line extensions for service to new non-residential customers or to upgrade the electric service of existing customers. This obligation is required per PNM Rule 15, Electric Line Extension Policy. |

**Project No:** **10000207** **Line Extensions - Commercial**

| | |
|---|---|
| Project Alternatives | As this project is necessary for PNM to serve new and existing customers, there are no alternatives to conducting this work. Line extension options for each new service request are evaluated individually considering many factors such as available capacity on existing lines, alternative routes, customer preferences, and right-of-way constraints. The minimum line extension per PNM Rule 15 is designed based on a balance of cost, timing, and efficiency. |

## Project No: 10000207 Line Extensions - Commercial

| | |
|---|---|
| Project Estimate Approach | Historical spend in this funding project was analyzed to develop this project's estimated future spend. This project's spend forecast is prepared by escalating the most recent 12-month actual spend by the expected rate of change in annual new non-residential customers from available customer growth forecasts and by escalating labor and non-labor actual spend by forecasted labor and non-labor escalation rates. |

**Project No:** **10000207** **Line Extensions - Commercial**

| | |
|---|---|
| Customer Benefit | The customer benefit from this project is electric service to non-residential buildings and facilities. |

| **Project No:** | **10000207 Line Extensions - Commercial** |
|---|---|
| Primary Value Driver | Customer Delivery |
| Compliance | This project is implemented in accordance with PNM Rule 15, Electric Line Extension Policy as filed with the New Mexico Public Regulatory Commission (NMPRC) pursuant to NMPRC Rule 210. |
| Customer Delivery | The customer benefit from this project is electric service to non-residential buildings and facilities. |
| Energy Transition | |

**Project No:** **10000207** **Line Extensions - Commercial**

General Services

Reliability & Resiliency

New line extensions are designed to current PNM design standards which are created for safety, cost, and reliability efficacy. Construction of new line extensions to PNM standards helps improve overall system performance, resilience, and reliability.

Safety & Security

New line extensions are designed to current PNM design standards which incorporate safety standards such as the National Electrical Safety Code (NESC) for public and employee safety.

Technology Advancements

## Project No: 10000207 Line Extensions - Commercial

| | BegBal-Jul26 | Jul26 | Aug26 | Sep26 | Oct26 | Nov26 | Dec26 | EndBal-26 |
|---|---|---|---|---|---|---|---|---|
| 110: Straight Time-General | 5,810,927 | 20,038 | 20,038 | 20,038 | 20,038 | 17,811 | 11,132 | 5,920,021 |
| 120: Overtime-General | 316,407 | - | - | - | - | - | - | 316,407 |
| 350: Material Issues-Major | 22,149,049 | 190,357 | 190,357 | 190,357 | 190,357 | 169,206 | 105,754 | 23,185,436 |
| 370: Outside Services | 29,715,767 | 290,545 | 290,545 | 290,545 | 290,545 | 258,262 | 161,414 | 31,297,620 |
| 374: Outside Services Legal | 33,884 | - | - | - | - | - | - | 33,884 |
| 377: Outside Svcs-Temp Labor | 284,210 | - | - | - | 1,600,000 | - | - | 1,884,210 |
| 391: Jt Proj Bill to PNM -N Lab | - | - | - | - | - | - | - | - |
| 426: Capitalized Interest | - | - | - | - | - | - | - | - |
| 610: Expenses - General | 1,074,295 | - | - | - | - | - | - | 1,074,295 |
| 805: Land and Land Rights | 4,301 | - | - | - | - | - | - | 4,301 |
| 807: Non Refundable Contrib | (32,944,992) | - | - | - | - | - | - | (32,944,992) |
| 829: Construction Adjustment | - | - | - | - | - | - | - | - |
| 903: SJ Switchyard AR-Labor | - | - | - | - | - | - | - | - |
| 904: SJ Switchyard AR-Other | - | - | - | - | - | - | - | - |
| 908: Luna AR - Labor | - | - | - | - | - | - | - | - |
| 909: Luna AR - Other | - | - | - | - | - | - | - | - |
| 913: Payroll Taxes | 456,660 | 1,527 | 1,527 | 1,527 | 1,527 | 1,357 | 848 | 464,973 |
| 914: Pension and Benefits | 1,595,578 | 3,729 | 3,729 | 3,729 | 3,729 | 3,315 | 2,072 | 1,615,880 |
| 915: Injuries and Damages | 516,207 | 3,967 | 3,967 | 3,967 | 3,967 | 3,527 | 2,204 | 537,808 |
| 921: Stores Load | 1,716,573 | 43,378 | 43,378 | 43,378 | 43,378 | 38,559 | 24,099 | 1,952,745 |
| 922: Minor Material Load | 1,869,854 | - | - | - | - | - | - | 1,869,854 |
| 925: E&S Loads | 7,738,760 | 33,161 | 33,161 | 33,161 | 137,161 | 29,476 | 18,423 | 8,023,301 |
| 926: A&G Loads | 3,360,326 | 26,049 | 26,049 | 26,049 | 109,249 | 23,155 | 14,472 | 3,585,348 |
| 928: AFUDC Debt | 239 | - | - | - | - | - | - | 239 |
| 929: AFUDC Equity | 208 | - | - | - | - | - | - | 208 |
| 961: Luna A&G PNMR D&V | - | - | - | - | - | - | - | - |
| 825: Closing Addition | (40,312,974) | (133,387) | (163,940) | (192,355) | (335,126) | (347,125) | (344,988) | (41,829,895) |
| 825: Closing Cost of Removal | (1,566,454) | (37,366) | (37,753) | (38,113) | (47,205) | (46,569) | (44,977) | (1,818,437) |
| Project Net | 1,818,828 | 441,996 | 411,056 | 382,283 | 2,017,619 | 150,972 | (49,549) | 5,173,205 |

## Project No: 10000207 Line Extensions - Commercial

| | BegBal-27 | Jan27 | Feb27 | Mar27 | Apr27 | May27 | Jun27 |
|---|---|---|---|---|---|---|---|
| 110: Straight Time-General | 5,920,021 | 14,415 | 25,947 | 25,947 | 28,830 | 25,947 | 25,947 |
| 120: Overtime-General | 316,407 | - | - | - | - | - | - |
| 350: Material Issues-Major | 23,185,436 | 136,944 | 246,500 | 246,500 | 273,889 | 246,500 | 246,500 |
| 370: Outside Services | 31,297,620 | 209,020 | 376,237 | 376,237 | 418,041 | 376,237 | 376,237 |
| 374: Outside Services Legal | 33,884 | - | - | - | - | - | - |
| 377: Outside Svcs-Temp Labor | 1,884,210 | - | - | - | - | - | - |
| 391: Jt Proj Bill to PNM -N Lab | - | - | - | - | - | - | - |
| 426: Capitalized Interest | - | - | - | - | - | - | - |
| 610: Expenses - General | 1,074,295 | - | - | - | - | - | - |
| 805: Land and Land Rights | 4,301 | - | - | - | - | - | - |
| 807: Non Refundable Contrib | (32,944,992) | - | - | - | - | - | - |
| 829: Construction Adjustment | - | - | - | - | - | - | - |
| 903: SJ Switchyard AR-Labor | - | - | - | - | - | - | - |
| 904: SJ Switchyard AR-Other | - | - | - | - | - | - | - |
| 908: Luna AR - Labor | - | - | - | - | - | - | - |
| 909: Luna AR - Other | - | - | - | - | - | - | - |
| 913: Payroll Taxes | 464,973 | 1,191 | 2,143 | 2,143 | 2,381 | 2,143 | 2,143 |
| 914: Pension and Benefits | 1,615,880 | 2,737 | 4,927 | 4,927 | 5,475 | 4,927 | 4,927 |
| 915: Injuries and Damages | 537,808 | 2,733 | 4,920 | 4,920 | 5,466 | 4,920 | 4,920 |
| 921: Stores Load | 1,952,745 | 22,963 | 41,333 | 41,333 | 45,926 | 41,333 | 41,333 |
| 922: Minor Material Load | 1,869,854 | - | - | - | - | - | - |
| 925: E&S Loads | 8,023,301 | 25,693 | 46,247 | 46,247 | 51,386 | 46,247 | 46,247 |
| 926: A&G Loads | 3,585,348 | 13,514 | 24,326 | 24,326 | 27,029 | 24,326 | 24,326 |
| 928: AFUDC Debt | 239 | - | - | - | - | - | - |
| 929: AFUDC Equity | 208 | - | - | - | - | - | - |
| 961: Luna A&G PNMR D&V | - | - | - | - | - | - | - |
| 825: Closing Addition | (41,829,895) | (348,780) | (374,661) | (398,729) | (426,701) | (447,127) | (466,123) |
| 825: Closing Cost of Removal | (1,818,437) | (43,932) | (44,643) | (45,303) | (46,338) | (46,880) | (47,384) |
| Project Net | 5,173,205 | 36,498 | 353,277 | 328,548 | 385,383 | 278,572 | 259,072 |

## Project No: 10000207 Line Extensions - Commercial

| | Jul27 | Aug27 | Sep27 | EndBal-Sep27 |
|---|---|---|---|---|
| 110: Straight Time-General | 25,947 | 25,947 | 25,947 | 6,144,895 |
| 120: Overtime-General | - | - | - | 316,407 |
| 350: Material Issues-Major | 246,500 | 246,500 | 246,500 | 25,321,769 |
| 370: Outside Services | 376,237 | 376,237 | 376,237 | 34,558,340 |
| 374: Outside Services Legal | - | - | - | 33,884 |
| 377: Outside Svcs-Temp Labor | - | - | - | 1,884,210 |
| 391: Jt Proj Bill to PNM -N Lab | - | - | - | - |
| 426: Capitalized Interest | - | - | - | - |
| 610: Expenses - General | - | - | - | 1,074,295 |
| 805: Land and Land Rights | - | - | - | 4,301 |
| 807: Non Refundable Contrib | - | - | - | (32,944,992) |
| 829: Construction Adjustment | - | - | - | - |
| 903: SJ Switchyard AR-Labor | - | - | - | - |
| 904: SJ Switchyard AR-Other | - | - | - | - |
| 908: Luna AR - Labor | - | - | - | - |
| 909: Luna AR - Other | - | - | - | - |
| 913: Payroll Taxes | 2,143 | 2,143 | 2,143 | 483,548 |
| 914: Pension and Benefits | 4,927 | 4,927 | 4,927 | 1,658,583 |
| 915: Injuries and Damages | 4,920 | 4,920 | 4,920 | 580,444 |
| 921: Stores Load | 41,333 | 41,333 | 41,333 | 2,310,965 |
| 922: Minor Material Load | - | - | - | 1,869,854 |
| 925: E&S Loads | 46,247 | 46,247 | 46,247 | 8,424,110 |
| 926: A&G Loads | 24,326 | 24,326 | 24,326 | 3,796,170 |
| 928: AFUDC Debt | - | - | - | 239 |
| 929: AFUDC Equity | - | - | - | 208 |
| 961: Luna A&G PNMR D&V | - | - | - | - |
| 825: Closing Addition | (483,790) | (500,219) | (515,499) | (45,791,526) |
| 825: Closing Cost of Removal | (47,853) | (48,289) | (48,694) | (2,237,754) |
| Project Net | 240,937 | 224,072 | 208,387 | 7,487,950 |

## Project No: 10000207 Line Extensions - Commercial

| | BegBal-Oct27 | Oct27 | Nov27 | Dec27 | EndBal-27 | Jan28 | Feb28 | Mar28 |
|---|---|---|---|---|---|---|---|---|
| 110: Straight Time-General | 6,144,895 | 25,947 | 23,064 | 14,415 | 6,208,321 | 14,559 | 26,207 | 26,207 |
| 120: Overtime-General | 316,407 | - | - | - | 316,407 | - | - | - |
| 350: Material Issues-Major | 25,321,769 | 246,500 | 219,111 | 136,944 | 25,924,324 | 138,314 | 248,965 | 248,965 |
| 370: Outside Services | 34,558,340 | 376,237 | 334,433 | 209,020 | 35,478,030 | 211,111 | 379,999 | 379,999 |
| 374: Outside Services Legal | 33,884 | - | - | - | 33,884 | - | - | - |
| 377: Outside Svcs-Temp Labor | 1,884,210 | - | - | - | 1,884,210 | - | - | - |
| 391: Jt Proj Bill to PNM -N Lab | - | - | - | - | - | - | - | - |
| 426: Capitalized Interest | - | - | - | - | - | - | - | - |
| 610: Expenses - General | 1,074,295 | - | - | - | 1,074,295 | - | - | - |
| 805: Land and Land Rights | 4,301 | - | - | - | 4,301 | - | - | - |
| 807: Non Refundable Contrib | (32,944,992) | - | - | - | (32,944,992) | - | - | - |
| 829: Construction Adjustment | - | - | - | - | - | - | - | - |
| 903: SJ Switchyard AR-Labor | - | - | - | - | - | - | - | - |
| 904: SJ Switchyard AR-Other | - | - | - | - | - | - | - | - |
| 908: Luna AR - Labor | - | - | - | - | - | - | - | - |
| 909: Luna AR - Other | - | - | - | - | - | - | - | - |
| 913: Payroll Taxes | 483,548 | 2,143 | 1,905 | 1,191 | 488,787 | 1,203 | 2,165 | 2,165 |
| 914: Pension and Benefits | 1,658,583 | 4,927 | 4,380 | 2,737 | 1,670,628 | 2,765 | 4,977 | 4,977 |
| 915: Injuries and Damages | 580,444 | 4,920 | 4,373 | 2,733 | 592,469 | 2,760 | 4,969 | 4,969 |
| 921: Stores Load | 2,310,965 | 41,333 | 36,741 | 22,963 | 2,412,002 | 23,192 | 41,746 | 41,746 |
| 922: Minor Material Load | 1,869,854 | - | - | - | 1,869,854 | - | - | - |
| 925: E&S Loads | 8,424,110 | 46,247 | 41,109 | 25,693 | 8,537,159 | 25,950 | 46,710 | 46,710 |
| 926: A&G Loads | 3,796,170 | 24,326 | 21,623 | 13,514 | 3,855,633 | 12,776 | 22,997 | 22,997 |
| 928: AFUDC Debt | 239 | - | - | - | 239 | - | - | - |
| 929: AFUDC Equity | 208 | - | - | - | 208 | - | - | - |
| 961: Luna A&G PNMR D&V | - | - | - | - | - | - | - | - |
| 825: Closing Addition | (45,791,526) | (529,709) | (537,336) | (527,664) | (47,386,235) | (518,892) | (533,265) | (546,632) |
| 825: Closing Cost of Removal | (2,237,754) | (49,071) | (49,001) | (47,674) | (2,383,502) | (46,457) | (47,021) | (47,545) |
| Project Net | 7,487,950 | 193,800 | 100,400 | (146,129) | 7,636,022 | (132,719) | 198,448 | 184,557 |

## Project No: 10000207 Line Extensions - Commercial

| | Apr28 | May28 | Jun28 | Jul28 | Aug28 | Sep28 | EndBal-Sep28 |
|---|---|---|---|---|---|---|---|
| 110: Straight Time-General | 29,119 | 26,207 | 26,207 | 26,207 | 26,207 | 26,207 | 6,435,448 |
| 120: Overtime-General | - | - | - | - | - | - | 316,407 |
| 350: Material Issues-Major | 276,628 | 248,965 | 248,965 | 248,965 | 248,965 | 248,965 | 28,082,021 |
| 370: Outside Services | 422,221 | 379,999 | 379,999 | 379,999 | 379,999 | 379,999 | 38,771,355 |
| 374: Outside Services Legal | - | - | - | - | - | - | 33,884 |
| 377: Outside Svcs-Temp Labor | - | - | - | - | - | - | 1,884,210 |
| 391: Jt Proj Bill to PNM -N Lab | - | - | - | - | - | - | - |
| 426: Capitalized Interest | - | - | - | - | - | - | - |
| 610: Expenses - General | - | - | - | - | - | - | 1,074,295 |
| 805: Land and Land Rights | - | - | - | - | - | - | 4,301 |
| 807: Non Refundable Contrib | - | - | - | - | - | - | (32,944,992) |
| 829: Construction Adjustment | - | - | - | - | - | - | - |
| 903: SJ Switchyard AR-Labor | - | - | - | - | - | - | - |
| 904: SJ Switchyard AR-Other | - | - | - | - | - | - | - |
| 908: Luna AR - Labor | - | - | - | - | - | - | - |
| 909: Luna AR - Other | - | - | - | - | - | - | - |
| 913: Payroll Taxes | 2,405 | 2,165 | 2,165 | 2,165 | 2,165 | 2,165 | 507,547 |
| 914: Pension and Benefits | 5,530 | 4,977 | 4,977 | 4,977 | 4,977 | 4,977 | 1,713,759 |
| 915: Injuries and Damages | 5,521 | 4,969 | 4,969 | 4,969 | 4,969 | 4,969 | 635,533 |
| 921: Stores Load | 46,385 | 41,746 | 41,746 | 41,746 | 41,746 | 41,746 | 2,773,804 |
| 922: Minor Material Load | - | - | - | - | - | - | 1,869,854 |
| 925: E&S Loads | 51,900 | 46,710 | 46,710 | 46,710 | 46,710 | 46,710 | 8,941,976 |
| 926: A&G Loads | 25,552 | 22,997 | 22,997 | 22,997 | 22,997 | 22,997 | 4,054,936 |
| 928: AFUDC Debt | - | - | - | - | - | - | 239 |
| 929: AFUDC Equity | - | - | - | - | - | - | 208 |
| 961: Luna A&G PNMR D&V | - | - | - | - | - | - | - |
| 825: Closing Addition | (564,696) | (575,863) | (586,248) | (595,906) | (604,889) | (613,242) | (52,525,868) |
| 825: Closing Cost of Removal | (48,457) | (48,881) | (49,275) | (49,641) | (49,982) | (50,299) | (2,821,060) |
| Project Net | 252,107 | 153,990 | 143,211 | 133,186 | 123,863 | 115,193 | 8,807,858 |

## Project No: 10000507 Lighting

Company: 001 Electric Services
Location: 100 Albuquerque Electric Services

**Project Information**

County % Bernalillo 100%

Estimated Start Date 12/1/2006

Estimated Completion Date 12/31/2032

Description

This project includes costs for the installation, relocation, removal or replacement of PNM owned streetlighting and floodlighting and the removal or replacement of private area lighting. This work includes poles, light fixtures, wiring, and ancillary lighting equipment. The poles may either be wood or aluminum ranging in size from 30 to 45 feet. Fixtures include LED lights ranging from 25 to 300 watts. For PNM owned streetlights, this will include the installation of 150 feet of service wire and the luminaire. All street lighting and floodlighting systems installed will adhere to PNM equipment standards provided in Rate Schedule 20, allowing for efficient and effective maintenance in the future.

**Project No:** **10000507 Lighting**

Project Need Justification

This project provides the funds necessary to meet PNM's contractual obligations with municipal corporations and subdivisions within the state of New Mexico and service requirements allowed under the rate schedules . This project will allow PNM to install street lighting and floodlighting systems in accordance with PNM Rate Schedule 20 - Integrated System Streetlighting and Floodlighting Service and Rate Schedule 6 – Private Area Lighting Service and new installations.

**Project No:** **10000507** **Lighting**

| | |
|---|---|
| Project Alternatives | Because of these contractual obligations and requirements under the rate schedules, there are no other alternative methods for this project. Under Rate Schedule 20, customers have the option to own streetlights and pay PNM or a contractor for their installation, or to request that PNM install and own the lights. Customers may request installation of LED lights or LED operational substitutes for converting existing mercury vapor, high pressure sodium, or low pressure sodium lights. Under Rate Schedule 6 and the terms of the Agreement for Lighting Service thereunder, private lights are removed at the customer's request and at PNM's costs. PNM must honor installation requests under PNM Rate 20. |

**Project No:** **10000507** **Lighting**

| | |
|---|---|
| Project Estimate Approach | Historical spend in this funding project was analyzed to develop this project's estimated future spend. This blanket's project spend forecast is prepared by escalating the most recent 12-month actual spend by labor and non-labor escalation rates. |

**Project No:** **10000507** **Lighting**

| | |
|---|---|
| Customer Benefit | The customer benefit from this project is electric service for their streetlighting and floodlighting needs. |

| **Project No:** | **10000507 Lighting** |
|---|---|
| Primary Value Driver | Compliance |
| Compliance | This project is implemented in accordance with PNM Rate Schedule 20 - Integrated System StreetLighting and Floodlighting Service, and PNM Rate Schedule 6 - Private Area Lighting Service and new installations. |
| Customer Delivery | |
| Energy Transition | |

**Project No:** **10000507** **Lighting**

General Services

Reliability & Resiliency

Safety & Security

This project includes the installation of new and replacement of damaged streetlighting facilities thus supporting and restoring the public safety benefits of streetlighting and floodlighting.

Technology Advancements

## Project No: 10000507 Lighting

| | BegBal-Jul26 | Jul26 | Aug26 | Sep26 | Oct26 | Nov26 | Dec26 | EndBal-26 |
|---|---|---|---|---|---|---|---|---|
| 110: Straight Time-General | 688,922 | 276 | 402 | 75 | 684 | 709 | 140 | 691,209 |
| 120: Overtime-General | 360,267 | - | - | - | - | - | - | 360,267 |
| 350: Material Issues-Major | 2,096,994 | 2,625 | 3,820 | 717 | 6,498 | 6,731 | 1,332 | 2,118,718 |
| 370: Outside Services | 1,803,985 | 4,006 | 5,830 | 1,094 | 9,919 | 10,274 | 2,034 | 1,837,143 |
| 374: Outside Services Legal | - | - | - | - | - | - | - | - |
| 377: Outside Svcs-Temp Labor | 82,237 | - | - | - | - | - | - | 82,237 |
| 391: Jt Proj Bill to PNM -N Lab | - | - | - | - | - | - | - | - |
| 426: Capitalized Interest | - | - | - | - | - | - | - | - |
| 610: Expenses - General | 401,926 | - | - | - | - | - | - | 401,926 |
| 805: Land and Land Rights | - | - | - | - | - | - | - | - |
| 807: Non Refundable Contrib | (2,949,506) | - | - | - | - | - | - | (2,949,506) |
| 829: Construction Adjustment | - | - | - | - | - | - | - | - |
| 903: SJ Switchyard AR-Labor | - | - | - | - | - | - | - | - |
| 904: SJ Switchyard AR-Other | - | - | - | - | - | - | - | - |
| 908: Luna AR - Labor | - | - | - | - | - | - | - | - |
| 909: Luna AR - Other | - | - | - | - | - | - | - | - |
| 913: Payroll Taxes | 77,800 | 21 | 31 | 6 | 52 | 54 | 11 | 77,974 |
| 914: Pension and Benefits | 266,988 | 51 | 75 | 14 | 127 | 132 | 26 | 267,413 |
| 915: Injuries and Damages | 82,392 | 55 | 80 | 15 | 135 | 140 | 28 | 82,845 |
| 921: Stores Load | 122,387 | 598 | 870 | 163 | 1,481 | 1,534 | 304 | 127,337 |
| 922: Minor Material Load | 216,936 | - | - | - | - | - | - | 216,936 |
| 925: E&S Loads | 776,789 | 457 | 665 | 125 | 1,132 | 1,173 | 232 | 780,573 |
| 926: A&G Loads | 305,959 | 359 | 523 | 98 | 889 | 921 | 182 | 308,932 |
| 928: AFUDC Debt | 4 | - | - | - | - | - | - | 4 |
| 929: AFUDC Equity | 7 | - | - | - | - | - | - | 7 |
| 961: Luna A&G PNMR D&V | - | - | - | - | - | - | - | - |
| 825: Closing Addition | (4,684,809) | (10,851) | (10,985) | (8,952) | (11,368) | (13,388) | (11,226) | (4,751,579) |
| 825: Closing Cost of Removal | 426,197 | (8,476) | (6,725) | (5,215) | (4,352) | (3,700) | (2,918) | 394,811 |
| Project Net | 75,477 | (10,878) | (5,414) | (11,860) | 5,198 | 4,580 | (9,855) | 47,248 |

## Project No: 10000507 Lighting

| | BegBal-27 | Jan27 | Feb27 | Mar27 | Apr27 | May27 | Jun27 |
|---|---|---|---|---|---|---|---|
| 110: Straight Time-General | 691,209 | 402 | 563 | 480 | 496 | 445 | 271 |
| 120: Overtime-General | 360,267 | - | - | - | - | - | - |
| 350: Material Issues-Major | 2,118,718 | 3,818 | 5,353 | 4,564 | 4,710 | 4,227 | 2,576 |
| 370: Outside Services | 1,837,143 | 5,827 | 8,170 | 6,965 | 7,189 | 6,451 | 3,931 |
| 374: Outside Services Legal | - | - | - | - | - | - | - |
| 377: Outside Svcs-Temp Labor | 82,237 | - | - | - | - | - | - |
| 391: Jt Proj Bill to PNM -N Lab | - | - | - | - | - | - | - |
| 426: Capitalized Interest | - | - | - | - | - | - | - |
| 610: Expenses - General | 401,926 | - | - | - | - | - | - |
| 805: Land and Land Rights | - | - | - | - | - | - | - |
| 807: Non Refundable Contrib | (2,949,506) | - | - | - | - | - | - |
| 829: Construction Adjustment | - | - | - | - | - | - | - |
| 903: SJ Switchyard AR-Labor | - | - | - | - | - | - | - |
| 904: SJ Switchyard AR-Other | - | - | - | - | - | - | - |
| 908: Luna AR - Labor | - | - | - | - | - | - | - |
| 909: Luna AR - Other | - | - | - | - | - | - | - |
| 913: Payroll Taxes | 77,974 | 33 | 47 | 40 | 41 | 37 | 22 |
| 914: Pension and Benefits | 267,413 | 76 | 107 | 91 | 94 | 85 | 51 |
| 915: Injuries and Damages | 82,845 | 76 | 107 | 91 | 94 | 84 | 51 |
| 921: Stores Load | 127,337 | 640 | 898 | 765 | 790 | 709 | 432 |
| 922: Minor Material Load | 216,936 | - | - | - | - | - | - |
| 925: E&S Loads | 780,573 | 716 | 1,004 | 856 | 884 | 793 | 483 |
| 926: A&G Loads | 308,932 | 377 | 528 | 450 | 465 | 417 | 254 |
| 928: AFUDC Debt | 4 | - | - | - | - | - | - |
| 929: AFUDC Equity | 7 | - | - | - | - | - | - |
| 961: Luna A&G PNMR D&V | - | - | - | - | - | - | - |
| 825: Closing Addition | (4,751,579) | (11,204) | (12,215) | (12,465) | (12,756) | (12,656) | (11,472) |
| 825: Closing Cost of Removal | 394,811 | (2,440) | (2,149) | (1,885) | (1,689) | (1,514) | (1,296) |
| Project Net | 47,248 | (1,677) | 2,412 | (47) | 318 | (922) | (4,695) |

## Project No: 10000507 Lighting

| | Jul27 | Aug27 | Sep27 | EndBal-Sep27 |
|---|---|---|---|---|
| 110: Straight Time-General | 255 | 371 | 70 | 694,562 |
| 120: Overtime-General | - | - | - | 360,267 |
| 350: Material Issues-Major | 2,420 | 3,522 | 661 | 2,150,569 |
| 370: Outside Services | 3,694 | 5,376 | 1,009 | 1,885,755 |
| 374: Outside Services Legal | - | - | - | - |
| 377: Outside Svcs-Temp Labor | - | - | - | 82,237 |
| 391: Jt Proj Bill to PNM -N Lab | - | - | - | - |
| 426: Capitalized Interest | - | - | - | - |
| 610: Expenses - General | - | - | - | 401,926 |
| 805: Land and Land Rights | - | - | - | - |
| 807: Non Refundable Contrib | - | - | - | (2,949,506) |
| 829: Construction Adjustment | - | - | - | - |
| 903: SJ Switchyard AR-Labor | - | - | - | - |
| 904: SJ Switchyard AR-Other | - | - | - | - |
| 908: Luna AR - Labor | - | - | - | - |
| 909: Luna AR - Other | - | - | - | - |
| 913: Payroll Taxes | 21 | 31 | 6 | 78,251 |
| 914: Pension and Benefits | 48 | 70 | 13 | 268,050 |
| 915: Injuries and Damages | 48 | 70 | 13 | 83,480 |
| 921: Stores Load | 406 | 591 | 111 | 132,678 |
| 922: Minor Material Load | - | - | - | 216,936 |
| 925: E&S Loads | 454 | 661 | 124 | 786,549 |
| 926: A&G Loads | 239 | 348 | 65 | 312,075 |
| 928: AFUDC Debt | - | - | - | 4 |
| 929: AFUDC Equity | - | - | - | 7 |
| 961: Luna A&G PNMR D&V | - | - | - | - |
| 825: Closing Addition | (10,456) | (10,412) | (8,461) | (4,853,675) |
| 825: Closing Cost of Removal | (1,120) | (1,040) | (834) | 380,846 |
| Project Net | (3,990) | (413) | (7,222) | 31,012 |

## Project No: 10000507 Lighting

| | BegBal-Oct27 | Oct27 | Nov27 | Dec27 | EndBal-27 | Jan28 | Feb28 | Mar28 |
|---|---|---|---|---|---|---|---|---|
| 110: Straight Time-General | 694,562 | 631 | 653 | 129 | 695,975 | 406 | 569 | 485 |
| 120: Overtime-General | 360,267 | - | - | - | 360,267 | - | - | - |
| 350: Material Issues-Major | 2,150,569 | 5,992 | 6,207 | 1,229 | 2,163,997 | 3,856 | 5,406 | 4,609 |
| 370: Outside Services | 1,885,755 | 9,145 | 9,473 | 1,875 | 1,906,248 | 5,886 | 8,252 | 7,035 |
| 374: Outside Services Legal | - | - | - | - | - | - | - | - |
| 377: Outside Svcs-Temp Labor | 82,237 | - | - | - | 82,237 | - | - | - |
| 391: Jt Proj Bill to PNM -N Lab | - | - | - | - | - | - | - | - |
| 426: Capitalized Interest | - | - | - | - | - | - | - | - |
| 610: Expenses - General | 401,926 | - | - | - | 401,926 | - | - | - |
| 805: Land and Land Rights | - | - | - | - | - | - | - | - |
| 807: Non Refundable Contrib | (2,949,506) | - | - | - | (2,949,506) | - | - | - |
| 829: Construction Adjustment | - | - | - | - | - | - | - | - |
| 903: SJ Switchyard AR-Labor | - | - | - | - | - | - | - | - |
| 904: SJ Switchyard AR-Other | - | - | - | - | - | - | - | - |
| 908: Luna AR - Labor | - | - | - | - | - | - | - | - |
| 909: Luna AR - Other | - | - | - | - | - | - | - | - |
| 913: Payroll Taxes | 78,251 | 52 | 54 | 11 | 78,368 | 34 | 47 | 40 |
| 914: Pension and Benefits | 268,050 | 120 | 124 | 25 | 268,318 | 77 | 108 | 92 |
| 915: Injuries and Damages | 83,480 | 120 | 124 | 24 | 83,748 | 77 | 108 | 92 |
| 921: Stores Load | 132,678 | 1,005 | 1,041 | 206 | 134,930 | 647 | 906 | 773 |
| 922: Minor Material Load | 216,936 | - | - | - | 216,936 | - | - | - |
| 925: E&S Loads | 786,549 | 1,124 | 1,164 | 230 | 789,068 | 723 | 1,014 | 865 |
| 926: A&G Loads | 312,075 | 591 | 612 | 121 | 313,400 | 356 | 499 | 426 |
| 928: AFUDC Debt | 4 | - | - | - | 4 | - | - | - |
| 929: AFUDC Equity | 7 | - | - | - | 7 | - | - | - |
| 961: Luna A&G PNMR D&V | - | - | - | - | - | - | - | - |
| 825: Closing Addition | (4,853,675) | (10,532) | (12,270) | (10,272) | (4,886,748) | (10,489) | (11,694) | (12,088) |
| 825: Closing Cost of Removal | 380,846 | (945) | (1,041) | (863) | 377,997 | (859) | (934) | (951) |
| Project Net | 31,012 | 7,303 | 6,142 | (7,285) | 37,173 | 714 | 4,283 | 1,378 |

## Project No: 10000507 Lighting

| | Apr28 | May28 | Jun28 | Jul28 | Aug28 | Sep28 | EndBal-Sep28 |
|---|---|---|---|---|---|---|---|
| 110: Straight Time-General | 501 | 449 | 274 | 257 | 374 | 70 | 699,360 |
| 120: Overtime-General | - | - | - | - | - | - | 360,267 |
| 350: Material Issues-Major | 4,757 | 4,269 | 2,602 | 2,444 | 3,557 | 668 | 2,196,165 |
| 370: Outside Services | 7,261 | 6,516 | 3,971 | 3,731 | 5,429 | 1,019 | 1,955,348 |
| 374: Outside Services Legal | - | - | - | - | - | - | - |
| 377: Outside Svcs-Temp Labor | - | - | - | - | - | - | 82,237 |
| 391: Jt Proj Bill to PNM -N Lab | - | - | - | - | - | - | - |
| 426: Capitalized Interest | - | - | - | - | - | - | - |
| 610: Expenses - General | - | - | - | - | - | - | 401,926 |
| 805: Land and Land Rights | - | - | - | - | - | - | - |
| 807: Non Refundable Contrib | - | - | - | - | - | - | (2,949,506) |
| 829: Construction Adjustment | - | - | - | - | - | - | - |
| 903: SJ Switchyard AR-Labor | - | - | - | - | - | - | - |
| 904: SJ Switchyard AR-Other | - | - | - | - | - | - | - |
| 908: Luna AR - Labor | - | - | - | - | - | - | - |
| 909: Luna AR - Other | - | - | - | - | - | - | - |
| 913: Payroll Taxes | 41 | 37 | 23 | 21 | 31 | 6 | 78,648 |
| 914: Pension and Benefits | 95 | 85 | 52 | 49 | 71 | 13 | 268,961 |
| 915: Injuries and Damages | 95 | 85 | 52 | 49 | 71 | 13 | 84,390 |
| 921: Stores Load | 798 | 716 | 436 | 410 | 596 | 112 | 140,324 |
| 922: Minor Material Load | - | - | - | - | - | - | 216,936 |
| 925: E&S Loads | 893 | 801 | 488 | 459 | 667 | 125 | 795,103 |
| 926: A&G Loads | 439 | 394 | 240 | 226 | 329 | 62 | 316,371 |
| 928: AFUDC Debt | - | - | - | - | - | - | 4 |
| 929: AFUDC Equity | - | - | - | - | - | - | 7 |
| 961: Luna A&G PNMR D&V | - | - | - | - | - | - | - |
| 825: Closing Addition | (12,491) | (12,474) | (11,346) | (10,371) | (10,366) | (8,428) | (4,986,495) |
| 825: Closing Cost of Removal | (972) | (963) | (873) | (795) | (791) | (643) | 370,217 |
| Project Net | 1,418 | (85) | (4,080) | (3,522) | (32) | (6,983) | 30,263 |

## Project No: 10000807 Services

Company: 001 Electric Services
Location: 100 Albuquerque Electric Services

**Project Information**

Estimated Start Date 9/11/2001

Estimated Completion Date 12/31/2032

| County % | | |
|---|---|---|
| | Bernalillo | 76% |
| | Sandoval | 15% |
| | Valencia | 9% |

Description

This project covers the expenses for the installation, connection, and in the case of service retirement, disconnection and removal, of PNM customer access or "services" in Bernalillo, Sandoval, and Valencia Counties. Services include overhead and underground conductors connecting the PNM distribution system to the customer. Materials to be purchased include overhead and underground service wires and associated connecting or terminating equipment. Installation of underground or overhead services are completed by PNM crews and contractors.

**Project No:** **10000807** **Services**

Project Need Justification

PNM receives approximately 11,500 customer requests for services related work each year statewide. The majority of these requests are located in the Metro Albuquerque area. As an example, these requests include upgrades for residential electrical panels from 100 to 200 A to accommodate heating or cooling systems or rooftop solar. They can include the addition of a garage, shop or RV connection separate from the primary house meter. Additionally, they can include new residential home or commercial construction where a line extension is not needed.

PNM is obligated to serve customers within its service territory. PNM and the customers' service cost responsibilities are defined within PNM's Rules and Regulations, specifically Rules 15, 16, and 18 filed with the New Mexico Public Regulatory Commission (NMPRC) pursuant to NMPRC Rule 210. This project covers the expenses associated with labor, materials, outside services (contractors), and transportation required for PNM to meet its obligation to serve customers by either connecting or disconnecting electrical service to customer facilities.

**Project No:** **10000807** **Services**

Project Alternatives

1. Do nothing. PNM would not provide installation, connection, or disconnection services and would be in conflict with the Rules and Regulations, specifically Rules 15, 16, and 18 filed with the New Mexico Public Regulatory Commission (NMPRC) pursuant to NMPRC Rule 210. Customers would have little to no options for connection or disconnection.
2. If a customer prefers a more expensive connection to PNM's distribution network (e.g., if a residential customer in an area served by overhead lines prefers an underground service) the customer must provide the service wires per PNM rules and is response for covering a portion of the increased costs.

**Project No:** **10000807** **Services**

Project Estimate Approach

Since the amount, length, and types of services to be installed each year is unknown at the time of budget preparation, the budget is estimated by applying escalation factors to historical spend for similar activities. The initial budget for this project was developed by cost escalation factors to the most recent 12-month actual spend. An adjustment was made to the actual spend to account for expected cost increases for a planned change in the installation practice for residential underground services from direct buried wired to installation of service wire in conduit. Labor and non-labor cost components are escalated using customary annual expected cost increase percentages supplied by PNM Budget.

In 2025, the average cost per energization was approximately $2,200.

**Project No:** **10000807** **Services**

Customer Benefit

This project provides funding for customers' services and connections enabling power delivery to customers. PNM recovers the cost for customers who request service upgrades that do not require a line extension to cover the labor, materials and contractor installation expenses required for PNM to safely and timely energize their project. PNM works closely with customers and their contractors to maintain consistent communication with customers regarding their project status and needs. All of these benefits are provided to customers and recovered through rate base.

After their project is completed, customers and their contractors receive a survey asking for feedback and to rate their satisfaction with the services delivered by PNM. In 2025, the average customer satisfaction rating was 4.0 out of 5 indicating customers are satisfied with their service.

## Project No: 10000807 Services

| | |
|---|---|
| Primary Value Driver | Customer Delivery |
| Compliance | Enables PNM's compliance with Rules and Regulations, specifically Rules 15, 16, and 18 filed with the New Mexico Public Regulatory Commission (NMPRC) pursuant to NMPRC Rule 210. |
| Customer Delivery | This project provides funding for customers' services and connections enabling power delivery to customers. PNM recovers the cost for customers who request service upgrades that do not require a line extension to cover the labor, materials and contractor installation expenses required for PNM to safely and timely energize their project. PNM works closely with customers and their contractors to maintain consistent communication with customers regarding their project status and needs. All of these benefits are provided to customers and recovered through rate base.<br><br>After their project is completed, customers and their contractors receive a survey asking for feedback and to rate their satisfaction with the services delivered by PNM. For the second half of 2023, the average customer satisfaction rating was 3.8 out of 5 indicating customers are satisfied with their service. |
| Energy Transition | |

**Project No:** **10000807** **Services**

General Services

Reliability & Resiliency

Safety & Security

Technology Advancements

## Project No: 10000807 Services

| | BegBal-Jul26 | Jul26 | Aug26 | Sep26 | Oct26 | Nov26 | Dec26 | EndBal-26 |
|---|---|---|---|---|---|---|---|---|
| 110: Straight Time-General | 11,688,299 | 32,318 | 35,191 | 30,148 | 36,882 | 28,843 | 30,714 | 11,882,396 |
| 120: Overtime-General | 905,209 | - | - | - | - | - | - | 905,209 |
| 350: Material Issues-Major | 15,596,388 | 307,022 | 334,319 | 286,407 | 350,378 | 274,009 | 291,788 | 17,440,310 |
| 370: Outside Services | 79,012,476 | 468,613 | 510,276 | 437,147 | 534,788 | 418,224 | 445,360 | 81,826,883 |
| 374: Outside Services Legal | - | - | - | - | - | - | - | - |
| 377: Outside Svcs-Temp Labor | 433,119 | - | - | - | 2,040,108 | - | - | 2,473,227 |
| 391: Jt Proj Bill to PNM -N Lab | - | - | - | - | - | - | - | - |
| 426: Capitalized Interest | - | - | - | - | - | - | - | - |
| 610: Expenses - General | 2,253,531 | - | - | - | - | - | - | 2,253,531 |
| 805: Land and Land Rights | - | - | - | - | - | - | - | - |
| 807: Non Refundable Contrib | (544,893) | - | - | - | - | - | - | (544,893) |
| 829: Construction Adjustment | - | - | - | - | - | - | - | - |
| 903: SJ Switchyard AR-Labor | - | - | - | - | - | - | - | - |
| 904: SJ Switchyard AR-Other | - | - | - | - | - | - | - | - |
| 908: Luna AR - Labor | - | - | - | - | - | - | - | - |
| 909: Luna AR - Other | - | - | - | - | - | - | - | - |
| 913: Payroll Taxes | 942,171 | 2,463 | 2,682 | 2,297 | 2,810 | 2,198 | 2,340 | 956,962 |
| 914: Pension and Benefits | 3,062,914 | 6,014 | 6,549 | 5,611 | 6,864 | 5,368 | 5,716 | 3,099,035 |
| 915: Injuries and Damages | 1,251,535 | 6,399 | 6,968 | 5,969 | 7,303 | 5,711 | 6,081 | 1,289,967 |
| 921: Stores Load | 448,461 | 69,964 | 76,185 | 65,266 | 79,844 | 62,441 | 66,493 | 868,654 |
| 922: Minor Material Load | 110,472 | - | - | - | - | - | - | 110,472 |
| 925: E&S Loads | 12,187,858 | 53,484 | 58,239 | 49,893 | 193,644 | 47,733 | 50,830 | 12,641,680 |
| 926: A&G Loads | 5,544,200 | 42,014 | 45,749 | 39,193 | 154,032 | 37,496 | 39,929 | 5,902,612 |
| 928: AFUDC Debt | 194,406 | - | - | - | - | - | - | 194,406 |
| 929: AFUDC Equity | 44,614 | - | - | - | - | - | - | 44,614 |
| 961: Luna A&G PNMR D&V | - | - | - | - | - | - | - | - |
| 825: Closing Addition | (119,316,671) | (4,210,834) | - | - | (5,026,408) | - | (1,693,785) | (130,247,698) |
| 825: Closing Cost of Removal | (9,699,518) | (892,028) | - | - | (378,332) | - | (127,489) | (11,097,366) |
| Project Net | 4,114,571 | (4,114,571) | 1,076,156 | 921,931 | (1,998,087) | 882,023 | (882,023) | (0) |

## Project No: 10000807 Services

| | BegBal-27 | Jan27 | Feb27 | Mar27 | Apr27 | May27 | Jun27 |
|---|---|---|---|---|---|---|---|
| 110: Straight Time-General | 11,882,396 | 36,461 | 41,194 | 53,693 | 55,284 | 43,579 | 51,561 |
| 120: Overtime-General | 905,209 | - | - | - | - | - | - |
| 350: Material Issues-Major | 17,440,310 | 346,383 | 391,338 | 510,088 | 525,200 | 414,000 | 489,832 |
| 370: Outside Services | 81,826,883 | 528,689 | 597,306 | 778,556 | 801,621 | 631,895 | 747,638 |
| 374: Outside Services Legal | - | - | - | - | - | - | - |
| 377: Outside Svcs-Temp Labor | 2,473,227 | - | - | - | - | - | - |
| 391: Jt Proj Bill to PNM -N Lab | - | - | - | - | - | - | - |
| 426: Capitalized Interest | - | - | - | - | - | - | - |
| 610: Expenses - General | 2,253,531 | - | - | - | - | - | - |
| 805: Land and Land Rights | - | - | - | - | - | - | - |
| 807: Non Refundable Contrib | (544,893) | - | - | - | - | - | - |
| 829: Construction Adjustment | - | - | - | - | - | - | - |
| 903: SJ Switchyard AR-Labor | - | - | - | - | - | - | - |
| 904: SJ Switchyard AR-Other | - | - | - | - | - | - | - |
| 908: Luna AR - Labor | - | - | - | - | - | - | - |
| 909: Luna AR - Other | - | - | - | - | - | - | - |
| 913: Payroll Taxes | 956,962 | 3,012 | 3,403 | 4,435 | 4,566 | 3,600 | 4,259 |
| 914: Pension and Benefits | 3,099,035 | 6,924 | 7,823 | 10,196 | 10,498 | 8,276 | 9,791 |
| 915: Injuries and Damages | 1,289,967 | 6,913 | 7,810 | 10,180 | 10,482 | 8,263 | 9,776 |
| 921: Stores Load | 868,654 | 58,082 | 65,620 | 85,532 | 88,066 | 69,420 | 82,135 |
| 922: Minor Material Load | 110,472 | - | - | - | - | - | - |
| 925: E&S Loads | 12,641,680 | 64,987 | 73,421 | 95,700 | 98,536 | 77,673 | 91,900 |
| 926: A&G Loads | 5,902,612 | 34,182 | 38,619 | 50,338 | 51,829 | 40,855 | 48,339 |
| 928: AFUDC Debt | 194,406 | - | - | - | - | - | - |
| 929: AFUDC Equity | 44,614 | - | - | - | - | - | - |
| 961: Luna A&G PNMR D&V | - | - | - | - | - | - | - |
| 825: Closing Addition | (130,247,698) | - | - | - | (5,167,978) | - | - |
| 825: Closing Cost of Removal | (11,097,366) | - | - | - | (388,988) | - | - |
| Project Net | (0) | 1,085,632 | 1,226,533 | 1,598,718 | (3,910,884) | 1,297,559 | 1,535,231 |

## Project No: 10000807 Services

| | Jul27 | Aug27 | Sep27 | EndBal-Sep27 |
|---|---|---|---|---|
| 110: Straight Time-General | 48,189 | 52,474 | 44,954 | 12,309,785 |
| 120: Overtime-General | - | - | - | 905,209 |
| 350: Material Issues-Major | 457,800 | 498,501 | 427,060 | 21,500,512 |
| 370: Outside Services | 698,747 | 760,870 | 651,829 | 88,024,034 |
| 374: Outside Services Legal | - | - | - | - |
| 377: Outside Svcs-Temp Labor | - | - | - | 2,473,227 |
| 391: Jt Proj Bill to PNM -N Lab | - | - | - | - |
| 426: Capitalized Interest | - | - | - | - |
| 610: Expenses - General | - | - | - | 2,253,531 |
| 805: Land and Land Rights | - | - | - | - |
| 807: Non Refundable Contrib | - | - | - | (544,893) |
| 829: Construction Adjustment | - | - | - | - |
| 903: SJ Switchyard AR-Labor | - | - | - | - |
| 904: SJ Switchyard AR-Other | - | - | - | - |
| 908: Luna AR - Labor | - | - | - | - |
| 909: Luna AR - Other | - | - | - | - |
| 913: Payroll Taxes | 3,980 | 4,334 | 3,713 | 992,264 |
| 914: Pension and Benefits | 9,151 | 9,965 | 8,537 | 3,180,197 |
| 915: Injuries and Damages | 9,137 | 9,949 | 8,523 | 1,371,000 |
| 921: Stores Load | 76,764 | 83,589 | 71,609 | 1,549,468 |
| 922: Minor Material Load | - | - | - | 110,472 |
| 925: E&S Loads | 85,890 | 93,527 | 80,123 | 13,403,436 |
| 926: A&G Loads | 45,178 | 49,194 | 42,144 | 6,303,289 |
| 928: AFUDC Debt | - | - | - | 194,406 |
| 929: AFUDC Equity | - | - | - | 44,614 |
| 961: Luna A&G PNMR D&V | - | - | - | - |
| 825: Closing Addition | (3,968,893) | - | - | (139,384,568) |
| 825: Closing Cost of Removal | (298,734) | - | - | (11,785,088) |
| Project Net | (2,832,791) | 1,562,403 | 1,338,493 | 2,900,896 |

## Project No: 10000807 Services

| | BegBal-Oct27 | Oct27 | Nov27 | Dec27 | EndBal-27 | Jan28 | Feb28 | Mar28 |
|---|---|---|---|---|---|---|---|---|
| 110: Straight Time-General | 12,309,785 | 54,994 | 43,008 | 45,798 | 12,453,585 | 36,826 | 41,605 | 54,230 |
| 120: Overtime-General | 905,209 | - | - | - | 905,209 | - | - | - |
| 350: Material Issues-Major | 21,500,512 | 522,448 | 408,574 | 435,084 | 22,866,618 | 349,846 | 395,252 | 515,189 |
| 370: Outside Services | 88,024,034 | 797,420 | 623,613 | 664,075 | 90,109,142 | 533,976 | 603,279 | 786,341 |
| 374: Outside Services Legal | - | - | - | - | - | - | - | - |
| 377: Outside Svcs-Temp Labor | 2,473,227 | - | - | - | 2,473,227 | - | - | - |
| 391: Jt Proj Bill to PNM -N Lab | - | - | - | - | - | - | - | - |
| 426: Capitalized Interest | - | - | - | - | - | - | - | - |
| 610: Expenses - General | 2,253,531 | - | - | - | 2,253,531 | - | - | - |
| 805: Land and Land Rights | - | - | - | - | - | - | - | - |
| 807: Non Refundable Contrib | (544,893) | - | - | - | (544,893) | - | - | - |
| 829: Construction Adjustment | - | - | - | - | - | - | - | - |
| 903: SJ Switchyard AR-Labor | - | - | - | - | - | - | - | - |
| 904: SJ Switchyard AR-Other | - | - | - | - | - | - | - | - |
| 908: Luna AR - Labor | - | - | - | - | - | - | - | - |
| 909: Luna AR - Other | - | - | - | - | - | - | - | - |
| 913: Payroll Taxes | 992,264 | 4,543 | 3,552 | 3,783 | 1,004,142 | 3,042 | 3,437 | 4,479 |
| 914: Pension and Benefits | 3,180,197 | 10,443 | 8,167 | 8,697 | 3,207,504 | 6,993 | 7,901 | 10,298 |
| 915: Injuries and Damages | 1,371,000 | 10,427 | 8,154 | 8,683 | 1,398,264 | 6,982 | 7,888 | 10,282 |
| 921: Stores Load | 1,549,468 | 87,604 | 68,510 | 72,955 | 1,778,537 | 58,662 | 66,276 | 86,387 |
| 922: Minor Material Load | 110,472 | - | - | - | 110,472 | - | - | - |
| 925: E&S Loads | 13,403,436 | 98,019 | 76,655 | 81,628 | 13,659,739 | 65,637 | 74,155 | 96,657 |
| 926: A&G Loads | 6,303,289 | 51,557 | 40,320 | 42,936 | 6,438,102 | 32,315 | 36,509 | 47,587 |
| 928: AFUDC Debt | 194,406 | - | - | - | 194,406 | - | - | - |
| 929: AFUDC Equity | 44,614 | - | - | - | 44,614 | - | - | - |
| 961: Luna A&G PNMR D&V | - | - | - | - | - | - | - | - |
| 825: Closing Addition | (139,384,568) | (4,220,666) | - | (2,459,099) | (146,064,334) | - | - | - |
| 825: Closing Cost of Removal | (11,785,088) | (317,685) | - | (185,093) | (12,287,866) | - | - | - |
| Project Net | 2,900,896 | (2,900,896) | 1,280,553 | (1,280,553) | (0) | 1,094,279 | 1,236,302 | 1,611,451 |

## Project No: 10000807 Services

| | Apr28 | May28 | Jun28 | Jul28 | Aug28 | Sep28 | EndBal-Sep28 |
|---|---|---|---|---|---|---|---|
| 110: Straight Time-General | 55,837 | 44,015 | 52,077 | 48,671 | 52,999 | 45,403 | 12,885,248 |
| 120: Overtime-General | - | - | - | - | - | - | 905,209 |
| 350: Material Issues-Major | 530,452 | 418,140 | 494,730 | 462,378 | 503,486 | 431,331 | 26,967,422 |
| 370: Outside Services | 809,637 | 638,214 | 755,115 | 705,735 | 768,479 | 658,347 | 96,368,265 |
| 374: Outside Services Legal | - | - | - | - | - | - | - |
| 377: Outside Svcs-Temp Labor | - | - | - | - | - | - | 2,473,227 |
| 391: Jt Proj Bill to PNM -N Lab | - | - | - | - | - | - | - |
| 426: Capitalized Interest | - | - | - | - | - | - | - |
| 610: Expenses - General | - | - | - | - | - | - | 2,253,531 |
| 805: Land and Land Rights | - | - | - | - | - | - | - |
| 807: Non Refundable Contrib | - | - | - | - | - | - | (544,893) |
| 829: Construction Adjustment | - | - | - | - | - | - | - |
| 903: SJ Switchyard AR-Labor | - | - | - | - | - | - | - |
| 904: SJ Switchyard AR-Other | - | - | - | - | - | - | - |
| 908: Luna AR - Labor | - | - | - | - | - | - | - |
| 909: Luna AR - Other | - | - | - | - | - | - | - |
| 913: Payroll Taxes | 4,612 | 3,636 | 4,302 | 4,020 | 4,378 | 3,750 | 1,039,797 |
| 914: Pension and Benefits | 10,603 | 8,358 | 9,889 | 9,243 | 10,065 | 8,622 | 3,289,477 |
| 915: Injuries and Damages | 10,587 | 8,345 | 9,874 | 9,228 | 10,049 | 8,608 | 1,480,107 |
| 921: Stores Load | 88,946 | 70,114 | 82,956 | 77,532 | 84,425 | 72,326 | 2,466,160 |
| 922: Minor Material Load | - | - | - | - | - | - | 110,472 |
| 925: E&S Loads | 99,521 | 78,450 | 92,819 | 86,749 | 94,462 | 80,924 | 14,429,113 |
| 926: A&G Loads | 48,997 | 38,623 | 45,697 | 42,709 | 46,506 | 39,841 | 6,816,887 |
| 928: AFUDC Debt | - | - | - | - | - | - | 194,406 |
| 929: AFUDC Equity | - | - | - | - | - | - | 44,614 |
| 961: Luna A&G PNMR D&V | - | - | - | - | - | - | - |
| 825: Closing Addition | (5,209,138) | - | - | (4,000,506) | - | - | (155,273,978) |
| 825: Closing Cost of Removal | (392,086) | - | - | (301,113) | - | - | (12,981,065) |
| Project Net | (3,942,032) | 1,307,895 | 1,547,460 | (2,855,354) | 1,574,847 | 1,349,153 | 2,924,000 |

## Project No: 10000907 Transformers

Company: 001 Electric Services
Location: 100 Albuquerque Electric Services

**Project Information**

Estimated Start Date 1/1/2007

Estimated Completion Date 12/31/2032

| County % | | | | |
|---|---|---|---|---|
| Bernalillo | 66% | Luna | 2% | |
| Sandoval | 12% | | | |
| Santa Fe | 12% | | | |
| Valencia | 7% | | | |
| San Miguel | 1% | | | |

Description

This project involves the purchase and installation of distribution transformers to ensure voltage levels are maintained within usual and customary ranges usable by customers (i.e., 120 volts for most residential customers and up to 13,800 volts for some commercial or industrial customers).

**Project No:** **10000907** **Transformers**

Project Need Justification

PNM is obligated to provide equitable service to new and existing customers. If new or increased load impacts voltages on the existing distribution system, PNM is responsible for addressing this issue to provide equitable service to all customers. This project is needed to ensure PNM has a sufficient number of transformers to meet its obligation to meet the demand of customers. Failure to procure enough transformers would jeopardize PNM's ability to meet the demands of its customers and could impact reliability on the distribution system.

**Project No:** **10000907** **Transformers**

Project Alternatives

As PNM has an obligation to serve its customers, not procuring additional transformers is not an option.
This project is necessary to meet new or growing customer needs. Consideration will be given to deciding between serving new customers from existing transformers or installing new transformers to meet voltage and load demands.

**Project No:** **10000907** **Transformers**

| | |
|---|---|
| Project Estimate Approach | Estimates are based on recent historical costs of transformers coupled with labor costs for the installation or replacement of transformers. The initial budget for this project was developed by applying labor and non-labor cost escalation factors based on the most recent 12-month actual spend. |

**Project No:** **10000907** **Transformers**

| | |
|---|---|
| Customer Benefit | Ensuring PNM has an adequate supply of transformers is necessary to provide safe and reliable to service to meet the demand of new and existing customers. |

| **Project No:** | **10000907 Transformers** |
|---|---|
| Primary Value Driver | Customer Delivery |
| Compliance | This project ensures PNM's continued compliance with Rule 15 of the New Mexico Public Regulatory Commission (NMPRC) pursuant to NMPRC Rule 210. |
| Customer Delivery | Ensuring PNM has an adequate supply of transformers is necessary to provide safe and reliable to service to meet the demand of new and existing customers. |
| Energy Transition | |

**Project No:** **10000907** **Transformers**

General Services

Reliability & Resiliency

Safety & Security

Technology Advancements

## Project No: 10000907 Transformers

| | BegBal-Jul26 | Jul26 | Aug26 | Sep26 | Oct26 | Nov26 | Dec26 | EndBal-26 |
|---|---|---|---|---|---|---|---|---|
| 110: Straight Time-General | 7,247,547 | 33,579 | 40,988 | 30,510 | 34,263 | 34,997 | 25,978 | 7,447,862 |
| 120: Overtime-General | 4,935,236 | - | - | - | - | - | - | 4,935,236 |
| 350: Material Issues-Major | 88,947,804 | 318,999 | 389,385 | 289,848 | 325,496 | 332,468 | 246,794 | 90,850,794 |
| 370: Outside Services | 16,140,776 | 486,893 | 594,325 | 442,399 | 496,810 | 507,451 | 376,686 | 19,045,340 |
| 374: Outside Services Legal | - | - | - | - | - | - | - | - |
| 377: Outside Svcs-Temp Labor | 219,538 | - | - | - | - | - | - | 219,538 |
| 391: Jt Proj Bill to PNM -N Lab | - | - | - | - | - | - | - | - |
| 426: Capitalized Interest | - | - | - | - | - | - | - | - |
| 610: Expenses - General | 4,419,452 | - | - | - | - | - | - | 4,419,452 |
| 805: Land and Land Rights | - | - | - | - | - | - | - | - |
| 807: Non Refundable Contrib | (4,121,064) | - | - | - | - | - | - | (4,121,064) |
| 829: Construction Adjustment | - | - | - | - | - | - | - | - |
| 903: SJ Switchyard AR-Labor | - | - | - | - | - | - | - | - |
| 904: SJ Switchyard AR-Other | - | - | - | - | - | - | - | - |
| 908: Luna AR - Labor | - | - | - | - | - | - | - | - |
| 909: Luna AR - Other | - | - | - | - | - | - | - | - |
| 913: Payroll Taxes | 921,622 | 2,559 | 3,123 | 2,325 | 2,611 | 2,667 | 1,980 | 936,886 |
| 914: Pension and Benefits | 2,919,978 | 6,249 | 7,628 | 5,678 | 6,376 | 6,513 | 4,835 | 2,957,256 |
| 915: Injuries and Damages | 1,220,791 | 6,649 | 8,116 | 6,041 | 6,784 | 6,929 | 5,144 | 1,260,453 |
| 921: Stores Load | 3,911,163 | 72,693 | 88,733 | 66,050 | 74,174 | 75,763 | 56,239 | 4,344,816 |
| 922: Minor Material Load | 159,428 | - | - | - | - | - | - | 159,428 |
| 925: E&S Loads | 14,876,033 | 55,570 | 67,832 | 50,492 | 56,702 | 57,917 | 42,992 | 15,207,537 |
| 926: A&G Loads | 7,507,854 | 43,652 | 53,284 | 39,663 | 44,542 | 45,496 | 33,772 | 7,768,263 |
| 928: AFUDC Debt | 13,981 | - | - | - | - | - | - | 13,981 |
| 929: AFUDC Equity | 18,517 | - | - | - | - | - | - | 18,517 |
| 961: Luna A&G PNMR D&V | - | - | - | - | - | - | - | - |
| 825: Closing Addition | (139,564,899) | (266,382) | (446,241) | (530,532) | (619,309) | (694,504) | (703,365) | (142,825,232) |
| 825: Closing Cost of Removal | (9,336,043) | (13,270) | (28,164) | (35,593) | (43,143) | (49,497) | (50,720) | (9,556,431) |
| Project Net | 437,712 | 747,190 | 779,009 | 366,881 | 385,306 | 326,198 | 40,334 | 3,082,630 |

## Project No: 10000907 Transformers

| | BegBal-27 | Jan27 | Feb27 | Mar27 | Apr27 | May27 | Jun27 |
|---|---|---|---|---|---|---|---|
| 110: Straight Time-General | 7,447,862 | 24,379 | 24,314 | 21,831 | 33,892 | 39,760 | 32,510 |
| 120: Overtime-General | 4,935,236 | - | - | - | - | - | - |
| 350: Material Issues-Major | 90,850,794 | 231,598 | 230,982 | 207,398 | 321,978 | 377,722 | 308,848 |
| 370: Outside Services | 19,045,340 | 353,491 | 352,551 | 316,555 | 491,440 | 576,522 | 471,400 |
| 374: Outside Services Legal | - | - | - | - | - | - | - |
| 377: Outside Svcs-Temp Labor | 219,538 | - | - | - | - | - | - |
| 391: Jt Proj Bill to PNM -N Lab | - | - | - | - | - | - | - |
| 426: Capitalized Interest | - | - | - | - | - | - | - |
| 610: Expenses - General | 4,419,452 | - | - | - | - | - | - |
| 805: Land and Land Rights | - | - | - | - | - | - | - |
| 807: Non Refundable Contrib | (4,121,064) | - | - | - | - | - | - |
| 829: Construction Adjustment | - | - | - | - | - | - | - |
| 903: SJ Switchyard AR-Labor | - | - | - | - | - | - | - |
| 904: SJ Switchyard AR-Other | - | - | - | - | - | - | - |
| 908: Luna AR - Labor | - | - | - | - | - | - | - |
| 909: Luna AR - Other | - | - | - | - | - | - | - |
| 913: Payroll Taxes | 936,886 | 2,014 | 2,008 | 1,803 | 2,799 | 3,284 | 2,685 |
| 914: Pension and Benefits | 2,957,256 | 4,630 | 4,617 | 4,146 | 6,436 | 7,550 | 6,174 |
| 915: Injuries and Damages | 1,260,453 | 4,622 | 4,610 | 4,139 | 6,426 | 7,539 | 6,164 |
| 921: Stores Load | 4,344,816 | 38,834 | 38,731 | 34,777 | 53,989 | 63,336 | 51,788 |
| 922: Minor Material Load | 159,428 | - | - | - | - | - | - |
| 925: E&S Loads | 15,207,537 | 43,451 | 43,336 | 38,911 | 60,408 | 70,866 | 57,945 |
| 926: A&G Loads | 7,768,263 | 22,855 | 22,794 | 20,467 | 31,774 | 37,275 | 30,478 |
| 928: AFUDC Debt | 13,981 | - | - | - | - | - | - |
| 929: AFUDC Equity | 18,517 | - | - | - | - | - | - |
| 961: Luna A&G PNMR D&V | - | - | - | - | - | - | - |
| 825: Closing Addition | (142,825,232) | (697,705) | (692,817) | (675,159) | (727,828) | (802,459) | (822,014) |
| 825: Closing Cost of Removal | (9,556,431) | (50,738) | (50,726) | (49,681) | (53,873) | (59,672) | (61,290) |
| Project Net | 3,082,630 | (22,568) | (19,599) | (74,813) | 227,443 | 321,724 | 84,688 |

## Project No: 10000907 Transformers

| | Jul27 | Aug27 | Sep27 | EndBal-Sep27 |
|---|---|---|---|---|
| 110: Straight Time-General | 35,817 | 43,720 | 32,544 | 7,736,629 |
| 120: Overtime-General | - | - | - | 4,935,236 |
| 350: Material Issues-Major | 340,265 | 415,344 | 309,171 | 93,594,100 |
| 370: Outside Services | 519,352 | 633,947 | 471,892 | 23,232,490 |
| 374: Outside Services Legal | - | - | - | - |
| 377: Outside Svcs-Temp Labor | - | - | - | 219,538 |
| 391: Jt Proj Bill to PNM -N Lab | - | - | - | - |
| 426: Capitalized Interest | - | - | - | - |
| 610: Expenses - General | - | - | - | 4,419,452 |
| 805: Land and Land Rights | - | - | - | - |
| 807: Non Refundable Contrib | - | - | - | (4,121,064) |
| 829: Construction Adjustment | - | - | - | - |
| 903: SJ Switchyard AR-Labor | - | - | - | - |
| 904: SJ Switchyard AR-Other | - | - | - | - |
| 908: Luna AR - Labor | - | - | - | - |
| 909: Luna AR - Other | - | - | - | - |
| 913: Payroll Taxes | 2,958 | 3,611 | 2,688 | 960,738 |
| 914: Pension and Benefits | 6,802 | 8,302 | 6,180 | 3,012,093 |
| 915: Injuries and Damages | 6,791 | 8,289 | 6,170 | 1,315,203 |
| 921: Stores Load | 57,056 | 69,645 | 51,842 | 4,804,813 |
| 922: Minor Material Load | - | - | - | 159,428 |
| 925: E&S Loads | 63,839 | 77,925 | 58,005 | 15,722,224 |
| 926: A&G Loads | 33,579 | 40,988 | 30,510 | 8,038,984 |
| 928: AFUDC Debt | - | - | - | 13,981 |
| 929: AFUDC Equity | - | - | - | 18,517 |
| 961: Luna A&G PNMR D&V | - | - | - | - |
| 825: Closing Addition | (855,972) | (926,907) | (921,760) | (149,947,853) |
| 825: Closing Cost of Removal | (63,962) | (69,394) | (69,082) | (10,084,849) |
| Project Net | 146,524 | 305,470 | (21,839) | 4,029,659 |

**Project No:** **10000907** **Transformers**

| | BegBal-Oct27 | Oct27 | Nov27 | Dec27 | EndBal-27 | Jan28 | Feb28 | Mar28 |
|---|---|---|---|---|---|---|---|---|
| 110: Straight Time-General | 7,736,629 | 36,547 | 37,330 | 27,710 | 7,838,216 | 25,902 | 25,833 | 23,196 |
| 120: Overtime-General | 4,935,236 | - | - | - | 4,935,236 | - | - | - |
| 350: Material Issues-Major | 93,594,100 | 347,196 | 354,632 | 263,247 | 94,559,175 | 246,073 | 245,418 | 220,360 |
| 370: Outside Services | 23,232,490 | 529,931 | 541,281 | 401,798 | 24,705,500 | 375,585 | 374,585 | 336,340 |
| 374: Outside Services Legal | - | - | - | - | - | - | - | - |
| 377: Outside Svcs-Temp Labor | 219,538 | - | - | - | 219,538 | - | - | - |
| 391: Jt Proj Bill to PNM -N Lab | - | - | - | - | - | - | - | - |
| 426: Capitalized Interest | - | - | - | - | - | - | - | - |
| 610: Expenses - General | 4,419,452 | - | - | - | 4,419,452 | - | - | - |
| 805: Land and Land Rights | - | - | - | - | - | - | - | - |
| 807: Non Refundable Contrib | (4,121,064) | - | - | - | (4,121,064) | - | - | - |
| 829: Construction Adjustment | - | - | - | - | - | - | - | - |
| 903: SJ Switchyard AR-Labor | - | - | - | - | - | - | - | - |
| 904: SJ Switchyard AR-Other | - | - | - | - | - | - | - | - |
| 908: Luna AR - Labor | - | - | - | - | - | - | - | - |
| 909: Luna AR - Other | - | - | - | - | - | - | - | - |
| 913: Payroll Taxes | 960,738 | 3,019 | 3,083 | 2,289 | 969,129 | 2,140 | 2,134 | 1,916 |
| 914: Pension and Benefits | 3,012,093 | 6,940 | 7,089 | 5,262 | 3,031,385 | 4,919 | 4,906 | 4,405 |
| 915: Injuries and Damages | 1,315,203 | 6,929 | 7,078 | 5,254 | 1,334,464 | 4,911 | 4,898 | 4,398 |
| 921: Stores Load | 4,804,813 | 58,218 | 59,465 | 44,141 | 4,966,637 | 41,262 | 41,152 | 36,950 |
| 922: Minor Material Load | 159,428 | - | - | - | 159,428 | - | - | - |
| 925: E&S Loads | 15,722,224 | 65,139 | 66,535 | 49,389 | 15,903,287 | 46,167 | 46,044 | 41,343 |
| 926: A&G Loads | 8,038,984 | 34,263 | 34,997 | 25,978 | 8,134,222 | 22,729 | 22,669 | 20,354 |
| 928: AFUDC Debt | 13,981 | - | - | - | 13,981 | - | - | - |
| 929: AFUDC Equity | 18,517 | - | - | - | 18,517 | - | - | - |
| 961: Luna A&G PNMR D&V | - | - | - | - | - | - | - | - |
| 825: Closing Addition | (149,947,853) | (939,810) | (958,585) | (920,331) | (152,766,579) | (879,427) | (846,322) | (805,260) |
| 825: Closing Cost of Removal | (10,084,849) | (70,500) | (71,961) | (69,120) | (10,296,429) | (66,071) | (63,604) | (60,533) |
| Project Net | 4,029,659 | 77,872 | 80,943 | (164,382) | 4,024,092 | (175,811) | (142,288) | (176,531) |

## Project No: 10000907 Transformers

| | Apr28 | May28 | Jun28 | Jul28 | Aug28 | Sep28 | EndBal-Sep28 |
|---|---|---|---|---|---|---|---|
| 110: Straight Time-General | 36,011 | 42,245 | 34,542 | 38,056 | 46,453 | 34,578 | 8,145,032 |
| 120: Overtime-General | - | - | - | - | - | - | 4,935,236 |
| 350: Material Issues-Major | 342,101 | 401,329 | 328,151 | 361,532 | 441,303 | 328,494 | 97,473,936 |
| 370: Outside Services | 522,154 | 612,555 | 500,862 | 551,812 | 673,568 | 501,385 | 29,154,346 |
| 374: Outside Services Legal | - | - | - | - | - | - | - |
| 377: Outside Svcs-Temp Labor | - | - | - | - | - | - | 219,538 |
| 391: Jt Proj Bill to PNM -N Lab | - | - | - | - | - | - | - |
| 426: Capitalized Interest | - | - | - | - | - | - | - |
| 610: Expenses - General | - | - | - | - | - | - | 4,419,452 |
| 805: Land and Land Rights | - | - | - | - | - | - | - |
| 807: Non Refundable Contrib | - | - | - | - | - | - | (4,121,064) |
| 829: Construction Adjustment | - | - | - | - | - | - | - |
| 903: SJ Switchyard AR-Labor | - | - | - | - | - | - | - |
| 904: SJ Switchyard AR-Other | - | - | - | - | - | - | - |
| 908: Luna AR - Labor | - | - | - | - | - | - | - |
| 909: Luna AR - Other | - | - | - | - | - | - | - |
| 913: Payroll Taxes | 2,975 | 3,489 | 2,853 | 3,143 | 3,837 | 2,856 | 994,472 |
| 914: Pension and Benefits | 6,838 | 8,022 | 6,560 | 7,227 | 8,821 | 6,566 | 3,089,649 |
| 915: Injuries and Damages | 6,828 | 8,010 | 6,549 | 7,215 | 8,807 | 6,556 | 1,392,636 |
| 921: Stores Load | 57,364 | 67,295 | 55,024 | 60,622 | 73,998 | 55,082 | 5,455,384 |
| 922: Minor Material Load | - | - | - | - | - | - | 159,428 |
| 925: E&S Loads | 64,183 | 75,296 | 61,566 | 67,829 | 82,795 | 61,630 | 16,450,141 |
| 926: A&G Loads | 31,599 | 37,070 | 30,311 | 33,394 | 40,762 | 30,342 | 8,403,454 |
| 928: AFUDC Debt | - | - | - | - | - | - | 13,981 |
| 929: AFUDC Equity | - | - | - | - | - | - | 18,517 |
| 961: Luna A&G PNMR D&V | - | - | - | - | - | - | - |
| 825: Closing Addition | (843,238) | (908,078) | (917,376) | (944,236) | (1,012,133) | (1,000,819) | (160,923,469) |
| 825: Closing Cost of Removal | (63,407) | (68,300) | (69,010) | (71,039) | (76,156) | (75,310) | (10,909,860) |
| Project Net | 163,408 | 278,933 | 40,032 | 115,555 | 292,056 | (48,639) | 4,370,808 |

## Project No: 10001007 Meter Equipment

Company: 001 Electric Services
Location: 100 Albuquerque Electric Services

**Project Information**

Estimated Start Date 1/1/2007

Estimated Completion Date 12/31/2032

| County % | | | | |
|---|---|---|---|---|
| Bernalillo | 50% | Otero | 4% | |
| Santa Fe | 17% | Luna | 2% | |
| Sandoval | 10% | Lincoln | 2% | |
| Valencia | 7% | San Miguel | 2% | |
| Grant | 4% | Counties < 1% | 2% | |

Description

This project covers metering equipment purchases for new service, interconnections, maintenance, routine replacement, meter retirement, and instrument transformers. Labor costs are included with new service, interconnection, and instrument transformer work. This project is for Metro Albuquerque, Santa Fe, Las Vegas, Clayton, Deming, Alamogordo, Silvery City, Blackwater Station (Clovis) and San Juan Plant. The county percentages were derived from the allocation of meters filed with the New Mexico Taxation and Revenue Department.

**Project No:** **10001007** **Meter Equipment**

Project Need Justification

This project is necessary to meet requirements listed under the New Mexico Public Regulatory Commission (NMPRC) rules 17.9.560.14, 17.9.570 and the Superseding Application and Stipulation of Case 2124. This project ensures that PNM accurately monitors energy consumption to provide customers with timely and accurate bills.

**Project No:** **10001007** **Meter Equipment**

| | |
|---|---|
| Project Alternatives | Do nothing. PNM would not meet its obligations to maintain system reliability. New service, interconnections, maintenance, routine replacement, meter retirement, and instrument transformers would not be completed. |

**Project No:** **10001007** **Meter Equipment**

| | |
|---|---|
| Project Estimate Approach | Historical spend was analyzed in this funding project to develop this project's estimated future spend. This blanket's project spend forecast is prepared using the prior 12-month actual spend and adding projected meter purchases. Projected Meter Credits are added quarterly. Labor is increased for estimated yearly raises, and non-labor is increased to accommodate yearly inflation. |

**Project No:** **10001007** **Meter Equipment**

| | |
|---|---|
| Customer Benefit | PNM customers benefit from this project through ongoing and accurate monitoring of energy consumption and timely and accurate bills. |

## Project No: 10001007 Meter Equipment

| | |
|---|---|
| Primary Value Driver | Customer Delivery |
| Compliance | This project is implemented in accordance with PNM Rule 17, Metering, as filed with the NMPRC and in accordance with NMPRC rules 17.9.560.14 (regarding inspection and tests) , 17.9.570 (relating the governance of cogeneration and small power production) and the Superseding Application and Stipulation of Case 2124. |
| Customer Delivery | ITT metering, new sets, and new interconnections make up approximately 75% of the annual budget or approximately $2 million per year. |
| Energy Transition | |

**Project No:** **10001007** **Meter Equipment**

General Services

Reliability & Resiliency

Metering equipment is utilized to monitor loads at the distribution and transmission levels. This project ensures improved monitoring of the system.

Safety & Security

Single and three phase solid state meters are used as necessary with remote communication capabilities in addition to current and voltage transformers used to provide safe and accurate monitoring of higher voltage loads. Test switches are installed that can interrupt the flow of current to safely allow testing of equipment on site, and wire, lugs and nuts will be provided to securely connect transformer equipment to metering equipment.

Technology Advancements

## Project No: 10001007 Meter Equipment

| | BegBal-Jul26 | Jul26 | Aug26 | Sep26 | Oct26 | Nov26 | Dec26 | EndBal-26 |
|---|---|---|---|---|---|---|---|---|
| 110: Straight Time-General | 14,133,630 | 12,866 | 12,660 | 12,564 | 20,730 | 9,791 | 16,724 | 14,218,966 |
| 120: Overtime-General | 634,792 | - | - | - | - | - | - | 634,792 |
| 350: Material Issues-Major | 28,082,927 | 122,225 | 120,265 | 119,359 | 196,937 | 93,017 | 158,879 | 28,893,610 |
| 370: Outside Services | 96,372 | 186,555 | 183,563 | 182,179 | 300,589 | 141,974 | 242,499 | 1,333,730 |
| 374: Outside Services Legal | - | - | - | - | - | - | - | - |
| 377: Outside Svcs-Temp Labor | - | - | - | - | - | - | - | - |
| 391: Jt Proj Bill to PNM -N Lab | - | - | - | - | - | - | - | - |
| 426: Capitalized Interest | - | - | - | - | - | - | - | - |
| 610: Expenses - General | 1,364,416 | - | - | - | - | - | - | 1,364,416 |
| 805: Land and Land Rights | - | - | - | - | - | - | - | - |
| 807: Non Refundable Contrib | (241,606) | - | - | - | - | - | - | (241,606) |
| 829: Construction Adjustment | - | - | - | - | - | - | - | - |
| 903: SJ Switchyard AR-Labor | - | - | - | - | - | - | - | - |
| 904: SJ Switchyard AR-Other | - | - | - | - | - | - | - | - |
| 908: Luna AR - Labor | - | - | - | - | - | - | - | - |
| 909: Luna AR - Other | - | - | - | - | - | - | - | - |
| 913: Payroll Taxes | 1,115,897 | 980 | 965 | 957 | 1,580 | 746 | 1,274 | 1,122,400 |
| 914: Pension and Benefits | 3,479,427 | 2,394 | 2,356 | 2,338 | 3,858 | 1,822 | 3,112 | 3,495,308 |
| 915: Injuries and Damages | 1,419,587 | 2,547 | 2,507 | 2,488 | 4,105 | 1,939 | 3,311 | 1,436,484 |
| 921: Stores Load | 1,330,990 | 27,853 | 27,406 | 27,200 | 44,878 | 21,197 | 36,205 | 1,515,729 |
| 922: Minor Material Load | 172,793 | - | - | - | - | - | - | 172,793 |
| 925: E&S Loads | 6,225,372 | 21,292 | 20,950 | 20,793 | 34,307 | 16,204 | 27,677 | 6,366,594 |
| 926: A&G Loads | 3,494,767 | 16,726 | 16,457 | 16,333 | 26,949 | 12,729 | 21,741 | 3,605,703 |
| 928: AFUDC Debt | - | - | - | - | - | - | - | - |
| 929: AFUDC Equity | - | - | - | - | - | - | - | - |
| 961: Luna A&G PNMR D&V | - | - | - | - | - | - | - | - |
| 825: Closing Addition | (47,716,159) | (138,149) | (209,151) | (256,564) | (363,122) | (336,030) | (380,700) | (49,399,874) |
| 825: Closing Cost of Removal | (13,527,329) | (8,832) | (14,677) | (18,587) | (26,839) | (24,958) | (28,427) | (13,649,648) |
| Project Net | 65,876 | 246,458 | 163,301 | 109,060 | 243,972 | (61,569) | 102,296 | 869,395 |

**Project No:** **10001007** **Meter Equipment**

| | BegBal-27 | Jan27 | Feb27 | Mar27 | Apr27 | May27 | Jun27 |
|---|---|---|---|---|---|---|---|
| 110: Straight Time-General | 14,218,966 | 15,008 | 14,470 | 24,527 | 13,958 | 16,331 | 14,272 |
| 120: Overtime-General | 634,792 | - | - | - | - | - | - |
| 350: Material Issues-Major | 28,893,610 | 142,579 | 137,463 | 233,003 | 132,597 | 155,149 | 135,583 |
| 370: Outside Services | 1,333,730 | 217,620 | 209,813 | 355,637 | 202,385 | 236,806 | 206,943 |
| 374: Outside Services Legal | - | - | - | - | - | - | - |
| 377: Outside Svcs-Temp Labor | - | - | - | - | - | - | - |
| 391: Jt Proj Bill to PNM -N Lab | - | - | - | - | - | - | - |
| 426: Capitalized Interest | - | - | - | - | - | - | - |
| 610: Expenses - General | 1,364,416 | - | - | - | - | - | - |
| 805: Land and Land Rights | - | - | - | - | - | - | - |
| 807: Non Refundable Contrib | (241,606) | - | - | - | - | - | - |
| 829: Construction Adjustment | - | - | - | - | - | - | - |
| 903: SJ Switchyard AR-Labor | - | - | - | - | - | - | - |
| 904: SJ Switchyard AR-Other | - | - | - | - | - | - | - |
| 908: Luna AR - Labor | - | - | - | - | - | - | - |
| 909: Luna AR - Other | - | - | - | - | - | - | - |
| 913: Payroll Taxes | 1,122,400 | 1,240 | 1,195 | 2,026 | 1,153 | 1,349 | 1,179 |
| 914: Pension and Benefits | 3,495,308 | 2,850 | 2,748 | 4,658 | 2,651 | 3,101 | 2,710 |
| 915: Injuries and Damages | 1,436,484 | 2,846 | 2,744 | 4,650 | 2,646 | 3,096 | 2,706 |
| 921: Stores Load | 1,515,729 | 23,908 | 23,050 | 39,070 | 22,234 | 26,015 | 22,735 |
| 922: Minor Material Load | 172,793 | - | - | - | - | - | - |
| 925: E&S Loads | 6,366,594 | 26,750 | 25,790 | 43,715 | 24,877 | 29,108 | 25,438 |
| 926: A&G Loads | 3,605,703 | 14,070 | 13,565 | 22,994 | 13,085 | 15,311 | 13,380 |
| 928: AFUDC Debt | - | - | - | - | - | - | - |
| 929: AFUDC Equity | - | - | - | - | - | - | - |
| 961: Luna A&G PNMR D&V | - | - | - | - | - | - | - |
| 825: Closing Addition | (49,399,874) | (391,864) | (394,685) | (485,717) | (453,966) | (453,410) | (434,782) |
| 825: Closing Cost of Removal | (13,649,648) | (29,340) | (29,602) | (36,488) | (34,121) | (34,095) | (32,703) |
| Project Net | 869,395 | 25,665 | 6,551 | 208,075 | (72,501) | (1,238) | (42,540) |

**Project No:** **10001007** **Meter Equipment**

| | Jul27 | Aug27 | Sep27 | EndBal-Sep27 |
|---|---|---|---|---|
| 110: Straight Time-General | 16,309 | 16,047 | 15,927 | 14,365,815 |
| 120: Overtime-General | - | - | - | 634,792 |
| 350: Material Issues-Major | 154,936 | 152,451 | 151,302 | 30,288,673 |
| 370: Outside Services | 236,481 | 232,689 | 230,935 | 3,463,039 |
| 374: Outside Services Legal | - | - | - | - |
| 377: Outside Svcs-Temp Labor | - | - | - | - |
| 391: Jt Proj Bill to PNM -N Lab | - | - | - | - |
| 426: Capitalized Interest | - | - | - | - |
| 610: Expenses - General | - | - | - | 1,364,416 |
| 805: Land and Land Rights | - | - | - | - |
| 807: Non Refundable Contrib | - | - | - | (241,606) |
| 829: Construction Adjustment | - | - | - | - |
| 903: SJ Switchyard AR-Labor | - | - | - | - |
| 904: SJ Switchyard AR-Other | - | - | - | - |
| 908: Luna AR - Labor | - | - | - | - |
| 909: Luna AR - Other | - | - | - | - |
| 913: Payroll Taxes | 1,347 | 1,325 | 1,316 | 1,134,530 |
| 914: Pension and Benefits | 3,097 | 3,047 | 3,025 | 3,523,194 |
| 915: Injuries and Damages | 3,092 | 3,043 | 3,020 | 1,464,326 |
| 921: Stores Load | 25,980 | 25,563 | 25,370 | 1,749,653 |
| 922: Minor Material Load | - | - | - | 172,793 |
| 925: E&S Loads | 29,068 | 28,602 | 28,387 | 6,628,330 |
| 926: A&G Loads | 15,290 | 15,045 | 14,931 | 3,743,373 |
| 928: AFUDC Debt | - | - | - | - |
| 929: AFUDC Equity | - | - | - | - |
| 961: Luna A&G PNMR D&V | - | - | - | - |
| 825: Closing Addition | (440,167) | (441,510) | (441,352) | (53,337,329) |
| 825: Closing Cost of Removal | (33,116) | (33,222) | (33,213) | (13,945,547) |
| Project Net | 12,318 | 3,080 | (353) | 1,008,451 |

## Project No: 10001007 Meter Equipment

| | BegBal-Oct27 | Oct27 | Nov27 | Dec27 | EndBal-27 | Jan28 | Feb28 | Mar28 |
|---|---|---|---|---|---|---|---|---|
| 110: Straight Time-General | 14,365,815 | 26,278 | 12,412 | 21,200 | 14,425,705 | 15,158 | 14,615 | 24,772 |
| 120: Overtime-General | 634,792 | - | - | - | 634,792 | - | - | - |
| 350: Material Issues-Major | 30,288,673 | 249,643 | 117,911 | 201,398 | 30,857,625 | 144,005 | 138,838 | 235,333 |
| 370: Outside Services | 3,463,039 | 381,034 | 179,970 | 307,398 | 4,331,441 | 219,797 | 211,911 | 359,193 |
| 374: Outside Services Legal | - | - | - | - | - | - | - | - |
| 377: Outside Svcs-Temp Labor | - | - | - | - | - | - | - | - |
| 391: Jt Proj Bill to PNM -N Lab | - | - | - | - | - | - | - | - |
| 426: Capitalized Interest | - | - | - | - | - | - | - | - |
| 610: Expenses - General | 1,364,416 | - | - | - | 1,364,416 | - | - | - |
| 805: Land and Land Rights | - | - | - | - | - | - | - | - |
| 807: Non Refundable Contrib | (241,606) | - | - | - | (241,606) | - | - | - |
| 829: Construction Adjustment | - | - | - | - | - | - | - | - |
| 903: SJ Switchyard AR-Labor | - | - | - | - | - | - | - | - |
| 904: SJ Switchyard AR-Other | - | - | - | - | - | - | - | - |
| 908: Luna AR - Labor | - | - | - | - | - | - | - | - |
| 909: Luna AR - Other | - | - | - | - | - | - | - | - |
| 913: Payroll Taxes | 1,134,530 | 2,171 | 1,025 | 1,751 | 1,139,476 | 1,252 | 1,207 | 2,046 |
| 914: Pension and Benefits | 3,523,194 | 4,990 | 2,357 | 4,026 | 3,534,567 | 2,879 | 2,775 | 4,704 |
| 915: Injuries and Damages | 1,464,326 | 4,982 | 2,353 | 4,020 | 1,475,681 | 2,874 | 2,771 | 4,697 |
| 921: Stores Load | 1,749,653 | 41,860 | 19,771 | 33,770 | 1,845,055 | 24,147 | 23,280 | 39,461 |
| 922: Minor Material Load | 172,793 | - | - | - | 172,793 | - | - | - |
| 925: E&S Loads | 6,628,330 | 46,837 | 22,122 | 37,785 | 6,735,074 | 27,018 | 26,048 | 44,152 |
| 926: A&G Loads | 3,743,373 | 24,636 | 11,636 | 19,875 | 3,799,520 | 13,302 | 12,824 | 21,737 |
| 928: AFUDC Debt | - | - | - | - | - | - | - | - |
| 929: AFUDC Equity | - | - | - | - | - | - | - | - |
| 961: Luna A&G PNMR D&V | - | - | - | - | - | - | - | - |
| 825: Closing Addition | (53,337,329) | (532,971) | (472,401) | (509,085) | (54,851,785) | (480,226) | (455,792) | (529,001) |
| 825: Closing Cost of Removal | (13,945,547) | (40,111) | (35,554) | (38,316) | (14,059,528) | (36,145) | (34,306) | (39,817) |
| Project Net | 1,008,451 | 209,349 | (138,397) | 83,823 | 1,163,226 | (65,940) | (55,828) | 167,278 |

## Project No: 10001007 Meter Equipment

| | Apr28 | May28 | Jun28 | Jul28 | Aug28 | Sep28 | EndBal-Sep28 |
|---|---|---|---|---|---|---|---|
| 110: Straight Time-General | 14,097 | 16,495 | 14,415 | 16,472 | 16,208 | 16,086 | 14,574,023 |
| 120: Overtime-General | - | - | - | - | - | - | 634,792 |
| 350: Material Issues-Major | 133,923 | 156,700 | 136,939 | 156,485 | 153,976 | 152,815 | 32,266,639 |
| 370: Outside Services | 204,409 | 239,174 | 209,012 | 238,846 | 235,016 | 233,244 | 6,482,043 |
| 374: Outside Services Legal | - | - | - | - | - | - | - |
| 377: Outside Svcs-Temp Labor | - | - | - | - | - | - | - |
| 391: Jt Proj Bill to PNM -N Lab | - | - | - | - | - | - | - |
| 426: Capitalized Interest | - | - | - | - | - | - | - |
| 610: Expenses - General | - | - | - | - | - | - | 1,364,416 |
| 805: Land and Land Rights | - | - | - | - | - | - | - |
| 807: Non Refundable Contrib | - | - | - | - | - | - | (241,606) |
| 829: Construction Adjustment | - | - | - | - | - | - | - |
| 903: SJ Switchyard AR-Labor | - | - | - | - | - | - | - |
| 904: SJ Switchyard AR-Other | - | - | - | - | - | - | - |
| 908: Luna AR - Labor | - | - | - | - | - | - | - |
| 909: Luna AR - Other | - | - | - | - | - | - | - |
| 913: Payroll Taxes | 1,164 | 1,362 | 1,191 | 1,361 | 1,339 | 1,329 | 1,151,728 |
| 914: Pension and Benefits | 2,677 | 3,132 | 2,737 | 3,128 | 3,078 | 3,055 | 3,562,733 |
| 915: Injuries and Damages | 2,673 | 3,127 | 2,733 | 3,123 | 3,073 | 3,050 | 1,503,803 |
| 921: Stores Load | 22,456 | 26,275 | 22,962 | 26,239 | 25,819 | 25,624 | 2,081,318 |
| 922: Minor Material Load | - | - | - | - | - | - | 172,793 |
| 925: E&S Loads | 25,126 | 29,399 | 25,692 | 29,359 | 28,888 | 28,670 | 6,999,427 |
| 926: A&G Loads | 12,370 | 14,474 | 12,649 | 14,454 | 14,223 | 14,115 | 3,929,668 |
| 928: AFUDC Debt | - | - | - | - | - | - | - |
| 929: AFUDC Equity | - | - | - | - | - | - | - |
| 961: Luna A&G PNMR D&V | - | - | - | - | - | - | - |
| 825: Closing Addition | (484,384) | (475,247) | (450,639) | (452,100) | (450,758) | (448,765) | (59,078,696) |
| 825: Closing Cost of Removal | (36,459) | (35,771) | (33,919) | (34,029) | (33,928) | (33,778) | (14,377,678) |
| Project Net | (101,947) | (20,877) | (56,228) | 3,339 | (3,067) | (4,554) | 1,025,403 |

**Project No:** **14000107** **Line Extensions - Residential**

Company: 001 Electric Services
Location: 140 East Mountain Division

**Project Information**

County % Bernalillo 100%

Estimated Start Date 9/11/2006

Estimated Completion Date 12/31/2032

Description

This project consists of line extensions to provide new or upgrade existing electric service to residential customers. Line extensions consist of the installation of all physical components necessary to provide for new electric service or to upgrade existing services. These physical components include, but are not limited to, all primary wires, secondary wires, service wires, transformers, meters, equipment support structures, trenches, switchgears, and duct bank systems.

## Project No: 14000107 Line Extensions - Residential

Project Need Justification

This project is necessary to meet PNM's obligation to serve new and existing customers per PNM Rule 15, Electric Line Extension Policy. This project also provides for the installation of electric line extensions for service to new residential customers, apartment complexes, and residential subdivisions or existing customers requiring upgrades.

**Project No:** **14000107** **Line Extensions - Residential**

| | |
|---|---|
| Project Alternatives | As this project is necessary for PNM to serve new or existing customers, there are no alternatives to conducting this work. Line extension options for each new service request are evaluated individually considering many factors such as available capacity on existing lines, alternative routes, customer preferences, and right-of-way constraints. The minimum line extension per PNM Rule 15 is designed based on a balance of cost, timing, and efficiency. |

## Project No: 14000107 Line Extensions - Residential

Project Estimate Approach

Historical spend in this funding project was analyzed to develop this project's estimated future spend. This project's spend forecast is prepared by escalating the most recent 12-month actual spend by the expected rate of change in annual new residential customers from available customer growth forecasts and by escalating labor and non-labor actual spend by forecasted labor and non-labor escalation rates.

Line extension costs include all labor, materials, vehicles, and rights-of-way necessary for its construction. Line extension costs also include the costs of changing or upgrading existing facilities to provide the new electric service. Net costs to the project include the above costs less customer payment per PNM Rule 15, Electric Line Extension Policy.

**Project No:** **14000107** **Line Extensions - Residential**

| | |
|---|---|
| Customer Benefit | The customer benefit from this project is electric service to a new or existing home. |

## Project No: 14000107 Line Extensions - Residential

| | |
|---|---|
| Primary Value Driver | Customer Delivery |
| Compliance | This project is implemented in accordance with PNM Rule 15, Electric Line Extension Policy as filed with the New Mexico Public Regulatory Commission (NMPRC) pursuant to NMPRC Rule 210. |
| Customer Delivery | The customer benefit from this project is electric service to a new or existing home. |
| Energy Transition | |

**Project No:** **14000107** **Line Extensions - Residential**

General Services

Reliability & Resiliency

New line extensions are designed to current PNM design standards which are created for safety, cost, and reliability efficacy. Construction of new line extensions to PNM standards helps improve overall system performance, resilience, and reliability.

Safety & Security

New line extensions are designed to current PNM design standards which incorporate safety standards such as the National Electrical Safety Code (NESC) for public and employee safety.

Technology Advancements

## Project No: 14000107 Line Extensions - Residential

| | BegBal-Jul26 | Jul26 | Aug26 | Sep26 | Oct26 | Nov26 | Dec26 | EndBal-26 |
|---|---|---|---|---|---|---|---|---|
| 110: Straight Time-General | 417,475 | 765 | 2,011 | 1,847 | 1,043 | 1,756 | 1,761 | 426,658 |
| 120: Overtime-General | 7,021 | - | - | - | - | - | - | 7,021 |
| 350: Material Issues-Major | 708,488 | 7,265 | 19,104 | 17,549 | 9,912 | 16,685 | 16,726 | 795,729 |
| 370: Outside Services | 2,866,622 | 11,088 | 29,159 | 26,785 | 15,128 | 25,466 | 25,530 | 2,999,779 |
| 374: Outside Services Legal | - | - | - | - | - | - | - | - |
| 377: Outside Svcs-Temp Labor | 12,059 | - | - | 71,556 | - | - | - | 83,615 |
| 391: Jt Proj Bill to PNM -N Lab | - | - | - | - | - | - | - | - |
| 426: Capitalized Interest | - | - | - | - | - | - | - | - |
| 610: Expenses - General | 80,307 | - | - | - | - | - | - | 80,307 |
| 805: Land and Land Rights | 7 | - | - | - | - | - | - | 7 |
| 807: Non Refundable Contrib | (2,455,691) | - | - | - | - | - | - | (2,455,691) |
| 829: Construction Adjustment | - | - | - | - | - | - | - | - |
| 903: SJ Switchyard AR-Labor | - | - | - | - | - | - | - | - |
| 904: SJ Switchyard AR-Other | - | - | - | - | - | - | - | - |
| 908: Luna AR - Labor | - | - | - | - | - | - | - | - |
| 909: Luna AR - Other | - | - | - | - | - | - | - | - |
| 913: Payroll Taxes | 31,761 | 58 | 153 | 141 | 80 | 134 | 134 | 32,460 |
| 914: Pension and Benefits | 103,477 | 142 | 374 | 344 | 194 | 327 | 328 | 105,186 |
| 915: Injuries and Damages | 42,688 | 151 | 398 | 366 | 207 | 348 | 349 | 44,507 |
| 921: Stores Load | 49,017 | 1,655 | 4,353 | 3,999 | 2,259 | 3,802 | 3,812 | 68,898 |
| 922: Minor Material Load | 65,550 | - | - | - | - | - | - | 65,550 |
| 925: E&S Loads | 433,515 | 1,266 | 3,328 | 7,708 | 1,727 | 2,907 | 2,914 | 453,364 |
| 926: A&G Loads | 209,188 | 994 | 2,614 | 6,122 | 1,356 | 2,283 | 2,289 | 224,847 |
| 928: AFUDC Debt | 1 | - | - | - | - | - | - | 1 |
| 929: AFUDC Equity | 0 | - | - | - | - | - | - | 0 |
| 961: Luna A&G PNMR D&V | - | - | - | - | - | - | - | - |
| 825: Closing Addition | (1,818,683) | (31,042) | (32,350) | (37,076) | (36,705) | (37,368) | (38,003) | (2,031,226) |
| 825: Closing Cost of Removal | (115,598) | (1,987) | (2,103) | (2,475) | (2,463) | (2,528) | (2,590) | (129,745) |
| Project Net | 637,205 | (9,645) | 27,043 | 96,867 | (7,263) | 13,812 | 13,248 | 771,266 |

**Project No:** **14000107** **Line Extensions - Residential**

| | BegBal-27 | Jan27 | Feb27 | Mar27 | Apr27 | May27 | Jun27 |
|---|---|---|---|---|---|---|---|
| 110: Straight Time-General | 426,658 | 1,591 | 1,556 | 1,975 | 2,127 | 2,038 | 1,906 |
| 120: Overtime-General | 7,021 | - | - | - | - | - | - |
| 350: Material Issues-Major | 795,729 | 15,115 | 14,779 | 18,766 | 20,209 | 19,364 | 18,103 |
| 370: Outside Services | 2,999,779 | 23,071 | 22,558 | 28,644 | 30,845 | 29,555 | 27,631 |
| 374: Outside Services Legal | - | - | - | - | - | - | - |
| 377: Outside Svcs-Temp Labor | 83,615 | - | - | - | - | - | - |
| 391: Jt Proj Bill to PNM -N Lab | - | - | - | - | - | - | - |
| 426: Capitalized Interest | - | - | - | - | - | - | - |
| 610: Expenses - General | 80,307 | - | - | - | - | - | - |
| 805: Land and Land Rights | 7 | - | - | - | - | - | - |
| 807: Non Refundable Contrib | (2,455,691) | - | - | - | - | - | - |
| 829: Construction Adjustment | - | - | - | - | - | - | - |
| 903: SJ Switchyard AR-Labor | - | - | - | - | - | - | - |
| 904: SJ Switchyard AR-Other | - | - | - | - | - | - | - |
| 908: Luna AR - Labor | - | - | - | - | - | - | - |
| 909: Luna AR - Other | - | - | - | - | - | - | - |
| 913: Payroll Taxes | 32,460 | 131 | 129 | 163 | 176 | 168 | 157 |
| 914: Pension and Benefits | 105,186 | 302 | 295 | 375 | 404 | 387 | 362 |
| 915: Injuries and Damages | 44,507 | 302 | 295 | 374 | 403 | 386 | 361 |
| 921: Stores Load | 68,898 | 2,534 | 2,478 | 3,147 | 3,389 | 3,247 | 3,036 |
| 922: Minor Material Load | 65,550 | - | - | - | - | - | - |
| 925: E&S Loads | 453,364 | 2,836 | 2,773 | 3,521 | 3,791 | 3,633 | 3,396 |
| 926: A&G Loads | 224,847 | 1,492 | 1,458 | 1,852 | 1,994 | 1,911 | 1,787 |
| 928: AFUDC Debt | 1 | - | - | - | - | - | - |
| 929: AFUDC Equity | 0 | - | - | - | - | - | - |
| 961: Luna A&G PNMR D&V | - | - | - | - | - | - | - |
| 825: Closing Addition | (2,031,226) | (38,306) | (38,544) | (39,352) | (40,330) | (41,135) | (41,717) |
| 825: Closing Cost of Removal | (129,745) | (2,626) | (2,657) | (2,730) | (2,815) | (2,887) | (2,941) |
| Project Net | 771,266 | 6,442 | 5,120 | 16,735 | 20,193 | 16,667 | 12,081 |

**Project No:** **14000107** **Line Extensions - Residential**

| | Jul27 | Aug27 | Sep27 | EndBal-Sep27 |
|---|---|---|---|---|
| 110: Straight Time-General | 1,069 | 2,811 | 2,583 | 444,314 |
| 120: Overtime-General | - | - | - | 7,021 |
| 350: Material Issues-Major | 10,156 | 26,709 | 24,534 | 963,464 |
| 370: Outside Services | 15,502 | 40,766 | 37,447 | 3,255,798 |
| 374: Outside Services Legal | - | - | - | - |
| 377: Outside Svcs-Temp Labor | - | - | - | 83,615 |
| 391: Jt Proj Bill to PNM -N Lab | - | - | - | - |
| 426: Capitalized Interest | - | - | - | - |
| 610: Expenses - General | - | - | - | 80,307 |
| 805: Land and Land Rights | - | - | - | 7 |
| 807: Non Refundable Contrib | - | - | - | (2,455,691) |
| 829: Construction Adjustment | - | - | - | - |
| 903: SJ Switchyard AR-Labor | - | - | - | - |
| 904: SJ Switchyard AR-Other | - | - | - | - |
| 908: Luna AR - Labor | - | - | - | - |
| 909: Luna AR - Other | - | - | - | - |
| 913: Payroll Taxes | 88 | 232 | 213 | 33,919 |
| 914: Pension and Benefits | 203 | 534 | 491 | 108,539 |
| 915: Injuries and Damages | 203 | 533 | 490 | 47,854 |
| 921: Stores Load | 1,703 | 4,479 | 4,114 | 97,024 |
| 922: Minor Material Load | - | - | - | 65,550 |
| 925: E&S Loads | 1,905 | 5,011 | 4,603 | 484,834 |
| 926: A&G Loads | 1,002 | 2,636 | 2,421 | 241,400 |
| 928: AFUDC Debt | - | - | - | 1 |
| 929: AFUDC Equity | - | - | - | 0 |
| 961: Luna A&G PNMR D&V | - | - | - | - |
| 825: Closing Addition | (41,111) | (42,948) | (44,376) | (2,399,046) |
| 825: Closing Cost of Removal | (2,906) | (3,053) | (3,170) | (155,532) |
| Project Net | (12,185) | 37,709 | 29,349 | 903,378 |

## Project No: 14000107 Line Extensions - Residential

| | BegBal-Oct27 | Oct27 | Nov27 | Dec27 | EndBal-27 | Jan28 | Feb28 | Mar28 |
|---|---|---|---|---|---|---|---|---|
| 110: Straight Time-General | 444,314 | 1,459 | 2,455 | 2,461 | 450,689 | 1,607 | 1,571 | 1,995 |
| 120: Overtime-General | 7,021 | - | - | - | 7,021 | - | - | - |
| 350: Material Issues-Major | 963,464 | 13,857 | 23,326 | 23,384 | 1,024,031 | 15,267 | 14,927 | 18,954 |
| 370: Outside Services | 3,255,798 | 21,150 | 35,603 | 35,692 | 3,348,243 | 23,302 | 22,783 | 28,930 |
| 374: Outside Services Legal | - | - | - | - | - | - | - | - |
| 377: Outside Svcs-Temp Labor | 83,615 | - | - | - | 83,615 | - | - | - |
| 391: Jt Proj Bill to PNM -N Lab | - | - | - | - | - | - | - | - |
| 426: Capitalized Interest | - | - | - | - | - | - | - | - |
| 610: Expenses - General | 80,307 | - | - | - | 80,307 | - | - | - |
| 805: Land and Land Rights | 7 | - | - | - | 7 | - | - | - |
| 807: Non Refundable Contrib | (2,455,691) | - | - | - | (2,455,691) | - | - | - |
| 829: Construction Adjustment | - | - | - | - | - | - | - | - |
| 903: SJ Switchyard AR-Labor | - | - | - | - | - | - | - | - |
| 904: SJ Switchyard AR-Other | - | - | - | - | - | - | - | - |
| 908: Luna AR - Labor | - | - | - | - | - | - | - | - |
| 909: Luna AR - Other | - | - | - | - | - | - | - | - |
| 913: Payroll Taxes | 33,919 | 121 | 203 | 203 | 34,445 | 133 | 130 | 165 |
| 914: Pension and Benefits | 108,539 | 277 | 466 | 467 | 109,749 | 305 | 298 | 379 |
| 915: Injuries and Damages | 47,854 | 277 | 465 | 467 | 49,063 | 305 | 298 | 378 |
| 921: Stores Load | 97,024 | 2,324 | 3,911 | 3,921 | 107,180 | 2,560 | 2,503 | 3,178 |
| 922: Minor Material Load | 65,550 | - | - | - | 65,550 | - | - | - |
| 925: E&S Loads | 484,834 | 2,600 | 4,376 | 4,387 | 496,197 | 2,864 | 2,800 | 3,556 |
| 926: A&G Loads | 241,400 | 1,367 | 2,302 | 2,308 | 247,377 | 1,410 | 1,379 | 1,751 |
| 928: AFUDC Debt | 1 | - | - | - | 1 | - | - | - |
| 929: AFUDC Equity | 0 | - | - | - | 0 | - | - | - |
| 961: Luna A&G PNMR D&V | - | - | - | - | - | - | - | - |
| 825: Closing Addition | (2,399,046) | (44,177) | (45,368) | (46,507) | (2,535,098) | (46,403) | (46,253) | (46,698) |
| 825: Closing Cost of Removal | (155,532) | (3,163) | (3,261) | (3,355) | (165,310) | (3,354) | (3,350) | (3,390) |
| Project Net | 903,378 | (3,909) | 24,479 | 23,428 | 947,376 | (2,003) | (2,914) | 9,199 |

**Project No:** **14000107** **Line Extensions - Residential**

| | Apr28 | May28 | Jun28 | Jul28 | Aug28 | Sep28 | EndBal-Sep28 |
|---|---|---|---|---|---|---|---|
| 110: Straight Time-General | 2,148 | 2,059 | 1,925 | 1,080 | 2,840 | 2,608 | 468,522 |
| 120: Overtime-General | - | - | - | - | - | - | 7,021 |
| 350: Material Issues-Major | 20,411 | 19,558 | 18,284 | 10,258 | 26,976 | 24,780 | 1,193,446 |
| 370: Outside Services | 31,153 | 29,851 | 27,908 | 15,657 | 41,174 | 37,822 | 3,606,823 |
| 374: Outside Services Legal | - | - | - | - | - | - | - |
| 377: Outside Svcs-Temp Labor | - | - | - | - | - | - | 83,615 |
| 391: Jt Proj Bill to PNM -N Lab | - | - | - | - | - | - | - |
| 426: Capitalized Interest | - | - | - | - | - | - | - |
| 610: Expenses - General | - | - | - | - | - | - | 80,307 |
| 805: Land and Land Rights | - | - | - | - | - | - | 7 |
| 807: Non Refundable Contrib | - | - | - | - | - | - | (2,455,691) |
| 829: Construction Adjustment | - | - | - | - | - | - | - |
| 903: SJ Switchyard AR-Labor | - | - | - | - | - | - | - |
| 904: SJ Switchyard AR-Other | - | - | - | - | - | - | - |
| 908: Luna AR - Labor | - | - | - | - | - | - | - |
| 909: Luna AR - Other | - | - | - | - | - | - | - |
| 913: Payroll Taxes | 177 | 170 | 159 | 89 | 235 | 215 | 35,918 |
| 914: Pension and Benefits | 408 | 391 | 366 | 205 | 539 | 495 | 113,136 |
| 915: Injuries and Damages | 407 | 390 | 365 | 205 | 538 | 494 | 52,444 |
| 921: Stores Load | 3,423 | 3,279 | 3,066 | 1,720 | 4,523 | 4,155 | 135,587 |
| 922: Minor Material Load | - | - | - | - | - | - | 65,550 |
| 925: E&S Loads | 3,829 | 3,669 | 3,430 | 1,925 | 5,061 | 4,649 | 527,982 |
| 926: A&G Loads | 1,885 | 1,807 | 1,689 | 948 | 2,492 | 2,289 | 263,025 |
| 928: AFUDC Debt | - | - | - | - | - | - | 1 |
| 929: AFUDC Equity | - | - | - | - | - | - | 0 |
| 961: Luna A&G PNMR D&V | - | - | - | - | - | - | - |
| 825: Closing Addition | (47,331) | (47,809) | (48,078) | (47,166) | (48,732) | (49,899) | (2,963,468) |
| 825: Closing Cost of Removal | (3,444) | (3,486) | (3,511) | (3,448) | (3,571) | (3,664) | (196,527) |
| Project Net | 13,067 | 9,880 | 5,602 | (18,528) | 32,076 | 23,945 | 1,017,698 |

## Project No: 14000207 Line Extensions - Commercial

Company: 001 Electric Services
Location: 140 East Mountain Division

**Project Information**

County % Bernalillo 100%

Estimated Start Date 9/11/2006

Estimated Completion Date 12/31/2032

Description

This project consists of line extensions to provide new electric service to non-residential customers or to upgrade existing non-residential customers whose electric service needs are changing or require upgrades. Line extensions consist of the installation of all physical components necessary to provide for new electric service or to upgrade existing services. These physical components include, but are not limited to, all primary wires, secondary wires, service wires, transformers, meters, equipment support structures, trenches, switchgears, and duct bank systems.

## Project No: 14000207 Line Extensions - Commercial

| | |
|---|---|
| Project Need Justification | This project is necessary to meet PNM's obligation to serve new and existing customers and provides for the installation of electric line extensions for service to new non-residential customers or to upgrade the electric service of existing customers. This obligation is required per PNM Rule 15, Electric Line Extension Policy. |

**Project No:** **14000207** **Line Extensions - Commercial**

Project Alternatives

As this project is necessary for PNM to serve new and existing customers, there are no alternatives to conducting this work. Line extension options for each new service request are evaluated individually considering many factors such as available capacity on existing lines, alternative routes, customer preferences, and right-of-way constraints. The minimum line extension per PNM Rule 15 is designed based on a balance of cost, timing, and efficiency.

**Project No:** **14000207** **Line Extensions - Commercial**

| | |
|---|---|
| Project Estimate Approach | Not required for projects with less than $250,000 in expenditures. |

**Project No:** **14000207** **Line Extensions - Commercial**

| | |
|---|---|
| Customer Benefit | The customer benefit from this project is electric service to non-residential buildings and facilities. |

## Project No: 14000207 Line Extensions - Commercial

| | |
|---|---|
| Primary Value Driver | Customer Delivery |
| Compliance | This project is implemented in accordance with PNM Rule 15, Electric Line Extension Policy as filed with the New Mexico Public Regulatory Commission (NMPRC) pursuant to NMPRC Rule 210. |
| Customer Delivery | The customer benefit from this project is electric service to non-residential buildings and facilities. |
| Energy Transition | |

**Project No:** **14000207** **Line Extensions - Commercial**

General Services

Reliability & Resiliency

New line extensions are designed to current PNM design standards which are created for safety, cost, and reliability efficacy. Construction of new line extensions to PNM standards helps improve overall system performance, resilience, and reliability.

Safety & Security

New line extensions are designed to current PNM design standards which incorporate safety standards such as the National Electrical Safety Code (NESC) for public and employee safety.

Technology Advancements

## Project No: 14000207 Line Extensions - Commercial

| | BegBal-Jul26 | Jul26 | Aug26 | Sep26 | Oct26 | Nov26 | Dec26 | EndBal-26 |
|---|---|---|---|---|---|---|---|---|
| 110: Straight Time-General | 83,584 | - | - | - | - | - | - | 83,584 |
| 120: Overtime-General | 513 | - | - | - | - | - | - | 513 |
| 350: Material Issues-Major | 98,573 | - | - | - | - | - | - | 98,573 |
| 370: Outside Services | 510,123 | - | - | - | - | - | - | 510,123 |
| 374: Outside Services Legal | - | - | - | - | - | - | - | - |
| 377: Outside Svcs-Temp Labor | 1,936 | - | - | - | - | - | - | 1,936 |
| 391: Jt Proj Bill to PNM -N Lab | - | - | - | - | - | - | - | - |
| 426: Capitalized Interest | - | - | - | - | - | - | - | - |
| 610: Expenses - General | 10,269 | - | - | - | - | - | - | 10,269 |
| 805: Land and Land Rights | - | - | - | - | - | - | - | - |
| 807: Non Refundable Contrib | (393,412) | - | - | - | - | - | - | (393,412) |
| 829: Construction Adjustment | - | - | - | - | - | - | - | - |
| 903: SJ Switchyard AR-Labor | - | - | - | - | - | - | - | - |
| 904: SJ Switchyard AR-Other | - | - | - | - | - | - | - | - |
| 908: Luna AR - Labor | - | - | - | - | - | - | - | - |
| 909: Luna AR - Other | - | - | - | - | - | - | - | - |
| 913: Payroll Taxes | 6,213 | - | - | - | - | - | - | 6,213 |
| 914: Pension and Benefits | 21,749 | - | - | - | - | - | - | 21,749 |
| 915: Injuries and Damages | 7,430 | - | - | - | - | - | - | 7,430 |
| 921: Stores Load | 9,960 | - | - | - | - | - | - | 9,960 |
| 922: Minor Material Load | 11,257 | - | - | - | - | - | - | 11,257 |
| 925: E&S Loads | 86,857 | - | - | - | - | - | - | 86,857 |
| 926: A&G Loads | 39,486 | - | - | - | - | - | - | 39,486 |
| 928: AFUDC Debt | - | - | - | - | - | - | - | - |
| 929: AFUDC Equity | - | - | - | - | - | - | - | - |
| 961: Luna A&G PNMR D&V | - | - | - | - | - | - | - | - |
| 825: Closing Addition | (463,459) | (2,392) | (1,914) | (1,531) | (1,225) | (980) | (784) | (472,284) |
| 825: Closing Cost of Removal | (11,531) | (1,518) | (1,214) | (971) | (777) | (622) | (497) | (17,130) |
| Project Net | 19,550 | (3,910) | (3,128) | (2,502) | (2,002) | (1,602) | (1,281) | 5,125 |

## Project No: 14000207 Line Extensions - Commercial

| | BegBal-27 | Jan27 | Feb27 | Mar27 | Apr27 | May27 | Jun27 |
|---|---|---|---|---|---|---|---|
| 110: Straight Time-General | 83,584 | 48 | 86 | 86 | 96 | 86 | 86 |
| 120: Overtime-General | 513 | - | - | - | - | - | - |
| 350: Material Issues-Major | 98,573 | 454 | 817 | 817 | 907 | 817 | 817 |
| 370: Outside Services | 510,123 | 692 | 1,246 | 1,246 | 1,385 | 1,246 | 1,246 |
| 374: Outside Services Legal | - | - | - | - | - | - | - |
| 377: Outside Svcs-Temp Labor | 1,936 | - | - | - | - | - | - |
| 391: Jt Proj Bill to PNM -N Lab | - | - | - | - | - | - | - |
| 426: Capitalized Interest | - | - | - | - | - | - | - |
| 610: Expenses - General | 10,269 | - | - | - | - | - | - |
| 805: Land and Land Rights | - | - | - | - | - | - | - |
| 807: Non Refundable Contrib | (393,412) | - | - | - | - | - | - |
| 829: Construction Adjustment | - | - | - | - | - | - | - |
| 903: SJ Switchyard AR-Labor | - | - | - | - | - | - | - |
| 904: SJ Switchyard AR-Other | - | - | - | - | - | - | - |
| 908: Luna AR - Labor | - | - | - | - | - | - | - |
| 909: Luna AR - Other | - | - | - | - | - | - | - |
| 913: Payroll Taxes | 6,213 | 4 | 7 | 7 | 8 | 7 | 7 |
| 914: Pension and Benefits | 21,749 | 9 | 16 | 16 | 18 | 16 | 16 |
| 915: Injuries and Damages | 7,430 | 9 | 16 | 16 | 18 | 16 | 16 |
| 921: Stores Load | 9,960 | 76 | 137 | 137 | 152 | 137 | 137 |
| 922: Minor Material Load | 11,257 | - | - | - | - | - | - |
| 925: E&S Loads | 86,857 | 85 | 153 | 153 | 170 | 153 | 153 |
| 926: A&G Loads | 39,486 | 45 | 81 | 81 | 90 | 81 | 81 |
| 928: AFUDC Debt | - | - | - | - | - | - | - |
| 929: AFUDC Equity | - | - | - | - | - | - | - |
| 961: Luna A&G PNMR D&V | - | - | - | - | - | - | - |
| 825: Closing Addition | (472,284) | (892) | (1,189) | (1,428) | (1,671) | (1,813) | (1,926) |
| 825: Closing Cost of Removal | (17,130) | (418) | (370) | (332) | (305) | (280) | (260) |
| Project Net | 5,125 | 113 | 1,000 | 800 | 868 | 466 | 373 |

## Project No: 14000207 Line Extensions - Commercial

| | Jul27 | Aug27 | Sep27 | EndBal-Sep27 |
|---|---|---|---|---|
| 110: Straight Time-General | 86 | 86 | 86 | 84,330 |
| 120: Overtime-General | - | - | - | 513 |
| 350: Material Issues-Major | 817 | 817 | 817 | 105,653 |
| 370: Outside Services | 1,246 | 1,246 | 1,246 | 520,922 |
| 374: Outside Services Legal | - | - | - | - |
| 377: Outside Svcs-Temp Labor | - | - | - | 1,936 |
| 391: Jt Proj Bill to PNM -N Lab | - | - | - | - |
| 426: Capitalized Interest | - | - | - | - |
| 610: Expenses - General | - | - | - | 10,269 |
| 805: Land and Land Rights | - | - | - | - |
| 807: Non Refundable Contrib | - | - | - | (393,412) |
| 829: Construction Adjustment | - | - | - | - |
| 903: SJ Switchyard AR-Labor | - | - | - | - |
| 904: SJ Switchyard AR-Other | - | - | - | - |
| 908: Luna AR - Labor | - | - | - | - |
| 909: Luna AR - Other | - | - | - | - |
| 913: Payroll Taxes | 7 | 7 | 7 | 6,275 |
| 914: Pension and Benefits | 16 | 16 | 16 | 21,891 |
| 915: Injuries and Damages | 16 | 16 | 16 | 7,572 |
| 921: Stores Load | 137 | 137 | 137 | 11,148 |
| 922: Minor Material Load | - | - | - | 11,257 |
| 925: E&S Loads | 153 | 153 | 153 | 88,185 |
| 926: A&G Loads | 81 | 81 | 81 | 40,185 |
| 928: AFUDC Debt | - | - | - | - |
| 929: AFUDC Equity | - | - | - | - |
| 961: Luna A&G PNMR D&V | - | - | - | - |
| 825: Closing Addition | (2,017) | (2,090) | (2,148) | (487,458) |
| 825: Closing Cost of Removal | (244) | (231) | (221) | (19,790) |
| Project Net | 299 | 239 | 191 | 9,474 |

## Project No: 14000207 Line Extensions - Commercial

| | BegBal-Oct27 | Oct27 | Nov27 | Dec27 | EndBal-27 | Jan28 | Feb28 | Mar28 |
|---|---|---|---|---|---|---|---|---|
| 110: Straight Time-General | 84,330 | 86 | 76 | 48 | 84,540 | 48 | 87 | 87 |
| 120: Overtime-General | 513 | - | - | - | 513 | - | - | - |
| 350: Material Issues-Major | 105,653 | 817 | 726 | 454 | 107,650 | 458 | 825 | 825 |
| 370: Outside Services | 520,922 | 1,246 | 1,108 | 692 | 523,968 | 699 | 1,259 | 1,259 |
| 374: Outside Services Legal | - | - | - | - | - | - | - | - |
| 377: Outside Svcs-Temp Labor | 1,936 | - | - | - | 1,936 | - | - | - |
| 391: Jt Proj Bill to PNM -N Lab | - | - | - | - | - | - | - | - |
| 426: Capitalized Interest | - | - | - | - | - | - | - | - |
| 610: Expenses - General | 10,269 | - | - | - | 10,269 | - | - | - |
| 805: Land and Land Rights | - | - | - | - | - | - | - | - |
| 807: Non Refundable Contrib | (393,412) | - | - | - | (393,412) | - | - | - |
| 829: Construction Adjustment | - | - | - | - | - | - | - | - |
| 903: SJ Switchyard AR-Labor | - | - | - | - | - | - | - | - |
| 904: SJ Switchyard AR-Other | - | - | - | - | - | - | - | - |
| 908: Luna AR - Labor | - | - | - | - | - | - | - | - |
| 909: Luna AR - Other | - | - | - | - | - | - | - | - |
| 913: Payroll Taxes | 6,275 | 7 | 6 | 4 | 6,292 | 4 | 7 | 7 |
| 914: Pension and Benefits | 21,891 | 16 | 14 | 9 | 21,931 | 9 | 17 | 17 |
| 915: Injuries and Damages | 7,572 | 16 | 14 | 9 | 7,612 | 9 | 17 | 17 |
| 921: Stores Load | 11,148 | 137 | 122 | 76 | 11,482 | 77 | 138 | 138 |
| 922: Minor Material Load | 11,257 | - | - | - | 11,257 | - | - | - |
| 925: E&S Loads | 88,185 | 153 | 136 | 85 | 88,560 | 86 | 155 | 155 |
| 926: A&G Loads | 40,185 | 81 | 72 | 45 | 40,382 | 42 | 76 | 76 |
| 928: AFUDC Debt | - | - | - | - | - | - | - | - |
| 929: AFUDC Equity | - | - | - | - | - | - | - | - |
| 961: Luna A&G PNMR D&V | - | - | - | - | - | - | - | - |
| 825: Closing Addition | (487,458) | (2,194) | (2,179) | (2,007) | (493,839) | (1,872) | (1,978) | (2,062) |
| 825: Closing Cost of Removal | (19,790) | (212) | (202) | (181) | (20,386) | (165) | (168) | (171) |
| Project Net | 9,474 | 153 | (106) | (766) | 8,755 | (605) | 435 | 348 |

**Project No:** **14000207** **Line Extensions - Commercial**

| | Apr28 | May28 | Jun28 | Jul28 | Aug28 | Sep28 | EndBal-Sep28 |
|---|---|---|---|---|---|---|---|
| 110: Straight Time-General | 96 | 87 | 87 | 87 | 87 | 87 | 85,293 |
| 120: Overtime-General | - | - | - | - | - | - | 513 |
| 350: Material Issues-Major | 916 | 825 | 825 | 825 | 825 | 825 | 114,799 |
| 370: Outside Services | 1,399 | 1,259 | 1,259 | 1,259 | 1,259 | 1,259 | 534,879 |
| 374: Outside Services Legal | - | - | - | - | - | - | - |
| 377: Outside Svcs-Temp Labor | - | - | - | - | - | - | 1,936 |
| 391: Jt Proj Bill to PNM -N Lab | - | - | - | - | - | - | - |
| 426: Capitalized Interest | - | - | - | - | - | - | - |
| 610: Expenses - General | - | - | - | - | - | - | 10,269 |
| 805: Land and Land Rights | - | - | - | - | - | - | - |
| 807: Non Refundable Contrib | - | - | - | - | - | - | (393,412) |
| 829: Construction Adjustment | - | - | - | - | - | - | - |
| 903: SJ Switchyard AR-Labor | - | - | - | - | - | - | - |
| 904: SJ Switchyard AR-Other | - | - | - | - | - | - | - |
| 908: Luna AR - Labor | - | - | - | - | - | - | - |
| 909: Luna AR - Other | - | - | - | - | - | - | - |
| 913: Payroll Taxes | 8 | 7 | 7 | 7 | 7 | 7 | 6,354 |
| 914: Pension and Benefits | 18 | 17 | 17 | 17 | 17 | 17 | 22,074 |
| 915: Injuries and Damages | 18 | 17 | 17 | 17 | 17 | 17 | 7,754 |
| 921: Stores Load | 154 | 138 | 138 | 138 | 138 | 138 | 12,681 |
| 922: Minor Material Load | - | - | - | - | - | - | 11,257 |
| 925: E&S Loads | 172 | 155 | 155 | 155 | 155 | 155 | 89,901 |
| 926: A&G Loads | 85 | 76 | 76 | 76 | 76 | 76 | 41,042 |
| 928: AFUDC Debt | - | - | - | - | - | - | - |
| 929: AFUDC Equity | - | - | - | - | - | - | - |
| 961: Luna A&G PNMR D&V | - | - | - | - | - | - | - |
| 825: Closing Addition | (2,183) | (2,226) | (2,261) | (2,289) | (2,311) | (2,329) | (513,350) |
| 825: Closing Cost of Removal | (177) | (177) | (178) | (179) | (179) | (179) | (21,958) |
| Project Net | 506 | 177 | 142 | 113 | 91 | 72 | 10,032 |

**Project No:** **15100107** **Line Extensions - Residential**

Company: 001 Electric Services
Location: 151 Alamagordo Services Dist

**Project Information**

County % Otero 100%

Estimated Start Date 1/1/2007

Estimated Completion Date 12/31/2032

Description

This project consists of line extensions to provide new or upgrade existing electric service to residential customers. Line extensions consist of the installation of all physical components necessary to provide for new electric service or to upgrade existing services. These physical components include, but are not limited to, all primary wires, secondary wires, service wires, transformers, meters, equipment support structures, trenches, switchgears, and duct bank systems.

## Project No: 15100107 Line Extensions - Residential

| | |
|---|---|
| Project Need Justification | This project is necessary to meet PNM's obligation to serve new and existing customers per PNM Rule 15, Electric Line Extension Policy. This project also provides for the installation of electric line extensions for service to new residential customers, apartment complexes, and residential subdivisions or existing customers requiring upgrades. |

**Project No:** **15100107** **Line Extensions - Residential**

Project Alternatives

As this project is necessary for PNM to serve new or existing customers, there are no alternatives to conducting this work. Line extension options for each new service request are evaluated individually considering many factors such as available capacity on existing lines, alternative routes, customer preferences, and right-of-way constraints. The minimum line extension per PNM Rule 15 is designed based on a balance of cost, timing, and efficiency.

**Project No:** **15100107** **Line Extensions - Residential**

Project Estimate Approach

Historical spend in this funding project was analyzed to develop this project's estimated future spend. This project's spend forecast is prepared by escalating the most recent 12-month actual spend by the expected rate of change in annual new residential customers from available customer growth forecasts and by escalating labor and non-labor actual spend by forecasted labor and non-labor escalation rates.

Line extension costs include all labor, materials, vehicles, and rights-of-way necessary for its construction. Line extension costs also include the costs of changing or upgrading existing facilities to provide the new electric service. Net costs to the project include the above costs less customer payment per PNM Rule 15, Electric Line Extension Policy.

**Project No:** **15100107** **Line Extensions - Residential**

| | |
|---|---|
| Customer Benefit | The customer benefit from this project is electric service to a new or existing home. |

## Project No: 15100107 Line Extensions - Residential

| | |
|---|---|
| Primary Value Driver | Customer Delivery |
| Compliance | This project is implemented in accordance with PNM Rule 15, Electric Line Extension Policy as filed with the New Mexico Public Regulatory Commission (NMPRC) pursuant to NMPRC Rule 210. |
| Customer Delivery | The customer benefit from this project is electric service to a new or existing home. |
| Energy Transition | |

**Project No:** **15100107** **Line Extensions - Residential**

General Services

Reliability & Resiliency

New line extensions are designed to current PNM design standards which are created for safety, cost, and reliability efficacy. Construction of new line extensions to PNM standards helps improve overall system performance, resilience, and reliability.

Safety & Security

New line extensions are designed to current PNM design standards which incorporate safety standards such as the National Electrical Safety Code (NESC) for public and employee safety.

Technology Advancements

## Project No: 15100107 Line Extensions - Residential

| | BegBal-Jul26 | Jul26 | Aug26 | Sep26 | Oct26 | Nov26 | Dec26 | EndBal-26 |
|---|---|---|---|---|---|---|---|---|
| 110: Straight Time-General | 662,208 | 31 | 83 | 76 | 43 | 72 | 72 | 662,585 |
| 120: Overtime-General | 31,641 | - | - | - | - | - | - | 31,641 |
| 350: Material Issues-Major | 805,956 | 298 | 784 | 720 | 407 | 685 | 686 | 809,536 |
| 370: Outside Services | 602,765 | 455 | 1,197 | 1,099 | 621 | 1,045 | 1,048 | 608,230 |
| 374: Outside Services Legal | - | - | - | - | - | - | - | - |
| 377: Outside Svcs-Temp Labor | 371 | - | - | - | 2,937 | - | - | 3,308 |
| 391: Jt Proj Bill to PNM -N Lab | - | - | - | - | - | - | - | - |
| 426: Capitalized Interest | - | - | - | - | - | - | - | - |
| 610: Expenses - General | 321,494 | - | - | - | - | - | - | 321,494 |
| 805: Land and Land Rights | - | - | - | - | - | - | - | - |
| 807: Non Refundable Contrib | (2,176,058) | - | - | - | - | - | - | (2,176,058) |
| 829: Construction Adjustment | - | - | - | - | - | - | - | - |
| 903: SJ Switchyard AR-Labor | - | - | - | - | - | - | - | - |
| 904: SJ Switchyard AR-Other | - | - | - | - | - | - | - | - |
| 908: Luna AR - Labor | - | - | - | - | - | - | - | - |
| 909: Luna AR - Other | - | - | - | - | - | - | - | - |
| 913: Payroll Taxes | 51,480 | 2 | 6 | 6 | 3 | 5 | 6 | 51,509 |
| 914: Pension and Benefits | 169,684 | 6 | 15 | 14 | 8 | 13 | 13 | 169,754 |
| 915: Injuries and Damages | 68,992 | 6 | 16 | 15 | 8 | 14 | 14 | 69,067 |
| 921: Stores Load | 30,988 | 68 | 179 | 164 | 93 | 156 | 156 | 31,804 |
| 922: Minor Material Load | 63,073 | - | - | - | - | - | - | 63,073 |
| 925: E&S Loads | 277,658 | 52 | 137 | 125 | 262 | 119 | 120 | 278,472 |
| 926: A&G Loads | 121,985 | 41 | 107 | 99 | 208 | 94 | 94 | 122,628 |
| 928: AFUDC Debt | 1 | - | - | - | - | - | - | 1 |
| 929: AFUDC Equity | 1 | - | - | - | - | - | - | 1 |
| 961: Luna A&G PNMR D&V | - | - | - | - | - | - | - | - |
| 825: Closing Addition | (820,565) | (1,309) | (1,330) | (1,347) | (1,405) | (1,418) | (1,431) | (828,805) |
| 825: Closing Cost of Removal | (114,318) | (597) | (589) | (580) | (575) | (567) | (558) | (117,784) |
| Project Net | 97,356 | (947) | 605 | 392 | 2,610 | 220 | 221 | 100,456 |

**Project No:** **15100107** **Line Extensions - Residential**

| | BegBal-27 | Jan27 | Feb27 | Mar27 | Apr27 | May27 | Jun27 |
|---|---|---|---|---|---|---|---|
| 110: Straight Time-General | 662,585 | 633 | 619 | 786 | 846 | 811 | 758 |
| 120: Overtime-General | 31,641 | - | - | - | - | - | - |
| 350: Material Issues-Major | 809,536 | 6,011 | 5,877 | 7,463 | 8,036 | 7,700 | 7,199 |
| 370: Outside Services | 608,230 | 9,174 | 8,970 | 11,390 | 12,266 | 11,753 | 10,988 |
| 374: Outside Services Legal | - | - | - | - | - | - | - |
| 377: Outside Svcs-Temp Labor | 3,308 | - | - | - | - | - | - |
| 391: Jt Proj Bill to PNM -N Lab | - | - | - | - | - | - | - |
| 426: Capitalized Interest | - | - | - | - | - | - | - |
| 610: Expenses - General | 321,494 | - | - | - | - | - | - |
| 805: Land and Land Rights | - | - | - | - | - | - | - |
| 807: Non Refundable Contrib | (2,176,058) | - | - | - | - | - | - |
| 829: Construction Adjustment | - | - | - | - | - | - | - |
| 903: SJ Switchyard AR-Labor | - | - | - | - | - | - | - |
| 904: SJ Switchyard AR-Other | - | - | - | - | - | - | - |
| 908: Luna AR - Labor | - | - | - | - | - | - | - |
| 909: Luna AR - Other | - | - | - | - | - | - | - |
| 913: Payroll Taxes | 51,509 | 52 | 51 | 65 | 70 | 67 | 63 |
| 914: Pension and Benefits | 169,754 | 120 | 118 | 149 | 161 | 154 | 144 |
| 915: Injuries and Damages | 69,067 | 120 | 117 | 149 | 160 | 154 | 144 |
| 921: Stores Load | 31,804 | 1,008 | 985 | 1,251 | 1,347 | 1,291 | 1,207 |
| 922: Minor Material Load | 63,073 | - | - | - | - | - | - |
| 925: E&S Loads | 278,472 | 1,128 | 1,103 | 1,400 | 1,508 | 1,445 | 1,351 |
| 926: A&G Loads | 122,628 | 593 | 580 | 736 | 793 | 760 | 710 |
| 928: AFUDC Debt | 1 | - | - | - | - | - | - |
| 929: AFUDC Equity | 1 | - | - | - | - | - | - |
| 961: Luna A&G PNMR D&V | - | - | - | - | - | - | - |
| 825: Closing Addition | (828,805) | (1,752) | (2,060) | (2,454) | (2,873) | (3,265) | (3,619) |
| 825: Closing Cost of Removal | (117,784) | (574) | (588) | (609) | (632) | (653) | (672) |
| Project Net | 100,456 | 16,513 | 15,772 | 20,328 | 21,682 | 20,217 | 18,273 |

**Project No:** **15100107** **Line Extensions - Residential**

| | Jul27 | Aug27 | Sep27 | EndBal-Sep27 |
|---|---|---|---|---|
| 110: Straight Time-General | 425 | 1,118 | 1,027 | 669,608 |
| 120: Overtime-General | - | - | - | 31,641 |
| 350: Material Issues-Major | 4,039 | 10,621 | 9,756 | 876,238 |
| 370: Outside Services | 6,164 | 16,211 | 14,891 | 710,037 |
| 374: Outside Services Legal | - | - | - | - |
| 377: Outside Svcs-Temp Labor | - | - | - | 3,308 |
| 391: Jt Proj Bill to PNM -N Lab | - | - | - | - |
| 426: Capitalized Interest | - | - | - | - |
| 610: Expenses - General | - | - | - | 321,494 |
| 805: Land and Land Rights | - | - | - | - |
| 807: Non Refundable Contrib | - | - | - | (2,176,058) |
| 829: Construction Adjustment | - | - | - | - |
| 903: SJ Switchyard AR-Labor | - | - | - | - |
| 904: SJ Switchyard AR-Other | - | - | - | - |
| 908: Luna AR - Labor | - | - | - | - |
| 909: Luna AR - Other | - | - | - | - |
| 913: Payroll Taxes | 35 | 92 | 85 | 52,089 |
| 914: Pension and Benefits | 81 | 212 | 195 | 171,088 |
| 915: Injuries and Damages | 81 | 212 | 195 | 70,398 |
| 921: Stores Load | 677 | 1,781 | 1,636 | 42,988 |
| 922: Minor Material Load | - | - | - | 63,073 |
| 925: E&S Loads | 758 | 1,993 | 1,830 | 290,987 |
| 926: A&G Loads | 399 | 1,048 | 963 | 129,210 |
| 928: AFUDC Debt | - | - | - | 1 |
| 929: AFUDC Equity | - | - | - | 1 |
| 961: Luna A&G PNMR D&V | - | - | - | - |
| 825: Closing Addition | (3,782) | (4,326) | (4,808) | (857,744) |
| 825: Closing Cost of Removal | (676) | (709) | (738) | (123,633) |
| Project Net | 8,200 | 28,254 | 25,032 | 274,727 |

## Project No: 15100107 Line Extensions - Residential

| | BegBal-Oct27 | Oct27 | Nov27 | Dec27 | EndBal-27 | Jan28 | Feb28 | Mar28 |
|---|---|---|---|---|---|---|---|---|
| 110: Straight Time-General | 669,608 | 580 | 976 | 979 | 672,143 | 639 | 625 | 793 |
| 120: Overtime-General | 31,641 | - | - | - | 31,641 | - | - | - |
| 350: Material Issues-Major | 876,238 | 5,510 | 9,276 | 9,299 | 900,323 | 6,071 | 5,936 | 7,537 |
| 370: Outside Services | 710,037 | 8,411 | 14,158 | 14,193 | 746,799 | 9,266 | 9,060 | 11,504 |
| 374: Outside Services Legal | - | - | - | - | - | - | - | - |
| 377: Outside Svcs-Temp Labor | 3,308 | - | - | - | 3,308 | - | - | - |
| 391: Jt Proj Bill to PNM -N Lab | - | - | - | - | - | - | - | - |
| 426: Capitalized Interest | - | - | - | - | - | - | - | - |
| 610: Expenses - General | 321,494 | - | - | - | 321,494 | - | - | - |
| 805: Land and Land Rights | - | - | - | - | - | - | - | - |
| 807: Non Refundable Contrib | (2,176,058) | - | - | - | (2,176,058) | - | - | - |
| 829: Construction Adjustment | - | - | - | - | - | - | - | - |
| 903: SJ Switchyard AR-Labor | - | - | - | - | - | - | - | - |
| 904: SJ Switchyard AR-Other | - | - | - | - | - | - | - | - |
| 908: Luna AR - Labor | - | - | - | - | - | - | - | - |
| 909: Luna AR - Other | - | - | - | - | - | - | - | - |
| 913: Payroll Taxes | 52,089 | 48 | 81 | 81 | 52,298 | 53 | 52 | 66 |
| 914: Pension and Benefits | 171,088 | 110 | 185 | 186 | 171,570 | 121 | 119 | 151 |
| 915: Injuries and Damages | 70,398 | 110 | 185 | 186 | 70,879 | 121 | 119 | 150 |
| 921: Stores Load | 42,988 | 924 | 1,555 | 1,559 | 47,027 | 1,018 | 995 | 1,264 |
| 922: Minor Material Load | 63,073 | - | - | - | 63,073 | - | - | - |
| 925: E&S Loads | 290,987 | 1,034 | 1,740 | 1,745 | 295,506 | 1,139 | 1,114 | 1,414 |
| 926: A&G Loads | 129,210 | 544 | 915 | 918 | 131,587 | 561 | 548 | 696 |
| 928: AFUDC Debt | 1 | - | - | - | 1 | - | - | - |
| 929: AFUDC Equity | 1 | - | - | - | 1 | - | - | - |
| 961: Luna A&G PNMR D&V | - | - | - | - | - | - | - | - |
| 825: Closing Addition | (857,744) | (5,033) | (5,473) | (5,906) | (874,155) | (6,141) | (6,363) | (6,675) |
| 825: Closing Cost of Removal | (123,633) | (747) | (773) | (798) | (125,950) | (809) | (819) | (835) |
| Project Net | 274,727 | 11,491 | 22,826 | 22,441 | 331,485 | 12,040 | 11,385 | 16,065 |

## Project No: 15100107 Line Extensions - Residential

| | Apr28 | May28 | Jun28 | Jul28 | Aug28 | Sep28 | EndBal-Sep28 |
|---|---|---|---|---|---|---|---|
| 110: Straight Time-General | 854 | 819 | 765 | 429 | 1,129 | 1,037 | 679,233 |
| 120: Overtime-General | - | - | - | - | - | - | 31,641 |
| 350: Material Issues-Major | 8,116 | 7,777 | 7,271 | 4,079 | 10,727 | 9,854 | 967,691 |
| 370: Outside Services | 12,388 | 11,870 | 11,098 | 6,226 | 16,373 | 15,040 | 849,624 |
| 374: Outside Services Legal | - | - | - | - | - | - | - |
| 377: Outside Svcs-Temp Labor | - | - | - | - | - | - | 3,308 |
| 391: Jt Proj Bill to PNM -N Lab | - | - | - | - | - | - | - |
| 426: Capitalized Interest | - | - | - | - | - | - | - |
| 610: Expenses - General | - | - | - | - | - | - | 321,494 |
| 805: Land and Land Rights | - | - | - | - | - | - | - |
| 807: Non Refundable Contrib | - | - | - | - | - | - | (2,176,058) |
| 829: Construction Adjustment | - | - | - | - | - | - | - |
| 903: SJ Switchyard AR-Labor | - | - | - | - | - | - | - |
| 904: SJ Switchyard AR-Other | - | - | - | - | - | - | - |
| 908: Luna AR - Labor | - | - | - | - | - | - | - |
| 909: Luna AR - Other | - | - | - | - | - | - | - |
| 913: Payroll Taxes | 71 | 68 | 63 | 35 | 93 | 86 | 52,884 |
| 914: Pension and Benefits | 162 | 156 | 145 | 81 | 214 | 197 | 172,916 |
| 915: Injuries and Damages | 162 | 155 | 145 | 81 | 214 | 197 | 72,223 |
| 921: Stores Load | 1,361 | 1,304 | 1,219 | 684 | 1,799 | 1,652 | 58,323 |
| 922: Minor Material Load | - | - | - | - | - | - | 63,073 |
| 925: E&S Loads | 1,523 | 1,459 | 1,364 | 765 | 2,013 | 1,849 | 308,145 |
| 926: A&G Loads | 750 | 718 | 672 | 377 | 991 | 910 | 137,810 |
| 928: AFUDC Debt | - | - | - | - | - | - | 1 |
| 929: AFUDC Equity | - | - | - | - | - | - | 1 |
| 961: Luna A&G PNMR D&V | - | - | - | - | - | - | - |
| 825: Closing Addition | (7,013) | (7,325) | (7,602) | (7,687) | (8,158) | (8,568) | (939,687) |
| 825: Closing Cost of Removal | (854) | (871) | (885) | (886) | (915) | (940) | (133,763) |
| Project Net | 17,519 | 16,130 | 14,255 | 4,186 | 24,480 | 21,314 | 468,858 |

**Project No:** **15100207** **Line Extensions - Commercial**

Company: 001 Electric Services
Location: 151 Alamagordo Services Dist

**Project Information**

County % Otero 100%

Estimated Start Date 1/1/2007

Estimated Completion Date 12/31/2032

Description

This project consists of line extensions to provide new electric service to non-residential customers or to upgrade existing non-residential customers whose electric service needs are changing or require upgrades. Line extensions consist of the installation of all physical components necessary to provide for new electric service or to upgrade existing services. These physical components include, but are not limited to, all primary wires, secondary wires, service wires, transformers, meters, equipment support structures, trenches, switchgears, and duct bank systems.

## Project No: 15100207 Line Extensions - Commercial

Project Need Justification

This project is necessary to meet PNM's obligation to serve new and existing customers and provides for the installation of electric line extensions for service to new non-residential customers or to upgrade the electric service of existing customers. This obligation is required per PNM Rule 15, Electric Line Extension Policy.

**Project No:** **15100207** **Line Extensions - Commercial**

| | |
|---|---|
| Project Alternatives | As this project is necessary for PNM to serve new and existing customers, there are no alternatives to conducting this work. Line extension options for each new service request are evaluated individually considering many factors such as available capacity on existing lines, alternative routes, customer preferences, and right-of-way constraints. The minimum line extension per PNM Rule 15 is designed based on a balance of cost, timing, and efficiency. |

## Project No: 15100207 Line Extensions - Commercial

| | |
|---|---|
| Project Estimate Approach | Historical spend in this funding project was analyzed to develop this project’s estimated future spend. This project's spend forecast is prepared by escalating the most recent 12-month actual spend by the expected rate of change in annual new non-residential customers from available customer growth forecasts and by escalating labor and non-labor actual spend by forecasted labor and non-labor escalation rates. |

**Project No:** **15100207** **Line Extensions - Commercial**

| | |
|---|---|
| Customer Benefit | The customer benefit from this project is electric service to non-residential buildings and facilities. |

| **Project No:** | **15100207 Line Extensions - Commercial** |
|---|---|
| Primary Value Driver | Customer Delivery |
| Compliance | This project is implemented in accordance with PNM Rule 15, Electric Line Extension Policy as filed with the New Mexico Public Regulatory Commission (NMPRC) pursuant to NMPRC Rule 210. |
| Customer Delivery | The customer benefit from this project is electric service to non-residential buildings and facilities. |
| Energy Transition | |

**Project No:** **15100207** **Line Extensions - Commercial**

General Services

Reliability & Resiliency

New line extensions are designed to current PNM design standards which are created for safety, cost, and reliability efficacy. Construction of new line extensions to PNM standards helps improve overall system performance, resilience, and reliability.

Safety & Security

New line extensions are designed to current PNM design standards which incorporate safety standards such as the National Electrical Safety Code (NESC) for public and employee safety.

Technology Advancements

## Project No: 15100207 Line Extensions - Commercial

| | BegBal-Jul26 | Jul26 | Aug26 | Sep26 | Oct26 | Nov26 | Dec26 | EndBal-26 |
|---|---|---|---|---|---|---|---|---|
| 110: Straight Time-General | 1,073,857 | 1,814 | 1,814 | 1,814 | 1,814 | 1,612 | 1,008 | 1,083,731 |
| 120: Overtime-General | 30,294 | - | - | - | - | - | - | 30,294 |
| 350: Material Issues-Major | 1,260,299 | 17,229 | 17,229 | 17,229 | 17,229 | 15,314 | 9,572 | 1,354,100 |
| 370: Outside Services | 1,218,038 | 26,297 | 26,297 | 26,297 | 26,297 | 23,375 | 14,609 | 1,361,209 |
| 374: Outside Services Legal | - | - | - | - | - | - | - | - |
| 377: Outside Svcs-Temp Labor | - | - | - | - | 150,000 | - | - | 150,000 |
| 391: Jt Proj Bill to PNM -N Lab | - | - | - | - | - | - | - | - |
| 426: Capitalized Interest | - | - | - | - | - | - | - | - |
| 610: Expenses - General | 686,016 | - | - | - | - | - | - | 686,016 |
| 805: Land and Land Rights | 2,000 | - | - | - | - | - | - | 2,000 |
| 807: Non Refundable Contrib | (2,084,925) | - | - | - | - | - | - | (2,084,925) |
| 829: Construction Adjustment | - | - | - | - | - | - | - | - |
| 903: SJ Switchyard AR-Labor | - | - | - | - | - | - | - | - |
| 904: SJ Switchyard AR-Other | - | - | - | - | - | - | - | - |
| 908: Luna AR - Labor | - | - | - | - | - | - | - | - |
| 909: Luna AR - Other | - | - | - | - | - | - | - | - |
| 913: Payroll Taxes | 83,496 | 138 | 138 | 138 | 138 | 123 | 77 | 84,248 |
| 914: Pension and Benefits | 269,299 | 338 | 338 | 338 | 338 | 300 | 188 | 271,136 |
| 915: Injuries and Damages | 109,927 | 359 | 359 | 359 | 359 | 319 | 199 | 111,882 |
| 921: Stores Load | 63,220 | 3,926 | 3,926 | 3,926 | 3,926 | 3,490 | 2,181 | 84,596 |
| 922: Minor Material Load | 99,012 | - | - | - | - | - | - | 99,012 |
| 925: E&S Loads | 452,199 | 3,001 | 3,001 | 3,001 | 12,751 | 2,668 | 1,667 | 478,289 |
| 926: A&G Loads | 196,791 | 2,358 | 2,358 | 2,358 | 10,158 | 2,096 | 1,310 | 217,427 |
| 928: AFUDC Debt | 370 | - | - | - | - | - | - | 370 |
| 929: AFUDC Equity | 321 | - | - | - | - | - | - | 321 |
| 961: Luna A&G PNMR D&V | - | - | - | - | - | - | - | - |
| 825: Closing Addition | (3,146,618) | (4,089) | (6,463) | (8,719) | (18,653) | (20,012) | (20,444) | (3,224,997) |
| 825: Closing Cost of Removal | (278,772) | (427) | (600) | (764) | (1,506) | (1,603) | (1,631) | (285,303) |
| Project Net | 34,826 | 50,943 | 48,396 | 45,976 | 202,850 | 27,681 | 8,735 | 419,407 |

**Project No:** **15100207** **Line Extensions - Commercial**

| | BegBal-27 | Jan27 | Feb27 | Mar27 | Apr27 | May27 | Jun27 |
|---|---|---|---|---|---|---|---|
| 110: Straight Time-General | 1,083,731 | 1,050 | 1,891 | 1,891 | 2,101 | 1,891 | 1,891 |
| 120: Overtime-General | 30,294 | - | - | - | - | - | - |
| 350: Material Issues-Major | 1,354,100 | 9,979 | 17,962 | 17,962 | 19,958 | 17,962 | 17,962 |
| 370: Outside Services | 1,361,209 | 15,231 | 27,415 | 27,415 | 30,462 | 27,415 | 27,415 |
| 374: Outside Services Legal | - | - | - | - | - | - | - |
| 377: Outside Svcs-Temp Labor | 150,000 | - | - | - | - | - | - |
| 391: Jt Proj Bill to PNM -N Lab | - | - | - | - | - | - | - |
| 426: Capitalized Interest | - | - | - | - | - | - | - |
| 610: Expenses - General | 686,016 | - | - | - | - | - | - |
| 805: Land and Land Rights | 2,000 | - | - | - | - | - | - |
| 807: Non Refundable Contrib | (2,084,925) | - | - | - | - | - | - |
| 829: Construction Adjustment | - | - | - | - | - | - | - |
| 903: SJ Switchyard AR-Labor | - | - | - | - | - | - | - |
| 904: SJ Switchyard AR-Other | - | - | - | - | - | - | - |
| 908: Luna AR - Labor | - | - | - | - | - | - | - |
| 909: Luna AR - Other | - | - | - | - | - | - | - |
| 913: Payroll Taxes | 84,248 | 87 | 156 | 156 | 174 | 156 | 156 |
| 914: Pension and Benefits | 271,136 | 199 | 359 | 359 | 399 | 359 | 359 |
| 915: Injuries and Damages | 111,882 | 199 | 359 | 359 | 398 | 359 | 359 |
| 921: Stores Load | 84,596 | 1,673 | 3,012 | 3,012 | 3,347 | 3,012 | 3,012 |
| 922: Minor Material Load | 99,012 | - | - | - | - | - | - |
| 925: E&S Loads | 478,289 | 1,872 | 3,370 | 3,370 | 3,744 | 3,370 | 3,370 |
| 926: A&G Loads | 217,427 | 985 | 1,773 | 1,773 | 1,970 | 1,773 | 1,773 |
| 928: AFUDC Debt | 370 | - | - | - | - | - | - |
| 929: AFUDC Equity | 321 | - | - | - | - | - | - |
| 961: Luna A&G PNMR D&V | - | - | - | - | - | - | - |
| 825: Closing Addition | (3,224,997) | (20,876) | (22,450) | (23,946) | (25,657) | (26,992) | (28,260) |
| 825: Closing Cost of Removal | (285,303) | (1,659) | (1,773) | (1,881) | (2,006) | (2,103) | (2,195) |
| Project Net | 419,407 | 8,740 | 32,073 | 30,469 | 34,889 | 27,201 | 25,841 |

**Project No:** **15100207** **Line Extensions - Commercial**

| | Jul27 | Aug27 | Sep27 | EndBal-Sep27 |
|---|---|---|---|---|
| 110: Straight Time-General | 1,891 | 1,891 | 1,891 | 1,100,119 |
| 120: Overtime-General | - | - | - | 30,294 |
| 350: Material Issues-Major | 17,962 | 17,962 | 17,962 | 1,509,771 |
| 370: Outside Services | 27,415 | 27,415 | 27,415 | 1,598,807 |
| 374: Outside Services Legal | - | - | - | - |
| 377: Outside Svcs-Temp Labor | - | - | - | 150,000 |
| 391: Jt Proj Bill to PNM -N Lab | - | - | - | - |
| 426: Capitalized Interest | - | - | - | - |
| 610: Expenses - General | - | - | - | 686,016 |
| 805: Land and Land Rights | - | - | - | 2,000 |
| 807: Non Refundable Contrib | - | - | - | (2,084,925) |
| 829: Construction Adjustment | - | - | - | - |
| 903: SJ Switchyard AR-Labor | - | - | - | - |
| 904: SJ Switchyard AR-Other | - | - | - | - |
| 908: Luna AR - Labor | - | - | - | - |
| 909: Luna AR - Other | - | - | - | - |
| 913: Payroll Taxes | 156 | 156 | 156 | 85,602 |
| 914: Pension and Benefits | 359 | 359 | 359 | 274,249 |
| 915: Injuries and Damages | 359 | 359 | 359 | 114,990 |
| 921: Stores Load | 3,012 | 3,012 | 3,012 | 110,699 |
| 922: Minor Material Load | - | - | - | 99,012 |
| 925: E&S Loads | 3,370 | 3,370 | 3,370 | 507,495 |
| 926: A&G Loads | 1,773 | 1,773 | 1,773 | 232,789 |
| 928: AFUDC Debt | - | - | - | 370 |
| 929: AFUDC Equity | - | - | - | 321 |
| 961: Luna A&G PNMR D&V | - | - | - | - |
| 825: Closing Addition | (29,465) | (30,609) | (31,697) | (3,464,950) |
| 825: Closing Cost of Removal | (2,282) | (2,365) | (2,444) | (304,012) |
| Project Net | 24,549 | 23,322 | 22,156 | 648,647 |

## Project No: 15100207 Line Extensions - Commercial

| | BegBal-Oct27 | Oct27 | Nov27 | Dec27 | EndBal-27 | Jan28 | Feb28 | Mar28 |
|---|---|---|---|---|---|---|---|---|
| 110: Straight Time-General | 1,100,119 | 1,891 | 1,681 | 1,050 | 1,104,741 | 1,061 | 1,910 | 1,910 |
| 120: Overtime-General | 30,294 | - | - | - | 30,294 | - | - | - |
| 350: Material Issues-Major | 1,509,771 | 17,962 | 15,966 | 9,979 | 1,553,678 | 10,079 | 18,141 | 18,141 |
| 370: Outside Services | 1,598,807 | 27,415 | 24,369 | 15,231 | 1,665,822 | 15,383 | 27,690 | 27,690 |
| 374: Outside Services Legal | - | - | - | - | - | - | - | - |
| 377: Outside Svcs-Temp Labor | 150,000 | - | - | - | 150,000 | - | - | - |
| 391: Jt Proj Bill to PNM -N Lab | - | - | - | - | - | - | - | - |
| 426: Capitalized Interest | - | - | - | - | - | - | - | - |
| 610: Expenses - General | 686,016 | - | - | - | 686,016 | - | - | - |
| 805: Land and Land Rights | 2,000 | - | - | - | 2,000 | - | - | - |
| 807: Non Refundable Contrib | (2,084,925) | - | - | - | (2,084,925) | - | - | - |
| 829: Construction Adjustment | - | - | - | - | - | - | - | - |
| 903: SJ Switchyard AR-Labor | - | - | - | - | - | - | - | - |
| 904: SJ Switchyard AR-Other | - | - | - | - | - | - | - | - |
| 908: Luna AR - Labor | - | - | - | - | - | - | - | - |
| 909: Luna AR - Other | - | - | - | - | - | - | - | - |
| 913: Payroll Taxes | 85,602 | 156 | 139 | 87 | 85,983 | 88 | 158 | 158 |
| 914: Pension and Benefits | 274,249 | 359 | 319 | 199 | 275,126 | 201 | 363 | 363 |
| 915: Injuries and Damages | 114,990 | 359 | 319 | 199 | 115,866 | 201 | 362 | 362 |
| 921: Stores Load | 110,699 | 3,012 | 2,677 | 1,673 | 118,061 | 1,690 | 3,042 | 3,042 |
| 922: Minor Material Load | 99,012 | - | - | - | 99,012 | - | - | - |
| 925: E&S Loads | 507,495 | 3,370 | 2,996 | 1,872 | 515,733 | 1,891 | 3,404 | 3,404 |
| 926: A&G Loads | 232,789 | 1,773 | 1,576 | 985 | 237,122 | 931 | 1,676 | 1,676 |
| 928: AFUDC Debt | 370 | - | - | - | 370 | - | - | - |
| 929: AFUDC Equity | 321 | - | - | - | 321 | - | - | - |
| 961: Luna A&G PNMR D&V | - | - | - | - | - | - | - | - |
| 825: Closing Addition | (3,464,950) | (32,730) | (33,420) | (33,203) | (3,564,303) | (33,009) | (33,997) | (34,936) |
| 825: Closing Cost of Removal | (304,012) | (2,519) | (2,568) | (2,549) | (311,648) | (2,532) | (2,604) | (2,672) |
| Project Net | 648,647 | 21,048 | 14,053 | (4,477) | 679,271 | (4,016) | 20,144 | 19,136 |

**Project No:** **15100207** **Line Extensions - Commercial**

| | Apr28 | May28 | Jun28 | Jul28 | Aug28 | Sep28 | EndBal-Sep28 |
|---|---|---|---|---|---|---|---|
| 110: Straight Time-General | 2,122 | 1,910 | 1,910 | 1,910 | 1,910 | 1,910 | 1,121,294 |
| 120: Overtime-General | - | - | - | - | - | - | 30,294 |
| 350: Material Issues-Major | 20,157 | 18,141 | 18,141 | 18,141 | 18,141 | 18,141 | 1,710,901 |
| 370: Outside Services | 30,766 | 27,690 | 27,690 | 27,690 | 27,690 | 27,690 | 1,905,801 |
| 374: Outside Services Legal | - | - | - | - | - | - | - |
| 377: Outside Svcs-Temp Labor | - | - | - | - | - | - | 150,000 |
| 391: Jt Proj Bill to PNM -N Lab | - | - | - | - | - | - | - |
| 426: Capitalized Interest | - | - | - | - | - | - | - |
| 610: Expenses - General | - | - | - | - | - | - | 686,016 |
| 805: Land and Land Rights | - | - | - | - | - | - | 2,000 |
| 807: Non Refundable Contrib | - | - | - | - | - | - | (2,084,925) |
| 829: Construction Adjustment | - | - | - | - | - | - | - |
| 903: SJ Switchyard AR-Labor | - | - | - | - | - | - | - |
| 904: SJ Switchyard AR-Other | - | - | - | - | - | - | - |
| 908: Luna AR - Labor | - | - | - | - | - | - | - |
| 909: Luna AR - Other | - | - | - | - | - | - | - |
| 913: Payroll Taxes | 175 | 158 | 158 | 158 | 158 | 158 | 87,351 |
| 914: Pension and Benefits | 403 | 363 | 363 | 363 | 363 | 363 | 278,270 |
| 915: Injuries and Damages | 402 | 362 | 362 | 362 | 362 | 362 | 119,004 |
| 921: Stores Load | 3,380 | 3,042 | 3,042 | 3,042 | 3,042 | 3,042 | 144,424 |
| 922: Minor Material Load | - | - | - | - | - | - | 99,012 |
| 925: E&S Loads | 3,782 | 3,404 | 3,404 | 3,404 | 3,404 | 3,404 | 545,231 |
| 926: A&G Loads | 1,862 | 1,676 | 1,676 | 1,676 | 1,676 | 1,676 | 251,644 |
| 928: AFUDC Debt | - | - | - | - | - | - | 370 |
| 929: AFUDC Equity | - | - | - | - | - | - | 321 |
| 961: Luna A&G PNMR D&V | - | - | - | - | - | - | - |
| 825: Closing Addition | (36,121) | (36,954) | (37,745) | (38,496) | (39,210) | (39,888) | (3,894,658) |
| 825: Closing Cost of Removal | (2,759) | (2,820) | (2,878) | (2,932) | (2,984) | (3,034) | (336,863) |
| Project Net | 24,169 | 16,971 | 16,123 | 15,317 | 14,551 | 13,823 | 815,488 |

**Project No:** **15100507** **Lighting**

Company: 001 Electric Services
Location: 151 Alamagordo Services Dist

**Project Information**

County % Otero 100%

Estimated Start Date 1/1/2007

Estimated Completion Date 12/31/2032

Description

This project includes costs for the installation, relocation, removal or replacement of PNM owned street lighting and floodlighting and the removal or replacement of private area lighting. This work includes poles, light fixtures, wiring, and ancillary lighting equipment. The poles may be either wood or aluminum ranging in size from 30 to 45 feet. Fixtures include LED lights ranging from 25 to 300 watts. For PNM owned street lights, this will include the installation of 150 feet of service wire and the luminaire. All street lighting and floodlighting systems installed will adhere to PNM equipment standards provided in Rate Schedule 20 allowing for efficient and effective maintenance in the future.

**Project No:** **15100507 Lighting**

Project Need Justification

This project provides the funds necessary to meet PNM's contractual obligations with municipal corporations and subdivisions within the state of New Mexico and service requirements allowed under the rate schedules. This project will allow PNM to install street lighting and flood lighting systems in accordance with PNM Rate Schedule 20 Integrated System Streetlighting and Flood Lighting Service – New Installations and PNM Rate Schedule 6 Private Area Lighting Service.

**Project No:** **15100507 Lighting**

Project Alternatives

Because of these contractual obligations and requirements under the rate schedules, there are no other alternative methods for this project. Under Rate Schedule 20, customers have the option to own streetlights and pay PNM or a contractor for their installation, or to request that PNM install and own the lights. Customers may request installation of LED lights or LED operational substitutes for converting existing mercury vapor, high pressure sodium, or low pressure sodium lights. Under Rate Schedule 6 and the terms of the Agreement for Lighting Service thereunder, private lights are removed at the customer's request and at PNM's costs. PNM must honor installation requests under PNM Rate 20.

**Project No:** **15100507** **Lighting**

| | |
|---|---|
| Project Estimate Approach | Historical spend in this funding project was analyzed to develop this project's estimated future spend. This blanket's project spend forecast is prepared by escalating the most recent 12-month actual spend by labor and non-labor escalation rates. |

**Project No:** **15100507** **Lighting**

| | |
|---|---|
| Customer Benefit | The customer benefit from this project is electric service for their streetlighting and floodlighting needs. |

## Project No: 15100507 Lighting

| | |
|---|---|
| Primary Value Driver | Compliance |
| Compliance | This project is implemented in accordance with PNM Rate Schedule 20 - Integrated System StreetLighting and Floodlighting Service, and PNM Rate Schedule 6 - Private Area Lighting Service and new installations. |
| Customer Delivery | |
| Energy Transition | |

**Project No:** **15100507** **Lighting**

General Services

Reliability & Resiliency

Safety & Security

This project includes the installation of new and replacement of damage streetlighting facilities thus supporting and restoring the public safety benefits of streetlighting and floodlighting.

Technology Advancements

## Project No: 15100507 Lighting

| | BegBal-Jul26 | Jul26 | Aug26 | Sep26 | Oct26 | Nov26 | Dec26 | EndBal-26 |
|---|---|---|---|---|---|---|---|---|
| 110: Straight Time-General | 299,687 | 176 | 257 | 48 | 437 | 452 | 90 | 301,148 |
| 120: Overtime-General | 8,954 | - | - | - | - | - | - | 8,954 |
| 350: Material Issues-Major | 843,462 | 1,676 | 2,439 | 458 | 4,150 | 4,298 | 851 | 857,334 |
| 370: Outside Services | 150,616 | 2,558 | 3,723 | 699 | 6,333 | 6,561 | 1,299 | 171,788 |
| 374: Outside Services Legal | - | - | - | - | - | - | - | - |
| 377: Outside Svcs-Temp Labor | - | - | - | - | - | - | - | - |
| 391: Jt Proj Bill to PNM -N Lab | - | - | - | - | - | - | - | - |
| 426: Capitalized Interest | - | - | - | - | - | - | - | - |
| 610: Expenses - General | 254,610 | - | - | - | - | - | - | 254,610 |
| 805: Land and Land Rights | - | - | - | - | - | - | - | - |
| 807: Non Refundable Contrib | (152,253) | - | - | - | - | - | - | (152,253) |
| 829: Construction Adjustment | - | - | - | - | - | - | - | - |
| 903: SJ Switchyard AR-Labor | - | - | - | - | - | - | - | - |
| 904: SJ Switchyard AR-Other | - | - | - | - | - | - | - | - |
| 908: Luna AR - Labor | - | - | - | - | - | - | - | - |
| 909: Luna AR - Other | - | - | - | - | - | - | - | - |
| 913: Payroll Taxes | 23,067 | 13 | 20 | 4 | 33 | 34 | 7 | 23,179 |
| 914: Pension and Benefits | 77,409 | 33 | 48 | 9 | 81 | 84 | 17 | 77,681 |
| 915: Injuries and Damages | 23,825 | 35 | 51 | 10 | 86 | 90 | 18 | 24,114 |
| 921: Stores Load | 49,112 | 382 | 556 | 104 | 946 | 979 | 194 | 52,273 |
| 922: Minor Material Load | 107,735 | - | - | - | - | - | - | 107,735 |
| 925: E&S Loads | 212,040 | 292 | 425 | 80 | 723 | 749 | 148 | 214,457 |
| 926: A&G Loads | 87,475 | 229 | 334 | 63 | 568 | 588 | 116 | 89,373 |
| 928: AFUDC Debt | - | - | - | - | - | - | - | - |
| 929: AFUDC Equity | - | - | - | - | - | - | - | - |
| 961: Luna A&G PNMR D&V | - | - | - | - | - | - | - | - |
| 825: Closing Addition | (1,714,197) | (1,154) | (2,568) | (2,293) | (4,622) | (6,519) | (5,605) | (1,736,958) |
| 825: Closing Cost of Removal | (199,121) | (16,744) | (13,019) | (10,048) | (7,952) | (6,346) | (4,931) | (258,162) |
| Project Net | 72,421 | (12,503) | (7,736) | (10,868) | 782 | 971 | (7,797) | 35,272 |

## Project No: 15100507 Lighting

| | BegBal-27 | Jan27 | Feb27 | Mar27 | Apr27 | May27 | Jun27 |
|---|---|---|---|---|---|---|---|
| 110: Straight Time-General | 301,148 | 262 | 367 | 313 | 323 | 290 | 177 |
| 120: Overtime-General | 8,954 | - | - | - | - | - | - |
| 350: Material Issues-Major | 857,334 | 2,487 | 3,486 | 2,972 | 3,068 | 2,753 | 1,678 |
| 370: Outside Services | 171,788 | 3,795 | 5,321 | 4,536 | 4,682 | 4,202 | 2,560 |
| 374: Outside Services Legal | - | - | - | - | - | - | - |
| 377: Outside Svcs-Temp Labor | - | - | - | - | - | - | - |
| 391: Jt Proj Bill to PNM -N Lab | - | - | - | - | - | - | - |
| 426: Capitalized Interest | - | - | - | - | - | - | - |
| 610: Expenses - General | 254,610 | - | - | - | - | - | - |
| 805: Land and Land Rights | - | - | - | - | - | - | - |
| 807: Non Refundable Contrib | (152,253) | - | - | - | - | - | - |
| 829: Construction Adjustment | - | - | - | - | - | - | - |
| 903: SJ Switchyard AR-Labor | - | - | - | - | - | - | - |
| 904: SJ Switchyard AR-Other | - | - | - | - | - | - | - |
| 908: Luna AR - Labor | - | - | - | - | - | - | - |
| 909: Luna AR - Other | - | - | - | - | - | - | - |
| 913: Payroll Taxes | 23,179 | 22 | 30 | 26 | 27 | 24 | 15 |
| 914: Pension and Benefits | 77,681 | 50 | 70 | 59 | 61 | 55 | 34 |
| 915: Injuries and Damages | 24,114 | 50 | 70 | 59 | 61 | 55 | 34 |
| 921: Stores Load | 52,273 | 417 | 585 | 498 | 514 | 462 | 281 |
| 922: Minor Material Load | 107,735 | - | - | - | - | - | - |
| 925: E&S Loads | 214,457 | 467 | 654 | 558 | 576 | 517 | 315 |
| 926: A&G Loads | 89,373 | 245 | 344 | 293 | 303 | 272 | 166 |
| 928: AFUDC Debt | - | - | - | - | - | - | - |
| 929: AFUDC Equity | - | - | - | - | - | - | - |
| 961: Luna A&G PNMR D&V | - | - | - | - | - | - | - |
| 825: Closing Addition | (1,736,958) | (5,983) | (6,944) | (7,339) | (7,708) | (7,781) | (7,116) |
| 825: Closing Cost of Removal | (258,162) | (3,922) | (3,196) | (2,611) | (2,165) | (1,806) | (1,475) |
| Project Net | 35,272 | (2,111) | 786 | (635) | (258) | (958) | (3,333) |

**Project No:** **15100507** **Lighting**

| | Jul27 | Aug27 | Sep27 | EndBal-Sep27 |
|---|---|---|---|---|
| 110: Straight Time-General | 166 | 241 | 45 | 303,332 |
| 120: Overtime-General | - | - | - | 8,954 |
| 350: Material Issues-Major | 1,576 | 2,294 | 430 | 878,078 |
| 370: Outside Services | 2,406 | 3,501 | 657 | 203,448 |
| 374: Outside Services Legal | - | - | - | - |
| 377: Outside Svcs-Temp Labor | - | - | - | - |
| 391: Jt Proj Bill to PNM -N Lab | - | - | - | - |
| 426: Capitalized Interest | - | - | - | - |
| 610: Expenses - General | - | - | - | 254,610 |
| 805: Land and Land Rights | - | - | - | - |
| 807: Non Refundable Contrib | - | - | - | (152,253) |
| 829: Construction Adjustment | - | - | - | - |
| 903: SJ Switchyard AR-Labor | - | - | - | - |
| 904: SJ Switchyard AR-Other | - | - | - | - |
| 908: Luna AR - Labor | - | - | - | - |
| 909: Luna AR - Other | - | - | - | - |
| 913: Payroll Taxes | 14 | 20 | 4 | 23,359 |
| 914: Pension and Benefits | 32 | 46 | 9 | 78,095 |
| 915: Injuries and Damages | 31 | 46 | 9 | 24,528 |
| 921: Stores Load | 264 | 385 | 72 | 55,752 |
| 922: Minor Material Load | - | - | - | 107,735 |
| 925: E&S Loads | 296 | 430 | 81 | 218,349 |
| 926: A&G Loads | 156 | 226 | 42 | 91,420 |
| 928: AFUDC Debt | - | - | - | - |
| 929: AFUDC Equity | - | - | - | - |
| 961: Luna A&G PNMR D&V | - | - | - | - |
| 825: Closing Addition | (6,536) | (6,570) | (5,348) | (1,798,284) |
| 825: Closing Cost of Removal | (1,216) | (1,052) | (832) | (276,435) |
| Project Net | (2,811) | (433) | (4,831) | 20,687 |

## Project No: 15100507 Lighting

| | BegBal-Oct27 | Oct27 | Nov27 | Dec27 | EndBal-27 | Jan28 | Feb28 | Mar28 |
|---|---|---|---|---|---|---|---|---|
| 110: Straight Time-General | 303,332 | 411 | 425 | 84 | 304,252 | 264 | 371 | 316 |
| 120: Overtime-General | 8,954 | - | - | - | 8,954 | - | - | - |
| 350: Material Issues-Major | 878,078 | 3,902 | 4,042 | 800 | 886,822 | 2,511 | 3,521 | 3,002 |
| 370: Outside Services | 203,448 | 5,956 | 6,169 | 1,221 | 216,794 | 3,833 | 5,374 | 4,582 |
| 374: Outside Services Legal | - | - | - | - | - | - | - | - |
| 377: Outside Svcs-Temp Labor | - | - | - | - | - | - | - | - |
| 391: Jt Proj Bill to PNM -N Lab | - | - | - | - | - | - | - | - |
| 426: Capitalized Interest | - | - | - | - | - | - | - | - |
| 610: Expenses - General | 254,610 | - | - | - | 254,610 | - | - | - |
| 805: Land and Land Rights | - | - | - | - | - | - | - | - |
| 807: Non Refundable Contrib | (152,253) | - | - | - | (152,253) | - | - | - |
| 829: Construction Adjustment | - | - | - | - | - | - | - | - |
| 903: SJ Switchyard AR-Labor | - | - | - | - | - | - | - | - |
| 904: SJ Switchyard AR-Other | - | - | - | - | - | - | - | - |
| 908: Luna AR - Labor | - | - | - | - | - | - | - | - |
| 909: Luna AR - Other | - | - | - | - | - | - | - | - |
| 913: Payroll Taxes | 23,359 | 34 | 35 | 7 | 23,435 | 22 | 31 | 26 |
| 914: Pension and Benefits | 78,095 | 78 | 81 | 16 | 78,270 | 50 | 70 | 60 |
| 915: Injuries and Damages | 24,528 | 78 | 81 | 16 | 24,703 | 50 | 70 | 60 |
| 921: Stores Load | 55,752 | 654 | 678 | 134 | 57,218 | 421 | 590 | 503 |
| 922: Minor Material Load | 107,735 | - | - | - | 107,735 | - | - | - |
| 925: E&S Loads | 218,349 | 732 | 758 | 150 | 219,989 | 471 | 661 | 563 |
| 926: A&G Loads | 91,420 | 385 | 399 | 79 | 92,283 | 232 | 325 | 277 |
| 928: AFUDC Debt | - | - | - | - | - | - | - | - |
| 929: AFUDC Equity | - | - | - | - | - | - | - | - |
| 961: Luna A&G PNMR D&V | - | - | - | - | - | - | - | - |
| 825: Closing Addition | (1,798,284) | (6,734) | (7,895) | (6,615) | (1,819,527) | (6,774) | (7,571) | (7,839) |
| 825: Closing Cost of Removal | (276,435) | (837) | (849) | (694) | (278,815) | (661) | (686) | (679) |
| Project Net | 20,687 | 4,660 | 3,924 | (4,802) | 24,469 | 420 | 2,756 | 872 |

## Project No: 15100507 Lighting

| | Apr28 | May28 | Jun28 | Jul28 | Aug28 | Sep28 | EndBal-Sep28 |
|---|---|---|---|---|---|---|---|
| 110: Straight Time-General | 326 | 293 | 178 | 168 | 244 | 46 | 306,458 |
| 120: Overtime-General | - | - | - | - | - | - | 8,954 |
| 350: Material Issues-Major | 3,098 | 2,780 | 1,694 | 1,592 | 2,317 | 435 | 907,772 |
| 370: Outside Services | 4,729 | 4,244 | 2,586 | 2,430 | 3,536 | 664 | 248,772 |
| 374: Outside Services Legal | - | - | - | - | - | - | - |
| 377: Outside Svcs-Temp Labor | - | - | - | - | - | - | - |
| 391: Jt Proj Bill to PNM -N Lab | - | - | - | - | - | - | - |
| 426: Capitalized Interest | - | - | - | - | - | - | - |
| 610: Expenses - General | - | - | - | - | - | - | 254,610 |
| 805: Land and Land Rights | - | - | - | - | - | - | - |
| 807: Non Refundable Contrib | - | - | - | - | - | - | (152,253) |
| 829: Construction Adjustment | - | - | - | - | - | - | - |
| 903: SJ Switchyard AR-Labor | - | - | - | - | - | - | - |
| 904: SJ Switchyard AR-Other | - | - | - | - | - | - | - |
| 908: Luna AR - Labor | - | - | - | - | - | - | - |
| 909: Luna AR - Other | - | - | - | - | - | - | - |
| 913: Payroll Taxes | 27 | 24 | 15 | 14 | 20 | 4 | 23,617 |
| 914: Pension and Benefits | 62 | 56 | 34 | 32 | 46 | 9 | 78,689 |
| 915: Injuries and Damages | 62 | 56 | 34 | 32 | 46 | 9 | 25,121 |
| 921: Stores Load | 519 | 466 | 284 | 267 | 389 | 73 | 60,731 |
| 922: Minor Material Load | - | - | - | - | - | - | 107,735 |
| 925: E&S Loads | 581 | 522 | 318 | 299 | 435 | 82 | 223,920 |
| 926: A&G Loads | 286 | 257 | 156 | 147 | 214 | 40 | 94,218 |
| 928: AFUDC Debt | - | - | - | - | - | - | - |
| 929: AFUDC Equity | - | - | - | - | - | - | - |
| 961: Luna A&G PNMR D&V | - | - | - | - | - | - | - |
| 825: Closing Addition | (8,108) | (8,104) | (7,373) | (6,743) | (6,742) | (5,483) | (1,884,263) |
| 825: Closing Cost of Removal | (679) | (663) | (596) | (539) | (532) | (431) | (284,281) |
| Project Net | 903 | (70) | (2,671) | (2,301) | (27) | (4,553) | 19,798 |

**Project No:** **15100807** **Services**

Company: 001 Electric Services
Location: 151 Alamagordo Services Dist

**Project Information**

County % Otero 100%

Estimated Start Date 1/1/2007

Estimated Completion Date 12/31/2032

Description

This project covers the expenses for the installation, connection, and in the case of service retirement, disconnection and removal, of PNM customer access or "services" in Otero County. Services include overhead and underground conductors connecting the PNM distribution system to the customer. Materials to be purchased include overhead and underground service wires and associated connecting or terminating equipment.

## Project No: 15100807 Services

Project Need Justification

PNM receives approximately 11,500 customer requests for services related work each year statewide. The majority of these requests are located in the Metro Albuquerque area (70%). Approximately 15% of these applications are for customers in southern New Mexico, including Otero County. As an example, these requests include upgrades for residential electrical panels from 100 to 200 A to accommodate heating or cooling systems or rooftop solar. They can include the addition of a garage, shop or RV connection separate from the primary house meter. Additionally, they can include new residential home or commercial construction where a line extension is not needed.

PNM is obligated to serve customers within its service territory. PNM and the customers' service cost responsibilities are defined within PNM's Rules and Regulations, specifically Rules 15, 16, and 18 filed with the New Mexico Public Regulatory Commission (NMPRC) pursuant to NMPRC Rule 210. This project covers the expenses associated with labor, materials, outside services (contractors), and transportation required for PNM to meet its obligation to serve customers by either connecting or disconnecting electrical service to customer facilities.

**Project No:** **15100807** **Services**

Project Alternatives

1. Do nothing. PNM would not provide installation, connection, or disconnection services and would be in conflict with the Rules and Regulations, specifically Rules 15, 16, and 18 filed with the New Mexico Public Regulatory Commission (NMPRC) pursuant to NMPRC Rule 210. Customers would have little to no options for connection or disconnection.
2. If a customer prefers a more expensive connection to PNM's distribution network (e.g., if a residential customer in an area served by overhead lines prefers an underground service) the customer must provide the service wires per PNM rules and is response for covering a portion of the increased costs

## Project No: 15100807 Services

Project Estimate Approach

Since the amount, length, and types of services to be installed each year is unknown at the time of budget preparation, the budget is estimated by applying escalation factors to historical spend for similar activities. The initial budget for this project was developed by cost escalation factors to the most recent 12-month actual spend. An adjustment was made to the actual spend to account for expected cost increases for a planned change in the installation practice for residential underground services from direct buried wired to installation of service wire in conduit. Labor and non-labor cost components are escalated using customary annual expected cost increase percentages supplied by PNM Budget.

In 2025, the average cost per energization was approximately $2,200.

**Project No:** **15100807 Services**

Customer Benefit

This project provides funding for customers' services and connections enabling power delivery to customers. PNM recovers the cost for customers who request service upgrades that do not require a line extension to cover the labor, materials and contractor installation expenses required for PNM to safely and timely energize their project. PNM works closely with customers and their contractors to maintain consistent communication with customers regarding their project status and needs. All of these benefits are provided to customers and recovered through rate base.

After their project is completed, customers and their contractors receive a survey asking for feedback and to rate their satisfaction with the services delivered by PNM. In 2025, the average customer satisfaction rating was 4.0 out of 5 indicating customers are satisfied with their service.

## Project No: 15100807 Services

| | |
|---|---|
| Primary Value Driver | Customer Delivery |
| Compliance | Enables PNM's compliance with Rules and Regulations, specifically Rules 15, 16, and 18 with the New Mexico Public Regulatory Commission (NMPRC) pursuant to NMPRC Rule 210. |
| Customer Delivery | This project provides funding for customers' services and connections enabling power delivery to customers. PNM recovers the cost for customers who request service upgrades that do not require a line extension to cover the labor, materials and contractor installation expenses required for PNM to safely and timely energize their project. PNM works closely with customers and their contractors to maintain consistent communication with customers regarding their project status and needs. All of these benefits are provided to customers and recovered through rate base.<br><br>After their project is completed, customers and their contractors receive a survey asking for feedback and to rate their satisfaction with the services delivered by PNM. For the second half of 2023, the average customer satisfaction rating was 3.8 out of 5 indicating customers are satisfied with their service. |
| Energy Transition | |

**Project No:** **15100807** **Services**

General Services

Reliability & Resiliency

Safety & Security

Technology Advancements

## Project No: 15100807 Services

| | BegBal-Jul26 | Jul26 | Aug26 | Sep26 | Oct26 | Nov26 | Dec26 | EndBal-26 |
|---|---|---|---|---|---|---|---|---|
| 110: Straight Time-General | 1,833,653 | 861 | 938 | 803 | 983 | 769 | 819 | 1,838,826 |
| 120: Overtime-General | 50,798 | - | - | - | - | - | - | 50,798 |
| 350: Material Issues-Major | 693,624 | 8,182 | 8,909 | 7,633 | 9,337 | 7,302 | 7,776 | 742,763 |
| 370: Outside Services | 1,030,314 | 12,488 | 13,599 | 11,650 | 14,252 | 11,145 | 11,869 | 1,105,317 |
| 374: Outside Services Legal | - | - | - | - | - | - | - | - |
| 377: Outside Svcs-Temp Labor | - | - | - | - | - | - | - | - |
| 391: Jt Proj Bill to PNM -N Lab | - | - | - | - | - | - | - | - |
| 426: Capitalized Interest | - | - | - | - | - | - | - | - |
| 610: Expenses - General | 1,120,348 | - | - | - | - | - | - | 1,120,348 |
| 805: Land and Land Rights | - | - | - | - | - | - | - | - |
| 807: Non Refundable Contrib | (520) | - | - | - | - | - | - | (520) |
| 829: Construction Adjustment | - | - | - | - | - | - | - | - |
| 903: SJ Switchyard AR-Labor | - | - | - | - | - | - | - | - |
| 904: SJ Switchyard AR-Other | - | - | - | - | - | - | - | - |
| 908: Luna AR - Labor | - | - | - | - | - | - | - | - |
| 909: Luna AR - Other | - | - | - | - | - | - | - | - |
| 913: Payroll Taxes | 142,692 | 66 | 71 | 61 | 75 | 59 | 62 | 143,086 |
| 914: Pension and Benefits | 453,035 | 160 | 175 | 150 | 183 | 143 | 152 | 453,998 |
| 915: Injuries and Damages | 190,055 | 171 | 186 | 159 | 195 | 152 | 162 | 191,079 |
| 921: Stores Load | 22,928 | 1,865 | 2,030 | 1,739 | 2,128 | 1,664 | 1,772 | 34,126 |
| 922: Minor Material Load | 33,437 | - | - | - | - | - | - | 33,437 |
| 925: E&S Loads | 517,799 | 1,425 | 1,552 | 1,330 | 1,627 | 1,272 | 1,355 | 526,359 |
| 926: A&G Loads | 201,545 | 1,120 | 1,219 | 1,044 | 1,278 | 999 | 1,064 | 208,270 |
| 928: AFUDC Debt | 9,067 | - | - | - | - | - | - | 9,067 |
| 929: AFUDC Equity | 1,520 | - | - | - | - | - | - | 1,520 |
| 961: Luna A&G PNMR D&V | - | - | - | - | - | - | - | - |
| 825: Closing Addition | (5,345,526) | (134,558) | - | - | (77,473) | - | (45,138) | (5,602,695) |
| 825: Closing Cost of Removal | (810,248) | (36,301) | - | - | (5,831) | - | (3,398) | (855,778) |
| Project Net | 144,521 | (144,521) | 28,679 | 24,569 | (53,248) | 23,505 | (23,505) | (0) |

**Project No:** **15100807** **Services**

| | BegBal-27 | Jan27 | Feb27 | Mar27 | Apr27 | May27 | Jun27 |
|---|---|---|---|---|---|---|---|
| 110: Straight Time-General | 1,838,826 | 1,069 | 1,208 | 1,574 | 1,621 | 1,278 | 1,512 |
| 120: Overtime-General | 50,798 | - | - | - | - | - | - |
| 350: Material Issues-Major | 742,763 | 10,157 | 11,475 | 14,957 | 15,400 | 12,140 | 14,363 |
| 370: Outside Services | 1,105,317 | 15,503 | 17,515 | 22,830 | 23,506 | 18,529 | 21,923 |
| 374: Outside Services Legal | - | - | - | - | - | - | - |
| 377: Outside Svcs-Temp Labor | - | - | - | - | - | - | - |
| 391: Jt Proj Bill to PNM -N Lab | - | - | - | - | - | - | - |
| 426: Capitalized Interest | - | - | - | - | - | - | - |
| 610: Expenses - General | 1,120,348 | - | - | - | - | - | - |
| 805: Land and Land Rights | - | - | - | - | - | - | - |
| 807: Non Refundable Contrib | (520) | - | - | - | - | - | - |
| 829: Construction Adjustment | - | - | - | - | - | - | - |
| 903: SJ Switchyard AR-Labor | - | - | - | - | - | - | - |
| 904: SJ Switchyard AR-Other | - | - | - | - | - | - | - |
| 908: Luna AR - Labor | - | - | - | - | - | - | - |
| 909: Luna AR - Other | - | - | - | - | - | - | - |
| 913: Payroll Taxes | 143,086 | 88 | 100 | 130 | 134 | 106 | 125 |
| 914: Pension and Benefits | 453,998 | 203 | 229 | 299 | 308 | 243 | 287 |
| 915: Injuries and Damages | 191,079 | 203 | 229 | 298 | 307 | 242 | 287 |
| 921: Stores Load | 34,126 | 1,703 | 1,924 | 2,508 | 2,582 | 2,036 | 2,408 |
| 922: Minor Material Load | 33,437 | - | - | - | - | - | - |
| 925: E&S Loads | 526,359 | 1,906 | 2,153 | 2,806 | 2,889 | 2,278 | 2,695 |
| 926: A&G Loads | 208,270 | 1,002 | 1,132 | 1,476 | 1,520 | 1,198 | 1,417 |
| 928: AFUDC Debt | 9,067 | - | - | - | - | - | - |
| 929: AFUDC Equity | 1,520 | - | - | - | - | - | - |
| 961: Luna A&G PNMR D&V | - | - | - | - | - | - | - |
| 825: Closing Addition | (5,602,695) | - | - | - | (151,540) | - | - |
| 825: Closing Cost of Removal | (855,778) | - | - | - | (11,406) | - | - |
| Project Net | (0) | 31,834 | 35,966 | 46,879 | (114,678) | 38,049 | 45,017 |

**Project No:** **15100807** **Services**

| | Jul27 | Aug27 | Sep27 | EndBal-Sep27 |
|---|---|---|---|---|
| 110: Straight Time-General | 1,413 | 1,539 | 1,318 | 1,851,358 |
| 120: Overtime-General | - | - | - | 50,798 |
| 350: Material Issues-Major | 13,424 | 14,618 | 12,523 | 861,820 |
| 370: Outside Services | 20,489 | 22,311 | 19,114 | 1,287,037 |
| 374: Outside Services Legal | - | - | - | - |
| 377: Outside Svcs-Temp Labor | - | - | - | - |
| 391: Jt Proj Bill to PNM -N Lab | - | - | - | - |
| 426: Capitalized Interest | - | - | - | - |
| 610: Expenses - General | - | - | - | 1,120,348 |
| 805: Land and Land Rights | - | - | - | - |
| 807: Non Refundable Contrib | - | - | - | (520) |
| 829: Construction Adjustment | - | - | - | - |
| 903: SJ Switchyard AR-Labor | - | - | - | - |
| 904: SJ Switchyard AR-Other | - | - | - | - |
| 908: Luna AR - Labor | - | - | - | - |
| 909: Luna AR - Other | - | - | - | - |
| 913: Payroll Taxes | 117 | 127 | 109 | 144,121 |
| 914: Pension and Benefits | 268 | 292 | 250 | 456,377 |
| 915: Injuries and Damages | 268 | 292 | 250 | 193,456 |
| 921: Stores Load | 2,251 | 2,451 | 2,100 | 54,090 |
| 922: Minor Material Load | - | - | - | 33,437 |
| 925: E&S Loads | 2,519 | 2,743 | 2,349 | 548,696 |
| 926: A&G Loads | 1,325 | 1,443 | 1,236 | 220,019 |
| 928: AFUDC Debt | - | - | - | 9,067 |
| 929: AFUDC Equity | - | - | - | 1,520 |
| 961: Luna A&G PNMR D&V | - | - | - | - |
| 825: Closing Addition | (116,380) | - | - | (5,870,614) |
| 825: Closing Cost of Removal | (8,760) | - | - | (875,944) |
| Project Net | (83,066) | 45,815 | 39,249 | 85,065 |

## Project No: 15100807 Services

| | BegBal-Oct27 | Oct27 | Nov27 | Dec27 | EndBal-27 | Jan28 | Feb28 | Mar28 |
|---|---|---|---|---|---|---|---|---|
| 110: Straight Time-General | 1,851,358 | 1,613 | 1,261 | 1,343 | 1,855,575 | 1,080 | 1,220 | 1,590 |
| 120: Overtime-General | 50,798 | - | - | - | 50,798 | - | - | - |
| 350: Material Issues-Major | 861,820 | 15,320 | 11,981 | 12,758 | 901,879 | 10,259 | 11,590 | 15,107 |
| 370: Outside Services | 1,287,037 | 23,383 | 18,286 | 19,473 | 1,348,179 | 15,658 | 17,690 | 23,058 |
| 374: Outside Services Legal | - | - | - | - | - | - | - | - |
| 377: Outside Svcs-Temp Labor | - | - | - | - | - | - | - | - |
| 391: Jt Proj Bill to PNM -N Lab | - | - | - | - | - | - | - | - |
| 426: Capitalized Interest | - | - | - | - | - | - | - | - |
| 610: Expenses - General | 1,120,348 | - | - | - | 1,120,348 | - | - | - |
| 805: Land and Land Rights | - | - | - | - | - | - | - | - |
| 807: Non Refundable Contrib | (520) | - | - | - | (520) | - | - | - |
| 829: Construction Adjustment | - | - | - | - | - | - | - | - |
| 903: SJ Switchyard AR-Labor | - | - | - | - | - | - | - | - |
| 904: SJ Switchyard AR-Other | - | - | - | - | - | - | - | - |
| 908: Luna AR - Labor | - | - | - | - | - | - | - | - |
| 909: Luna AR - Other | - | - | - | - | - | - | - | - |
| 913: Payroll Taxes | 144,121 | 133 | 104 | 111 | 144,469 | 89 | 101 | 131 |
| 914: Pension and Benefits | 456,377 | 306 | 239 | 255 | 457,178 | 205 | 232 | 302 |
| 915: Injuries and Damages | 193,456 | 306 | 239 | 255 | 194,255 | 205 | 231 | 301 |
| 921: Stores Load | 54,090 | 2,569 | 2,009 | 2,139 | 60,807 | 1,720 | 1,943 | 2,533 |
| 922: Minor Material Load | 33,437 | - | - | - | 33,437 | - | - | - |
| 925: E&S Loads | 548,696 | 2,874 | 2,248 | 2,394 | 556,212 | 1,925 | 2,174 | 2,834 |
| 926: A&G Loads | 220,019 | 1,512 | 1,182 | 1,259 | 223,972 | 948 | 1,071 | 1,395 |
| 928: AFUDC Debt | 9,067 | - | - | - | 9,067 | - | - | - |
| 929: AFUDC Equity | 1,520 | - | - | - | 1,520 | - | - | - |
| 961: Luna A&G PNMR D&V | - | - | - | - | - | - | - | - |
| 825: Closing Addition | (5,870,614) | (123,765) | - | (72,109) | (6,066,488) | - | - | - |
| 825: Closing Cost of Removal | (875,944) | (9,316) | - | (5,428) | (890,687) | - | - | - |
| Project Net | 85,065 | (85,065) | 37,550 | (37,550) | - | 32,089 | 36,252 | 47,253 |

**Project No:** **15100807** **Services**

| | Apr28 | May28 | Jun28 | Jul28 | Aug28 | Sep28 | EndBal-Sep28 |
|---|---|---|---|---|---|---|---|
| 110: Straight Time-General | 1,637 | 1,291 | 1,527 | 1,427 | 1,554 | 1,331 | 1,868,232 |
| 120: Overtime-General | - | - | - | - | - | - | 50,798 |
| 350: Material Issues-Major | 15,554 | 12,261 | 14,507 | 13,558 | 14,764 | 12,648 | 1,022,127 |
| 370: Outside Services | 23,741 | 18,714 | 22,142 | 20,694 | 22,534 | 19,305 | 1,531,715 |
| 374: Outside Services Legal | - | - | - | - | - | - | - |
| 377: Outside Svcs-Temp Labor | - | - | - | - | - | - | - |
| 391: Jt Proj Bill to PNM -N Lab | - | - | - | - | - | - | - |
| 426: Capitalized Interest | - | - | - | - | - | - | - |
| 610: Expenses - General | - | - | - | - | - | - | 1,120,348 |
| 805: Land and Land Rights | - | - | - | - | - | - | - |
| 807: Non Refundable Contrib | - | - | - | - | - | - | (520) |
| 829: Construction Adjustment | - | - | - | - | - | - | - |
| 903: SJ Switchyard AR-Labor | - | - | - | - | - | - | - |
| 904: SJ Switchyard AR-Other | - | - | - | - | - | - | - |
| 908: Luna AR - Labor | - | - | - | - | - | - | - |
| 909: Luna AR - Other | - | - | - | - | - | - | - |
| 913: Payroll Taxes | 135 | 107 | 126 | 118 | 128 | 110 | 145,515 |
| 914: Pension and Benefits | 311 | 245 | 290 | 271 | 295 | 253 | 459,582 |
| 915: Injuries and Damages | 310 | 245 | 290 | 271 | 295 | 252 | 196,655 |
| 921: Stores Load | 2,608 | 2,056 | 2,433 | 2,273 | 2,476 | 2,121 | 80,970 |
| 922: Minor Material Load | - | - | - | - | - | - | 33,437 |
| 925: E&S Loads | 2,918 | 2,300 | 2,722 | 2,544 | 2,770 | 2,373 | 578,772 |
| 926: A&G Loads | 1,437 | 1,133 | 1,340 | 1,252 | 1,364 | 1,168 | 235,079 |
| 928: AFUDC Debt | - | - | - | - | - | - | 9,067 |
| 929: AFUDC Equity | - | - | - | - | - | - | 1,520 |
| 961: Luna A&G PNMR D&V | - | - | - | - | - | - | - |
| 825: Closing Addition | (152,748) | - | - | (117,306) | - | - | (6,336,542) |
| 825: Closing Cost of Removal | (11,497) | - | - | (8,829) | - | - | (911,013) |
| Project Net | (115,593) | 38,351 | 45,376 | (83,727) | 46,179 | 39,561 | 85,740 |

**Project No:** **15100907** **Transformers**

Company: 001 Electric Services
Location: 151 Alamagordo Services Dist

**Project Information** County % Otero 100%

Estimated Start Date 1/1/2007

Estimated Completion Date 12/31/2032

Description

This project involves the purchase and installation of distribution transformers to ensure voltage levels are maintained within usual and customary ranges usable by customers (i.e., 120 volts for most residential customers and up to 13,800 volts for some commercial or industrial customers).

**Project No:** **15100907** **Transformers**

Project Need Justification

PNM is obligated to provide equitable service to new and existing customers. If new or increased load impacts voltages on the existing distribution system, PNM is responsible for addressing this issue to provide equitable service to all customers. This project is needed to ensure PNM has a sufficient number of transformers to meet its obligation to meet the demand of customers. Failure to procure enough transformers would jeopardize PNM's ability to meet the demands of its customers and could impact reliability on the distribution system.

**Project No:** **15100907** **Transformers**

| | |
|---|---|
| Project Alternatives | As PNM has an obligation to serve its customers, not procuring additional transformers is not an option.<br>This project is necessary to meet new or growing customer needs. Consideration will be given to deciding between serving new customers from existing transformers or installing new transformers to meet voltage and load demands. |

**Project No:** **15100907** **Transformers**

| | |
|---|---|
| Project Estimate Approach | Estimates are based on recent historical costs of transformers coupled with labor costs for the installation or replacement of transformers. The initial budget for this project was developed by applying labor and non-labor cost escalation factors based on the most recent 12-month actual spend. |

**Project No:** **15100907** **Transformers**

| | |
|---|---|
| Customer Benefit | Ensuring PNM has an adequate supply of transformers is necessary to provide safe and reliable to service to meet the demand of new and existing customers. |

| **Project No:** | **15100907 Transformers** |
|---|---|
| Primary Value Driver | Customer Delivery |
| Compliance | This project ensures PNM's continued compliance with Rule 15 of the New Mexico Public Regulatory Commission (NMPRC) pursuant to NMPRC Rule 210. |
| Customer Delivery | Ensuring PNM has an adequate supply of transformers is necessary to provide safe and reliable to service to meet the demand of new and existing customers. |
| Energy Transition | |

**Project No:** **15100907** **Transformers**

General Services

Reliability & Resiliency

Safety & Security

Technology Advancements

## Project No: 15100907 Transformers

| | BegBal-Jul26 | Jul26 | Aug26 | Sep26 | Oct26 | Nov26 | Dec26 | EndBal-26 |
|---|---|---|---|---|---|---|---|---|
| 110: Straight Time-General | 339,266 | 1,810 | 2,209 | 1,644 | 1,847 | 1,886 | 1,400 | 350,062 |
| 120: Overtime-General | 73,117 | - | - | - | - | - | - | 73,117 |
| 350: Material Issues-Major | 5,094,478 | 17,192 | 20,985 | 15,621 | 17,542 | 17,918 | 13,301 | 5,197,036 |
| 370: Outside Services | 211,189 | 26,240 | 32,030 | 23,842 | 26,775 | 27,348 | 20,301 | 367,726 |
| 374: Outside Services Legal | - | - | - | - | - | - | - | - |
| 377: Outside Svcs-Temp Labor | - | - | - | - | (14,088) | - | - | (14,088) |
| 391: Jt Proj Bill to PNM -N Lab | - | - | - | - | - | - | - | - |
| 426: Capitalized Interest | - | - | - | - | - | - | - | - |
| 610: Expenses - General | 316,001 | - | - | - | - | - | - | 316,001 |
| 805: Land and Land Rights | - | - | - | - | - | - | - | - |
| 807: Non Refundable Contrib | (25,336) | - | - | - | - | - | - | (25,336) |
| 829: Construction Adjustment | - | - | - | - | - | - | - | - |
| 903: SJ Switchyard AR-Labor | - | - | - | - | - | - | - | - |
| 904: SJ Switchyard AR-Other | - | - | - | - | - | - | - | - |
| 908: Luna AR - Labor | - | - | - | - | - | - | - | - |
| 909: Luna AR - Other | - | - | - | - | - | - | - | - |
| 913: Payroll Taxes | 31,362 | 138 | 168 | 125 | 141 | 144 | 107 | 32,184 |
| 914: Pension and Benefits | 99,030 | 337 | 411 | 306 | 344 | 351 | 261 | 101,039 |
| 915: Injuries and Damages | 38,707 | 358 | 437 | 326 | 366 | 373 | 277 | 40,845 |
| 921: Stores Load | 99,164 | 3,918 | 4,782 | 3,560 | 3,998 | 4,083 | 3,031 | 122,535 |
| 922: Minor Material Load | 16,487 | - | - | - | - | - | - | 16,487 |
| 925: E&S Loads | 718,203 | 2,995 | 3,656 | 2,721 | 2,140 | 3,121 | 2,317 | 735,153 |
| 926: A&G Loads | 326,228 | 2,353 | 2,872 | 2,138 | 1,668 | 2,452 | 1,820 | 339,530 |
| 928: AFUDC Debt | 55 | - | - | - | - | - | - | 55 |
| 929: AFUDC Equity | 78 | - | - | - | - | - | - | 78 |
| 961: Luna A&G PNMR D&V | - | - | - | - | - | - | - | - |
| 825: Closing Addition | (7,081,000) | (26,122) | (38,967) | (41,696) | (40,360) | (45,008) | (43,191) | (7,316,343) |
| 825: Closing Cost of Removal | (233,590) | (1,451) | (2,598) | (2,921) | (2,896) | (3,296) | (3,191) | (249,943) |
| Project Net | 23,439 | 27,767 | 25,986 | 5,667 | (2,526) | 9,373 | (3,568) | 86,138 |

**Project No:** **15100907** **Transformers**

| | BegBal-27 | Jan27 | Feb27 | Mar27 | Apr27 | May27 | Jun27 |
|---|---|---|---|---|---|---|---|
| 110: Straight Time-General | 350,062 | 1,276 | 1,272 | 1,142 | 1,773 | 2,080 | 1,701 |
| 120: Overtime-General | 73,117 | - | - | - | - | - | - |
| 350: Material Issues-Major | 5,197,036 | 12,118 | 12,086 | 10,852 | 16,847 | 19,764 | 16,160 |
| 370: Outside Services | 367,726 | 18,496 | 18,447 | 16,563 | 25,714 | 30,166 | 24,665 |
| 374: Outside Services Legal | - | - | - | - | - | - | - |
| 377: Outside Svcs-Temp Labor | (14,088) | - | - | - | - | - | - |
| 391: Jt Proj Bill to PNM -N Lab | - | - | - | - | - | - | - |
| 426: Capitalized Interest | - | - | - | - | - | - | - |
| 610: Expenses - General | 316,001 | - | - | - | - | - | - |
| 805: Land and Land Rights | - | - | - | - | - | - | - |
| 807: Non Refundable Contrib | (25,336) | - | - | - | - | - | - |
| 829: Construction Adjustment | - | - | - | - | - | - | - |
| 903: SJ Switchyard AR-Labor | - | - | - | - | - | - | - |
| 904: SJ Switchyard AR-Other | - | - | - | - | - | - | - |
| 908: Luna AR - Labor | - | - | - | - | - | - | - |
| 909: Luna AR - Other | - | - | - | - | - | - | - |
| 913: Payroll Taxes | 32,184 | 105 | 105 | 94 | 146 | 172 | 141 |
| 914: Pension and Benefits | 101,039 | 242 | 242 | 217 | 337 | 395 | 323 |
| 915: Injuries and Damages | 40,845 | 242 | 241 | 217 | 336 | 394 | 323 |
| 921: Stores Load | 122,535 | 2,032 | 2,027 | 1,820 | 2,825 | 3,314 | 2,710 |
| 922: Minor Material Load | 16,487 | - | - | - | - | - | - |
| 925: E&S Loads | 735,153 | 2,274 | 2,267 | 2,036 | 3,161 | 3,708 | 3,032 |
| 926: A&G Loads | 339,530 | 1,196 | 1,193 | 1,071 | 1,663 | 1,950 | 1,595 |
| 928: AFUDC Debt | 55 | - | - | - | - | - | - |
| 929: AFUDC Equity | 78 | - | - | - | - | - | - |
| 961: Luna A&G PNMR D&V | - | - | - | - | - | - | - |
| 825: Closing Addition | (7,316,343) | (40,437) | (38,614) | (36,170) | (40,697) | (46,616) | (46,787) |
| 825: Closing Cost of Removal | (249,943) | (3,005) | (2,881) | (2,706) | (3,053) | (3,502) | (3,517) |
| Project Net | 86,138 | (5,461) | (3,615) | (4,864) | 9,052 | 11,826 | 345 |

**Project No:** **15100907** **Transformers**

| | Jul27 | Aug27 | Sep27 | EndBal-Sep27 |
|---|---|---|---|---|
| 110: Straight Time-General | 1,874 | 2,288 | 1,703 | 365,171 |
| 120: Overtime-General | - | - | - | 73,117 |
| 350: Material Issues-Major | 17,804 | 21,732 | 16,177 | 5,340,576 |
| 370: Outside Services | 27,174 | 33,170 | 24,691 | 586,814 |
| 374: Outside Services Legal | - | - | - | - |
| 377: Outside Svcs-Temp Labor | - | - | - | (14,088) |
| 391: Jt Proj Bill to PNM -N Lab | - | - | - | - |
| 426: Capitalized Interest | - | - | - | - |
| 610: Expenses - General | - | - | - | 316,001 |
| 805: Land and Land Rights | - | - | - | - |
| 807: Non Refundable Contrib | - | - | - | (25,336) |
| 829: Construction Adjustment | - | - | - | - |
| 903: SJ Switchyard AR-Labor | - | - | - | - |
| 904: SJ Switchyard AR-Other | - | - | - | - |
| 908: Luna AR - Labor | - | - | - | - |
| 909: Luna AR - Other | - | - | - | - |
| 913: Payroll Taxes | 155 | 189 | 141 | 33,432 |
| 914: Pension and Benefits | 356 | 434 | 323 | 103,909 |
| 915: Injuries and Damages | 355 | 434 | 323 | 43,710 |
| 921: Stores Load | 2,985 | 3,644 | 2,713 | 146,603 |
| 922: Minor Material Load | - | - | - | 16,487 |
| 925: E&S Loads | 3,340 | 4,077 | 3,035 | 762,084 |
| 926: A&G Loads | 1,757 | 2,145 | 1,596 | 353,695 |
| 928: AFUDC Debt | - | - | - | 55 |
| 929: AFUDC Equity | - | - | - | 78 |
| 961: Luna A&G PNMR D&V | - | - | - | - |
| 825: Closing Addition | (48,575) | (53,745) | (51,437) | (7,719,420) |
| 825: Closing Cost of Removal | (3,653) | (4,043) | (3,870) | (280,174) |
| Project Net | 3,573 | 10,326 | (4,606) | 102,714 |

## Project No: 15100907 Transformers

| | BegBal-Oct27 | Oct27 | Nov27 | Dec27 | EndBal-27 | Jan28 | Feb28 | Mar28 |
|---|---|---|---|---|---|---|---|---|
| 110: Straight Time-General | 365,171 | 1,912 | 1,953 | 1,450 | 370,487 | 1,355 | 1,352 | 1,214 |
| 120: Overtime-General | 73,117 | - | - | - | 73,117 | - | - | - |
| 350: Material Issues-Major | 5,340,576 | 18,167 | 18,556 | 13,774 | 5,391,073 | 12,875 | 12,841 | 11,530 |
| 370: Outside Services | 586,814 | 27,728 | 28,322 | 21,024 | 663,887 | 19,652 | 19,600 | 17,599 |
| 374: Outside Services Legal | - | - | - | - | - | - | - | - |
| 377: Outside Svcs-Temp Labor | (14,088) | - | - | - | (14,088) | - | - | - |
| 391: Jt Proj Bill to PNM -N Lab | - | - | - | - | - | - | - | - |
| 426: Capitalized Interest | - | - | - | - | - | - | - | - |
| 610: Expenses - General | 316,001 | - | - | - | 316,001 | - | - | - |
| 805: Land and Land Rights | - | - | - | - | - | - | - | - |
| 807: Non Refundable Contrib | (25,336) | - | - | - | (25,336) | - | - | - |
| 829: Construction Adjustment | - | - | - | - | - | - | - | - |
| 903: SJ Switchyard AR-Labor | - | - | - | - | - | - | - | - |
| 904: SJ Switchyard AR-Other | - | - | - | - | - | - | - | - |
| 908: Luna AR - Labor | - | - | - | - | - | - | - | - |
| 909: Luna AR - Other | - | - | - | - | - | - | - | - |
| 913: Payroll Taxes | 33,432 | 158 | 161 | 120 | 33,872 | 112 | 112 | 100 |
| 914: Pension and Benefits | 103,909 | 363 | 371 | 275 | 104,918 | 257 | 257 | 230 |
| 915: Injuries and Damages | 43,710 | 363 | 370 | 275 | 44,718 | 257 | 256 | 230 |
| 921: Stores Load | 146,603 | 3,046 | 3,111 | 2,310 | 155,071 | 2,159 | 2,153 | 1,933 |
| 922: Minor Material Load | 16,487 | - | - | - | 16,487 | - | - | - |
| 925: E&S Loads | 762,084 | 3,408 | 3,481 | 2,584 | 771,558 | 2,416 | 2,409 | 2,163 |
| 926: A&G Loads | 353,695 | 1,793 | 1,831 | 1,359 | 358,678 | 1,189 | 1,186 | 1,065 |
| 928: AFUDC Debt | 55 | - | - | - | 55 | - | - | - |
| 929: AFUDC Equity | 78 | - | - | - | 78 | - | - | - |
| 961: Luna A&G PNMR D&V | - | - | - | - | - | - | - | - |
| 825: Closing Addition | (7,719,420) | (51,968) | (52,709) | (48,313) | (7,872,409) | (44,512) | (42,007) | (39,044) |
| 825: Closing Cost of Removal | (280,174) | (3,911) | (3,967) | (3,636) | (291,687) | (3,350) | (3,162) | (2,939) |
| Project Net | 102,714 | 1,059 | 1,481 | (8,778) | 96,477 | (7,590) | (5,003) | (5,917) |

**Project No:** **15100907** **Transformers**

| | Apr28 | May28 | Jun28 | Jul28 | Aug28 | Sep28 | EndBal-Sep28 |
|---|---|---|---|---|---|---|---|
| 110: Straight Time-General | 1,884 | 2,210 | 1,807 | 1,991 | 2,431 | 1,809 | 386,540 |
| 120: Overtime-General | - | - | - | - | - | - | 73,117 |
| 350: Material Issues-Major | 17,900 | 20,999 | 17,170 | 18,917 | 23,091 | 17,188 | 5,543,584 |
| 370: Outside Services | 27,321 | 32,051 | 26,207 | 28,873 | 35,244 | 26,234 | 896,668 |
| 374: Outside Services Legal | - | - | - | - | - | - | - |
| 377: Outside Svcs-Temp Labor | - | - | - | - | - | - | (14,088) |
| 391: Jt Proj Bill to PNM -N Lab | - | - | - | - | - | - | - |
| 426: Capitalized Interest | - | - | - | - | - | - | - |
| 610: Expenses - General | - | - | - | - | - | - | 316,001 |
| 805: Land and Land Rights | - | - | - | - | - | - | - |
| 807: Non Refundable Contrib | - | - | - | - | - | - | (25,336) |
| 829: Construction Adjustment | - | - | - | - | - | - | - |
| 903: SJ Switchyard AR-Labor | - | - | - | - | - | - | - |
| 904: SJ Switchyard AR-Other | - | - | - | - | - | - | - |
| 908: Luna AR - Labor | - | - | - | - | - | - | - |
| 909: Luna AR - Other | - | - | - | - | - | - | - |
| 913: Payroll Taxes | 156 | 183 | 149 | 164 | 201 | 149 | 35,198 |
| 914: Pension and Benefits | 358 | 420 | 343 | 378 | 462 | 344 | 107,967 |
| 915: Injuries and Damages | 357 | 419 | 343 | 378 | 461 | 343 | 47,761 |
| 921: Stores Load | 3,001 | 3,521 | 2,879 | 3,172 | 3,872 | 2,882 | 180,644 |
| 922: Minor Material Load | - | - | - | - | - | - | 16,487 |
| 925: E&S Loads | 3,358 | 3,940 | 3,221 | 3,549 | 4,332 | 3,225 | 800,171 |
| 926: A&G Loads | 1,653 | 1,940 | 1,586 | 1,747 | 2,133 | 1,588 | 372,765 |
| 928: AFUDC Debt | - | - | - | - | - | - | 55 |
| 929: AFUDC Equity | - | - | - | - | - | - | 78 |
| 961: Luna A&G PNMR D&V | - | - | - | - | - | - | - |
| 825: Closing Addition | (43,603) | (49,722) | (49,800) | (51,630) | (57,069) | (54,594) | (8,304,389) |
| 825: Closing Cost of Removal | (3,282) | (3,742) | (3,748) | (3,886) | (4,295) | (4,109) | (324,201) |
| Project Net | 9,105 | 12,219 | 157 | 3,653 | 10,861 | (4,941) | 109,021 |

**Project No:** **15101007** **Meter Equipment**

Company: 001 Electric Services
Location: 151 Alamagordo Services Dist

**Project Information** County % Otero 100%

Estimated Start Date 6/1/2007

Estimated Completion Date 12/31/2032

Description

This project covers metering equipment purchases for new service, interconnections, maintenance, routine replacement, meter retirement, and instrument transformers. Labor costs are included with new service, interconnection, and instrument transformer work.

**Project No:** **15101007** **Meter Equipment**

Project Need Justification

This project is necessary to meet requirements listed under the New Mexico Public Regulatory Commission (NMPRC) rules 17.9.560.14, 17.9.570 and the Superseding Application and Stipulation of Case 2124. This project ensures that PNM accurately monitors energy consumption to provide customers with timely and accurate bills.

**Project No:** **15101007** **Meter Equipment**

| | |
|---|---|
| Project Alternatives | Do nothing. PNM would not meet its obligations to maintain system reliability. New service, interconnections, maintenance, routine replacement, meter retirement, and instrument transformers would not be completed. |

**Project No:** **15101007** **Meter Equipment**

| | |
|---|---|
| Project Estimate Approach | Not required for projects with less than $250,000 in expenditures. |

**Project No:** **15101007** **Meter Equipment**

| | |
|---|---|
| Customer Benefit | PNM customers benefit from this project through ongoing and accurate monitoring of energy consumption and timely and accurate bills. |

## Project No: 15101007 Meter Equipment

| | |
|---|---|
| Primary Value Driver | Customer Delivery |
| Compliance | This project is implemented in accordance with PNM Rule 17, Metering, as filed with the NMPRC and in accordance with NMPRC rules 17.9.560.14 (regarding inspection and tests) , 17.9.570 (relating the governance of cogeneration and small power production) and the Superseding Application and Stipulation of Case 2124. |
| Customer Delivery | ITT metering, new sets, and new interconnections make up approximately 75% of the annual budget. The annual budget for project 15101007 is less than $50,000. |
| Energy Transition | |

**Project No:** **15101007** **Meter Equipment**

General Services

Reliability & Resiliency

Metering equipment is utilized to monitor loads at the distribution and transmission levels.

Safety & Security

Single and three phase solid state meters are used as necessary with remote communication capabilities in addition to current and voltage transformers used to provide safe and accurate monitoring of higher voltage loads. Test switches are installed that can interrupt the flow of current to safely allow testing of equipment on site, and wire, lugs and nuts will be provided to securely connect transformer equipment to metering equipment.

Technology Advancements

## Project No: 15101007 Meter Equipment

| | BegBal-Jul26 | Jul26 | Aug26 | Sep26 | Oct26 | Nov26 | Dec26 | EndBal-26 |
|---|---|---|---|---|---|---|---|---|
| 110: Straight Time-General | 76,042 | 38 | 37 | 37 | 61 | 29 | 49 | 76,293 |
| 120: Overtime-General | 765 | - | - | - | - | - | - | 765 |
| 350: Material Issues-Major | 1,251,367 | 359 | 353 | 350 | 578 | 273 | 466 | 1,253,745 |
| 370: Outside Services | - | 547 | 539 | 535 | 882 | 417 | 712 | 3,631 |
| 374: Outside Services Legal | - | - | - | - | - | - | - | - |
| 377: Outside Svcs-Temp Labor | - | - | - | - | - | - | - | - |
| 391: Jt Proj Bill to PNM -N Lab | - | - | - | - | - | - | - | - |
| 426: Capitalized Interest | - | - | - | - | - | - | - | - |
| 610: Expenses - General | 26,908 | - | - | - | - | - | - | 26,908 |
| 805: Land and Land Rights | - | - | - | - | - | - | - | - |
| 807: Non Refundable Contrib | - | - | - | - | - | - | - | - |
| 829: Construction Adjustment | - | - | - | - | - | - | - | - |
| 903: SJ Switchyard AR-Labor | - | - | - | - | - | - | - | - |
| 904: SJ Switchyard AR-Other | - | - | - | - | - | - | - | - |
| 908: Luna AR - Labor | - | - | - | - | - | - | - | - |
| 909: Luna AR - Other | - | - | - | - | - | - | - | - |
| 913: Payroll Taxes | 5,715 | 3 | 3 | 3 | 5 | 2 | 4 | 5,734 |
| 914: Pension and Benefits | 20,317 | 7 | 7 | 7 | 11 | 5 | 9 | 20,364 |
| 915: Injuries and Damages | 5,691 | 7 | 7 | 7 | 12 | 6 | 10 | 5,741 |
| 921: Stores Load | 25,871 | 82 | 80 | 80 | 132 | 62 | 106 | 26,413 |
| 922: Minor Material Load | 14,142 | - | - | - | - | - | - | 14,142 |
| 925: E&S Loads | 177,877 | 62 | 61 | 61 | 101 | 48 | 81 | 178,292 |
| 926: A&G Loads | 80,028 | 49 | 48 | 48 | 79 | 37 | 64 | 80,353 |
| 928: AFUDC Debt | - | - | - | - | - | - | - | - |
| 929: AFUDC Equity | - | - | - | - | - | - | - | - |
| 961: Luna A&G PNMR D&V | - | - | - | - | - | - | - | - |
| 825: Closing Addition | (1,580,691) | (4,239) | (3,221) | (2,525) | (2,271) | (1,806) | (1,674) | (1,596,426) |
| 825: Closing Cost of Removal | (91,860) | (26) | (43) | (55) | (79) | (73) | (83) | (92,219) |
| Project Net | 12,173 | (3,110) | (2,128) | (1,453) | (489) | (1,000) | (257) | 3,735 |

## Project No: 15101007 Meter Equipment

| | BegBal-27 | Jan27 | Feb27 | Mar27 | Apr27 | May27 | Jun27 |
|---|---|---|---|---|---|---|---|
| 110: Straight Time-General | 76,293 | 71 | 69 | 117 | 66 | 78 | 68 |
| 120: Overtime-General | 765 | - | - | - | - | - | - |
| 350: Material Issues-Major | 1,253,745 | 678 | 653 | 1,107 | 630 | 737 | 644 |
| 370: Outside Services | 3,631 | 1,034 | 997 | 1,690 | 962 | 1,125 | 983 |
| 374: Outside Services Legal | - | - | - | - | - | - | - |
| 377: Outside Svcs-Temp Labor | - | - | - | - | - | - | - |
| 391: Jt Proj Bill to PNM -N Lab | - | - | - | - | - | - | - |
| 426: Capitalized Interest | - | - | - | - | - | - | - |
| 610: Expenses - General | 26,908 | - | - | - | - | - | - |
| 805: Land and Land Rights | - | - | - | - | - | - | - |
| 807: Non Refundable Contrib | - | - | - | - | - | - | - |
| 829: Construction Adjustment | - | - | - | - | - | - | - |
| 903: SJ Switchyard AR-Labor | - | - | - | - | - | - | - |
| 904: SJ Switchyard AR-Other | - | - | - | - | - | - | - |
| 908: Luna AR - Labor | - | - | - | - | - | - | - |
| 909: Luna AR - Other | - | - | - | - | - | - | - |
| 913: Payroll Taxes | 5,734 | 6 | 6 | 10 | 5 | 6 | 6 |
| 914: Pension and Benefits | 20,364 | 13 | 13 | 22 | 13 | 15 | 13 |
| 915: Injuries and Damages | 5,741 | 13 | 13 | 22 | 13 | 15 | 13 |
| 921: Stores Load | 26,413 | 114 | 110 | 186 | 106 | 124 | 108 |
| 922: Minor Material Load | 14,142 | - | - | - | - | - | - |
| 925: E&S Loads | 178,292 | 127 | 123 | 208 | 118 | 138 | 121 |
| 926: A&G Loads | 80,353 | 67 | 64 | 109 | 62 | 73 | 64 |
| 928: AFUDC Debt | - | - | - | - | - | - | - |
| 929: AFUDC Equity | - | - | - | - | - | - | - |
| 961: Luna A&G PNMR D&V | - | - | - | - | - | - | - |
| 825: Closing Addition | (1,596,426) | (1,771) | (1,813) | (2,266) | (2,128) | (2,135) | (2,053) |
| 825: Closing Cost of Removal | (92,219) | (104) | (117) | (157) | (151) | (155) | (150) |
| Project Net | 3,735 | 249 | 117 | 1,048 | (305) | 21 | (184) |

**Project No:** **15101007** **Meter Equipment**

| | Jul27 | Aug27 | Sep27 | EndBal-Sep27 |
|---|---|---|---|---|
| 110: Straight Time-General | 78 | 76 | 76 | 76,992 |
| 120: Overtime-General | - | - | - | 765 |
| 350: Material Issues-Major | 736 | 724 | 719 | 1,260,373 |
| 370: Outside Services | 1,124 | 1,106 | 1,097 | 13,749 |
| 374: Outside Services Legal | - | - | - | - |
| 377: Outside Svcs-Temp Labor | - | - | - | - |
| 391: Jt Proj Bill to PNM -N Lab | - | - | - | - |
| 426: Capitalized Interest | - | - | - | - |
| 610: Expenses - General | - | - | - | 26,908 |
| 805: Land and Land Rights | - | - | - | - |
| 807: Non Refundable Contrib | - | - | - | - |
| 829: Construction Adjustment | - | - | - | - |
| 903: SJ Switchyard AR-Labor | - | - | - | - |
| 904: SJ Switchyard AR-Other | - | - | - | - |
| 908: Luna AR - Labor | - | - | - | - |
| 909: Luna AR - Other | - | - | - | - |
| 913: Payroll Taxes | 6 | 6 | 6 | 5,792 |
| 914: Pension and Benefits | 15 | 14 | 14 | 20,497 |
| 915: Injuries and Damages | 15 | 14 | 14 | 5,873 |
| 921: Stores Load | 123 | 121 | 121 | 27,525 |
| 922: Minor Material Load | - | - | - | 14,142 |
| 925: E&S Loads | 138 | 136 | 135 | 179,535 |
| 926: A&G Loads | 73 | 71 | 71 | 81,008 |
| 928: AFUDC Debt | - | - | - | - |
| 929: AFUDC Equity | - | - | - | - |
| 961: Luna A&G PNMR D&V | - | - | - | - |
| 825: Closing Addition | (2,083) | (2,092) | (2,093) | (1,614,860) |
| 825: Closing Cost of Removal | (154) | (156) | (156) | (93,518) |
| Project Net | 72 | 23 | 4 | 4,780 |

## Project No: 15101007 Meter Equipment

| | BegBal-Oct27 | Oct27 | Nov27 | Dec27 | EndBal-27 | Jan28 | Feb28 | Mar28 |
|---|---|---|---|---|---|---|---|---|
| 110: Straight Time-General | 76,992 | 125 | 59 | 101 | 77,277 | 72 | 69 | 118 |
| 120: Overtime-General | 765 | - | - | - | 765 | - | - | - |
| 350: Material Issues-Major | 1,260,373 | 1,186 | 560 | 957 | 1,263,076 | 684 | 660 | 1,118 |
| 370: Outside Services | 13,749 | 1,811 | 855 | 1,461 | 17,876 | 1,045 | 1,007 | 1,707 |
| 374: Outside Services Legal | - | - | - | - | - | - | - | - |
| 377: Outside Svcs-Temp Labor | - | - | - | - | - | - | - | - |
| 391: Jt Proj Bill to PNM -N Lab | - | - | - | - | - | - | - | - |
| 426: Capitalized Interest | - | - | - | - | - | - | - | - |
| 610: Expenses - General | 26,908 | - | - | - | 26,908 | - | - | - |
| 805: Land and Land Rights | - | - | - | - | - | - | - | - |
| 807: Non Refundable Contrib | - | - | - | - | - | - | - | - |
| 829: Construction Adjustment | - | - | - | - | - | - | - | - |
| 903: SJ Switchyard AR-Labor | - | - | - | - | - | - | - | - |
| 904: SJ Switchyard AR-Other | - | - | - | - | - | - | - | - |
| 908: Luna AR - Labor | - | - | - | - | - | - | - | - |
| 909: Luna AR - Other | - | - | - | - | - | - | - | - |
| 913: Payroll Taxes | 5,792 | 10 | 5 | 8 | 5,815 | 6 | 6 | 10 |
| 914: Pension and Benefits | 20,497 | 24 | 11 | 19 | 20,551 | 14 | 13 | 22 |
| 915: Injuries and Damages | 5,873 | 24 | 11 | 19 | 5,927 | 14 | 13 | 22 |
| 921: Stores Load | 27,525 | 199 | 94 | 160 | 27,978 | 115 | 111 | 187 |
| 922: Minor Material Load | 14,142 | - | - | - | 14,142 | - | - | - |
| 925: E&S Loads | 179,535 | 223 | 105 | 180 | 180,043 | 128 | 124 | 210 |
| 926: A&G Loads | 81,008 | 117 | 55 | 94 | 81,275 | 63 | 61 | 103 |
| 928: AFUDC Debt | - | - | - | - | - | - | - | - |
| 929: AFUDC Equity | - | - | - | - | - | - | - | - |
| 961: Luna A&G PNMR D&V | - | - | - | - | - | - | - | - |
| 825: Closing Addition | (1,614,860) | (2,530) | (2,243) | (2,418) | (1,622,050) | (2,281) | (2,165) | (2,513) |
| 825: Closing Cost of Removal | (93,518) | (190) | (168) | (182) | (94,058) | (171) | (163) | (189) |
| Project Net | 4,780 | 999 | (655) | 401 | 5,524 | (312) | (265) | 796 |

**Project No:** **15101007** **Meter Equipment**

| | Apr28 | May28 | Jun28 | Jul28 | Aug28 | Sep28 | EndBal-Sep28 |
|---|---|---|---|---|---|---|---|
| 110: Straight Time-General | 67 | 78 | 69 | 78 | 77 | 76 | 77,981 |
| 120: Overtime-General | - | - | - | - | - | - | 765 |
| 350: Material Issues-Major | 636 | 745 | 651 | 744 | 732 | 726 | 1,269,772 |
| 370: Outside Services | 971 | 1,137 | 993 | 1,135 | 1,117 | 1,108 | 28,096 |
| 374: Outside Services Legal | - | - | - | - | - | - | - |
| 377: Outside Svcs-Temp Labor | - | - | - | - | - | - | - |
| 391: Jt Proj Bill to PNM -N Lab | - | - | - | - | - | - | - |
| 426: Capitalized Interest | - | - | - | - | - | - | - |
| 610: Expenses - General | - | - | - | - | - | - | 26,908 |
| 805: Land and Land Rights | - | - | - | - | - | - | - |
| 807: Non Refundable Contrib | - | - | - | - | - | - | - |
| 829: Construction Adjustment | - | - | - | - | - | - | - |
| 903: SJ Switchyard AR-Labor | - | - | - | - | - | - | - |
| 904: SJ Switchyard AR-Other | - | - | - | - | - | - | - |
| 908: Luna AR - Labor | - | - | - | - | - | - | - |
| 909: Luna AR - Other | - | - | - | - | - | - | - |
| 913: Payroll Taxes | 6 | 6 | 6 | 6 | 6 | 6 | 5,873 |
| 914: Pension and Benefits | 13 | 15 | 13 | 15 | 15 | 14 | 20,684 |
| 915: Injuries and Damages | 13 | 15 | 13 | 15 | 15 | 14 | 6,061 |
| 921: Stores Load | 107 | 125 | 109 | 125 | 123 | 122 | 29,101 |
| 922: Minor Material Load | - | - | - | - | - | - | 14,142 |
| 925: E&S Loads | 119 | 140 | 122 | 140 | 137 | 136 | 181,299 |
| 926: A&G Loads | 59 | 69 | 60 | 69 | 68 | 67 | 81,893 |
| 928: AFUDC Debt | - | - | - | - | - | - | - |
| 929: AFUDC Equity | - | - | - | - | - | - | - |
| 961: Luna A&G PNMR D&V | - | - | - | - | - | - | - |
| 825: Closing Addition | (2,301) | (2,258) | (2,142) | (2,148) | (2,142) | (2,132) | (1,642,134) |
| 825: Closing Cost of Removal | (173) | (170) | (161) | (162) | (161) | (160) | (95,568) |
| Project Net | (485) | (99) | (266) | 16 | (14) | (23) | 4,872 |

**Project No:** **15200107** **Line Extensions - Residential**

Company: 001 Electric Services
Location: 152 Ruidoso Services Dist

**Project Information**

County % Lincoln 100%

Estimated Start Date 1/1/2007

Estimated Completion Date 12/31/2032

Description

This project consists of line extensions to provide new or upgrade existing electric service to residential customers. Line extensions consist of the installation of all physical components necessary to provide for new electric service or to upgrade existing services. These physical components include, but are not limited to, all primary wires, secondary wires, service wires, transformers, meters, equipment support structures, trenches, switchgears, and duct bank systems.

**Project No:** **15200107** **Line Extensions - Residential**

| | |
|---|---|
| Project Need Justification | This project is necessary to meet PNM's obligation to serve new and existing customers per PNM Rule 15, Electric Line Extension Policy. This project also provides for the installation of electric line extensions for service to new residential customers, apartment complexes, and residential subdivisions or existing customers requiring upgrades. |

**Project No:** **15200107** **Line Extensions - Residential**

| | |
|---|---|
| Project Alternatives | As this project is necessary for PNM to serve new or existing customers, there are no alternatives to conducting this work. Line extension options for each new service request are evaluated individually considering many factors such as available capacity on existing lines, alternative routes, customer preferences, and right-of-way constraints. The minimum line extension per PNM Rule 15 is designed based on a balance of cost, timing, and efficiency. |

## Project No: 15200107 Line Extensions - Residential

Project Estimate Approach

Historical spend in this funding project was analyzed to develop this project's estimated future spend. This project's spend forecast is prepared by escalating the most recent 12-month actual spend by the expected rate of change in annual new residential customers from available customer growth forecasts and by escalating labor and non-labor actual spend by forecasted labor and non-labor escalation rates.

Line extension costs include all labor, materials, vehicles, and rights-of-way necessary for its construction. Line extension costs also include the costs of changing or upgrading existing facilities to provide the new electric service. Net costs to the project include the above costs less customer payment per PNM Rule 15, Electric Line Extension Policy.

**Project No:** **15200107** **Line Extensions - Residential**

| | |
|---|---|
| Customer Benefit | The customer benefit from this project is electric service to a new or existing home. |

| **Project No:** | **15200107 Line Extensions - Residential** |
|---|---|
| Primary Value Driver | Customer Delivery |
| Compliance | This project is implemented in accordance with PNM Rule 15, Electric Line Extension Policy as filed with the New Mexico Public Regulatory Commission (NMPRC) pursuant to NMPRC Rule 210. |
| Customer Delivery | The customer benefit from this project is electric service to a new or existing home. |
| Energy Transition | |

**Project No:** **15200107** **Line Extensions - Residential**

General Services

Reliability & Resiliency

New line extensions are designed to current PNM design standards which are created for safety, cost, and reliability efficacy. Construction of new line extensions to PNM standards helps improve overall system performance, resilience, and reliability.

Safety & Security

New line extensions are designed to current PNM design standards which incorporate safety standards such as the National Electrical Safety Code (NESC) for public and employee safety.

Technology Advancements

## Project No: 15200107 Line Extensions - Residential

| | BegBal-Jul26 | Jul26 | Aug26 | Sep26 | Oct26 | Nov26 | Dec26 | EndBal-26 |
|---|---|---|---|---|---|---|---|---|
| 110: Straight Time-General | 766,364 | - | - | - | - | - | - | 766,364 |
| 120: Overtime-General | 10,714 | - | - | - | - | - | - | 10,714 |
| 350: Material Issues-Major | 785,440 | - | - | - | - | - | - | 785,440 |
| 370: Outside Services | 631,345 | - | - | - | - | - | - | 631,345 |
| 374: Outside Services Legal | - | - | - | - | - | - | - | - |
| 377: Outside Svcs-Temp Labor | 1,145 | - | - | - | - | - | - | 1,145 |
| 391: Jt Proj Bill to PNM -N Lab | - | - | - | - | - | - | - | - |
| 426: Capitalized Interest | - | - | - | - | - | - | - | - |
| 610: Expenses - General | 400,314 | - | - | - | - | - | - | 400,314 |
| 805: Land and Land Rights | - | - | - | - | - | - | - | - |
| 807: Non Refundable Contrib | (1,438,409) | - | - | - | - | - | - | (1,438,409) |
| 829: Construction Adjustment | - | - | - | - | - | - | - | - |
| 903: SJ Switchyard AR-Labor | - | - | - | - | - | - | - | - |
| 904: SJ Switchyard AR-Other | - | - | - | - | - | - | - | - |
| 908: Luna AR - Labor | - | - | - | - | - | - | - | - |
| 909: Luna AR - Other | - | - | - | - | - | - | - | - |
| 913: Payroll Taxes | 59,517 | - | - | - | - | - | - | 59,517 |
| 914: Pension and Benefits | 173,854 | - | - | - | - | - | - | 173,854 |
| 915: Injuries and Damages | 101,622 | - | - | - | - | - | - | 101,622 |
| 921: Stores Load | 29,076 | - | - | - | - | - | - | 29,076 |
| 922: Minor Material Load | 63,101 | - | - | - | - | - | - | 63,101 |
| 925: E&S Loads | 234,939 | - | - | - | - | - | - | 234,939 |
| 926: A&G Loads | 119,421 | - | - | - | - | - | - | 119,421 |
| 928: AFUDC Debt | 22 | - | - | - | - | - | - | 22 |
| 929: AFUDC Equity | 37 | - | - | - | - | - | - | 37 |
| 961: Luna A&G PNMR D&V | - | - | - | - | - | - | - | - |
| 825: Closing Addition | (1,589,117) | (16,355) | (14,720) | (13,248) | (11,923) | (10,731) | (9,658) | (1,665,752) |
| 825: Closing Cost of Removal | (123,125) | (6,271) | (5,644) | (5,079) | (4,571) | (4,114) | (3,703) | (152,506) |
| Project Net | 226,260 | (22,626) | (20,363) | (18,327) | (16,494) | (14,845) | (13,360) | 120,244 |

**Project No:** **15200107** **Line Extensions - Residential**

| | BegBal-27 | Jan27 | Feb27 | Mar27 | Apr27 | May27 | Jun27 |
|---|---|---|---|---|---|---|---|
| 110: Straight Time-General | 766,364 | 293 | 287 | 364 | 392 | 376 | 351 |
| 120: Overtime-General | 10,714 | - | - | - | - | - | - |
| 350: Material Issues-Major | 785,440 | 2,785 | 2,723 | 3,458 | 3,724 | 3,568 | 3,336 |
| 370: Outside Services | 631,345 | 4,251 | 4,156 | 5,278 | 5,683 | 5,446 | 5,091 |
| 374: Outside Services Legal | - | - | - | - | - | - | - |
| 377: Outside Svcs-Temp Labor | 1,145 | - | - | - | - | - | - |
| 391: Jt Proj Bill to PNM -N Lab | - | - | - | - | - | - | - |
| 426: Capitalized Interest | - | - | - | - | - | - | - |
| 610: Expenses - General | 400,314 | - | - | - | - | - | - |
| 805: Land and Land Rights | - | - | - | - | - | - | - |
| 807: Non Refundable Contrib | (1,438,409) | - | - | - | - | - | - |
| 829: Construction Adjustment | - | - | - | - | - | - | - |
| 903: SJ Switchyard AR-Labor | - | - | - | - | - | - | - |
| 904: SJ Switchyard AR-Other | - | - | - | - | - | - | - |
| 908: Luna AR - Labor | - | - | - | - | - | - | - |
| 909: Luna AR - Other | - | - | - | - | - | - | - |
| 913: Payroll Taxes | 59,517 | 24 | 24 | 30 | 32 | 31 | 29 |
| 914: Pension and Benefits | 173,854 | 56 | 55 | 69 | 74 | 71 | 67 |
| 915: Injuries and Damages | 101,622 | 56 | 54 | 69 | 74 | 71 | 67 |
| 921: Stores Load | 29,076 | 467 | 457 | 580 | 624 | 598 | 559 |
| 922: Minor Material Load | 63,101 | - | - | - | - | - | - |
| 925: E&S Loads | 234,939 | 523 | 511 | 649 | 699 | 669 | 626 |
| 926: A&G Loads | 119,421 | 275 | 269 | 341 | 367 | 352 | 329 |
| 928: AFUDC Debt | 22 | - | - | - | - | - | - |
| 929: AFUDC Equity | 37 | - | - | - | - | - | - |
| 961: Luna A&G PNMR D&V | - | - | - | - | - | - | - |
| 825: Closing Addition | (1,665,752) | (9,504) | (9,347) | (9,420) | (9,564) | (9,647) | (9,655) |
| 825: Closing Cost of Removal | (152,506) | (3,394) | (3,114) | (2,878) | (2,672) | (2,483) | (2,308) |
| Project Net | 120,244 | (4,169) | (3,926) | (1,461) | (565) | (947) | (1,509) |

**Project No:** **15200107** **Line Extensions - Residential**

| | Jul27 | Aug27 | Sep27 | EndBal-Sep27 |
|---|---|---|---|---|
| 110: Straight Time-General | 197 | 518 | 476 | 769,618 |
| 120: Overtime-General | - | - | - | 10,714 |
| 350: Material Issues-Major | 1,871 | 4,921 | 4,521 | 816,347 |
| 370: Outside Services | 2,856 | 7,512 | 6,900 | 678,518 |
| 374: Outside Services Legal | - | - | - | - |
| 377: Outside Svcs-Temp Labor | - | - | - | 1,145 |
| 391: Jt Proj Bill to PNM -N Lab | - | - | - | - |
| 426: Capitalized Interest | - | - | - | - |
| 610: Expenses - General | - | - | - | 400,314 |
| 805: Land and Land Rights | - | - | - | - |
| 807: Non Refundable Contrib | - | - | - | (1,438,409) |
| 829: Construction Adjustment | - | - | - | - |
| 903: SJ Switchyard AR-Labor | - | - | - | - |
| 904: SJ Switchyard AR-Other | - | - | - | - |
| 908: Luna AR - Labor | - | - | - | - |
| 909: Luna AR - Other | - | - | - | - |
| 913: Payroll Taxes | 16 | 43 | 39 | 59,785 |
| 914: Pension and Benefits | 37 | 98 | 90 | 174,472 |
| 915: Injuries and Damages | 37 | 98 | 90 | 102,239 |
| 921: Stores Load | 314 | 825 | 758 | 34,259 |
| 922: Minor Material Load | - | - | - | 63,101 |
| 925: E&S Loads | 351 | 923 | 848 | 240,737 |
| 926: A&G Loads | 185 | 486 | 446 | 122,471 |
| 928: AFUDC Debt | - | - | - | 22 |
| 929: AFUDC Equity | - | - | - | 37 |
| 961: Luna A&G PNMR D&V | - | - | - | - |
| 825: Closing Addition | (9,235) | (9,746) | (10,089) | (1,751,959) |
| 825: Closing Cost of Removal | (2,118) | (2,015) | (1,912) | (175,401) |
| Project Net | (5,489) | 3,664 | 2,168 | 108,011 |

## Project No: 15200107 Line Extensions - Residential

| | BegBal-Oct27 | Oct27 | Nov27 | Dec27 | EndBal-27 | Jan28 | Feb28 | Mar28 |
|---|---|---|---|---|---|---|---|---|
| 110: Straight Time-General | 769,618 | 269 | 452 | 454 | 770,793 | 296 | 290 | 368 |
| 120: Overtime-General | 10,714 | - | - | - | 10,714 | - | - | - |
| 350: Material Issues-Major | 816,347 | 2,553 | 4,298 | 4,309 | 827,507 | 2,813 | 2,750 | 3,492 |
| 370: Outside Services | 678,518 | 3,897 | 6,560 | 6,577 | 695,552 | 4,294 | 4,198 | 5,331 |
| 374: Outside Services Legal | - | - | - | - | - | - | - | - |
| 377: Outside Svcs-Temp Labor | 1,145 | - | - | - | 1,145 | - | - | - |
| 391: Jt Proj Bill to PNM -N Lab | - | - | - | - | - | - | - | - |
| 426: Capitalized Interest | - | - | - | - | - | - | - | - |
| 610: Expenses - General | 400,314 | - | - | - | 400,314 | - | - | - |
| 805: Land and Land Rights | - | - | - | - | - | - | - | - |
| 807: Non Refundable Contrib | (1,438,409) | - | - | - | (1,438,409) | - | - | - |
| 829: Construction Adjustment | - | - | - | - | - | - | - | - |
| 903: SJ Switchyard AR-Labor | - | - | - | - | - | - | - | - |
| 904: SJ Switchyard AR-Other | - | - | - | - | - | - | - | - |
| 908: Luna AR - Labor | - | - | - | - | - | - | - | - |
| 909: Luna AR - Other | - | - | - | - | - | - | - | - |
| 913: Payroll Taxes | 59,785 | 22 | 37 | 38 | 59,882 | 24 | 24 | 30 |
| 914: Pension and Benefits | 174,472 | 51 | 86 | 86 | 174,695 | 56 | 55 | 70 |
| 915: Injuries and Damages | 102,239 | 51 | 86 | 86 | 102,462 | 56 | 55 | 70 |
| 921: Stores Load | 34,259 | 428 | 721 | 723 | 36,130 | 472 | 461 | 586 |
| 922: Minor Material Load | 63,101 | - | - | - | 63,101 | - | - | - |
| 925: E&S Loads | 240,737 | 479 | 806 | 808 | 242,831 | 528 | 516 | 655 |
| 926: A&G Loads | 122,471 | 252 | 424 | 425 | 123,572 | 260 | 254 | 323 |
| 928: AFUDC Debt | 22 | - | - | - | 22 | - | - | - |
| 929: AFUDC Equity | 37 | - | - | - | 37 | - | - | - |
| 961: Luna A&G PNMR D&V | - | - | - | - | - | - | - | - |
| 825: Closing Addition | (1,751,959) | (9,824) | (10,095) | (10,341) | (1,782,219) | (10,125) | (9,913) | (9,938) |
| 825: Closing Cost of Removal | (175,401) | (1,777) | (1,694) | (1,619) | (180,491) | (1,519) | (1,427) | (1,361) |
| Project Net | 108,011 | (3,599) | 1,682 | 1,546 | 107,640 | (2,845) | (2,737) | (374) |

**Project No:** **15200107** **Line Extensions - Residential**

| | Apr28 | May28 | Jun28 | Jul28 | Aug28 | Sep28 | EndBal-Sep28 |
|---|---|---|---|---|---|---|---|
| 110: Straight Time-General | 396 | 379 | 355 | 199 | 523 | 481 | 774,080 |
| 120: Overtime-General | - | - | - | - | - | - | 10,714 |
| 350: Material Issues-Major | 3,761 | 3,604 | 3,369 | 1,890 | 4,971 | 4,566 | 858,723 |
| 370: Outside Services | 5,740 | 5,500 | 5,142 | 2,885 | 7,587 | 6,969 | 743,198 |
| 374: Outside Services Legal | - | - | - | - | - | - | - |
| 377: Outside Svcs-Temp Labor | - | - | - | - | - | - | 1,145 |
| 391: Jt Proj Bill to PNM -N Lab | - | - | - | - | - | - | - |
| 426: Capitalized Interest | - | - | - | - | - | - | - |
| 610: Expenses - General | - | - | - | - | - | - | 400,314 |
| 805: Land and Land Rights | - | - | - | - | - | - | - |
| 807: Non Refundable Contrib | - | - | - | - | - | - | (1,438,409) |
| 829: Construction Adjustment | - | - | - | - | - | - | - |
| 903: SJ Switchyard AR-Labor | - | - | - | - | - | - | - |
| 904: SJ Switchyard AR-Other | - | - | - | - | - | - | - |
| 908: Luna AR - Labor | - | - | - | - | - | - | - |
| 909: Luna AR - Other | - | - | - | - | - | - | - |
| 913: Payroll Taxes | 33 | 31 | 29 | 16 | 43 | 40 | 60,154 |
| 914: Pension and Benefits | 75 | 72 | 67 | 38 | 99 | 91 | 175,319 |
| 915: Injuries and Damages | 75 | 72 | 67 | 38 | 99 | 91 | 103,085 |
| 921: Stores Load | 631 | 604 | 565 | 317 | 834 | 766 | 41,364 |
| 922: Minor Material Load | - | - | - | - | - | - | 63,101 |
| 925: E&S Loads | 706 | 676 | 632 | 355 | 933 | 857 | 248,688 |
| 926: A&G Loads | 347 | 333 | 311 | 175 | 459 | 422 | 126,456 |
| 928: AFUDC Debt | - | - | - | - | - | - | 22 |
| 929: AFUDC Equity | - | - | - | - | - | - | 37 |
| 961: Luna A&G PNMR D&V | - | - | - | - | - | - | - |
| 825: Closing Addition | (10,038) | (10,082) | (10,054) | (9,599) | (10,085) | (10,404) | (1,872,457) |
| 825: Closing Cost of Removal | (1,307) | (1,255) | (1,203) | (1,124) | (1,121) | (1,109) | (191,916) |
| Project Net | 419 | (66) | (719) | (4,811) | 4,342 | 2,769 | 103,619 |

**Project No:** **15200207** **Line Extensions - Commercial**

Company: 001 Electric Services
Location: 152 Ruidoso Services Dist

**Project Information**

County % Lincoln 100%

Estimated Start Date 1/1/2007

Estimated Completion Date 12/31/2032

Description

This project consists of line extensions to provide new electric service to non-residential customers or to upgrade existing non-residential customers whose electric service needs are changing or require upgrades. Line extensions consist of the installation of all physical components necessary to provide for new electric service or to upgrade existing services. These physical components include, but are not limited to, all primary wires, secondary wires, service wires, transformers, meters, equipment support structures, trenches, switchgears, and duct bank systems.

## Project No: 15200207 Line Extensions - Commercial

| | |
|---|---|
| Project Need Justification | This project is necessary to meet PNM's obligation to serve new and existing customers and provides for the installation of electric line extensions for service to new non-residential customers or to upgrade the electric service of existing customers. This obligation is required per PNM Rule 15, Electric Line Extension Policy. |

**Project No:** **15200207** **Line Extensions - Commercial**

Project Alternatives

As this project is necessary for PNM to serve new and existing customers, there are no alternatives to conducting this work. Line extension options for each new service request are evaluated individually considering many factors such as available capacity on existing lines, alternative routes, customer preferences, and right-of-way constraints. The minimum line extension per PNM Rule 15 is designed based on a balance of cost, timing, and efficiency.

**Project No:** **15200207** **Line Extensions - Commercial**

| | |
|---|---|
| Project Estimate Approach | Historical spend in this funding project was analyzed to develop this project's estimated future spend. This project's spend forecast is prepared by escalating the most recent 12-month actual spend by the expected rate of change in annual new non-residential customers from available customer growth forecasts and by escalating labor and non-labor actual spend by forecasted labor and non-labor escalation rates. |

**Project No:** **15200207** **Line Extensions - Commercial**

| | |
|---|---|
| Customer Benefit | The customer benefit from this project is electric service to non-residential buildings and facilities. |

## Project No: 15200207 Line Extensions - Commercial

| | |
|---|---|
| Primary Value Driver | Customer Delivery |
| Compliance | This project is implemented in accordance with PNM Rule 15, Electric Line Extension Policy as filed with the New Mexico Public Regulatory Commission (NMPRC) pursuant to NMPRC Rule 210. |
| Customer Delivery | The customer benefit from this project is electric service to non-residential buildings and facilities. |
| Energy Transition | |

**Project No:** **15200207** **Line Extensions - Commercial**

General Services

Reliability & Resiliency

New line extensions are designed to current PNM design standards which are created for safety, cost, and reliability efficacy. Construction of new line extensions to PNM standards helps improve overall system performance, resilience, and reliability.

Safety & Security

New line extensions are designed to current PNM design standards which incorporate safety standards such as the National Electrical Safety Code (NESC) for public and employee safety.

Technology Advancements

## Project No: 15200207 Line Extensions - Commercial

| | BegBal-Jul26 | Jul26 | Aug26 | Sep26 | Oct26 | Nov26 | Dec26 | EndBal-26 |
|---|---|---|---|---|---|---|---|---|
| 110: Straight Time-General | 436,828 | 523 | 523 | 523 | 523 | 465 | 291 | 439,675 |
| 120: Overtime-General | 7,144 | - | - | - | - | - | - | 7,144 |
| 350: Material Issues-Major | 393,203 | 4,968 | 4,968 | 4,968 | 4,968 | 4,416 | 2,760 | 420,250 |
| 370: Outside Services | 256,255 | 7,583 | 7,583 | 7,583 | 7,583 | 6,740 | 4,213 | 297,538 |
| 374: Outside Services Legal | - | - | - | - | - | - | - | - |
| 377: Outside Svcs-Temp Labor | 186 | - | - | - | 40,000 | - | - | 40,186 |
| 391: Jt Proj Bill to PNM -N Lab | - | - | - | - | - | - | - | - |
| 426: Capitalized Interest | - | - | - | - | - | - | - | - |
| 610: Expenses - General | 288,764 | - | - | - | - | - | - | 288,764 |
| 805: Land and Land Rights | - | - | - | - | - | - | - | - |
| 807: Non Refundable Contrib | (812,750) | - | - | - | - | - | - | (812,750) |
| 829: Construction Adjustment | - | - | - | - | - | - | - | - |
| 903: SJ Switchyard AR-Labor | - | - | - | - | - | - | - | - |
| 904: SJ Switchyard AR-Other | - | - | - | - | - | - | - | - |
| 908: Luna AR - Labor | - | - | - | - | - | - | - | - |
| 909: Luna AR - Other | - | - | - | - | - | - | - | - |
| 913: Payroll Taxes | 33,719 | 40 | 40 | 40 | 40 | 35 | 22 | 33,936 |
| 914: Pension and Benefits | 104,417 | 97 | 97 | 97 | 97 | 87 | 54 | 104,947 |
| 915: Injuries and Damages | 47,552 | 104 | 104 | 104 | 104 | 92 | 58 | 48,116 |
| 921: Stores Load | 18,218 | 1,132 | 1,132 | 1,132 | 1,132 | 1,006 | 629 | 24,381 |
| 922: Minor Material Load | 38,257 | - | - | - | - | - | - | 38,257 |
| 925: E&S Loads | 175,832 | 865 | 865 | 865 | 3,465 | 769 | 481 | 183,144 |
| 926: A&G Loads | 59,771 | 680 | 680 | 680 | 2,760 | 604 | 378 | 65,552 |
| 928: AFUDC Debt | 2 | - | - | - | - | - | - | 2 |
| 929: AFUDC Equity | 2 | - | - | - | - | - | - | 2 |
| 961: Luna A&G PNMR D&V | - | - | - | - | - | - | - | - |
| 825: Closing Addition | (915,727) | (118) | (266) | (412) | (972) | (1,094) | (1,166) | (919,755) |
| 825: Closing Cost of Removal | (120,602) | (152) | (162) | (172) | (212) | (220) | (224) | (121,745) |
| Project Net | 11,070 | 15,721 | 15,564 | 15,408 | 59,487 | 12,900 | 7,494 | 137,643 |

**Project No:** **15200207** **Line Extensions - Commercial**

| | BegBal-27 | Jan27 | Feb27 | Mar27 | Apr27 | May27 | Jun27 |
|---|---|---|---|---|---|---|---|
| 110: Straight Time-General | 439,675 | 317 | 571 | 571 | 634 | 571 | 571 |
| 120: Overtime-General | 7,144 | - | - | - | - | - | - |
| 350: Material Issues-Major | 420,250 | 3,012 | 5,422 | 5,422 | 6,025 | 5,422 | 5,422 |
| 370: Outside Services | 297,538 | 4,598 | 8,276 | 8,276 | 9,195 | 8,276 | 8,276 |
| 374: Outside Services Legal | - | - | - | - | - | - | - |
| 377: Outside Svcs-Temp Labor | 40,186 | - | - | - | - | - | - |
| 391: Jt Proj Bill to PNM -N Lab | - | - | - | - | - | - | - |
| 426: Capitalized Interest | - | - | - | - | - | - | - |
| 610: Expenses - General | 288,764 | - | - | - | - | - | - |
| 805: Land and Land Rights | - | - | - | - | - | - | - |
| 807: Non Refundable Contrib | (812,750) | - | - | - | - | - | - |
| 829: Construction Adjustment | - | - | - | - | - | - | - |
| 903: SJ Switchyard AR-Labor | - | - | - | - | - | - | - |
| 904: SJ Switchyard AR-Other | - | - | - | - | - | - | - |
| 908: Luna AR - Labor | - | - | - | - | - | - | - |
| 909: Luna AR - Other | - | - | - | - | - | - | - |
| 913: Payroll Taxes | 33,936 | 26 | 47 | 47 | 52 | 47 | 47 |
| 914: Pension and Benefits | 104,947 | 60 | 108 | 108 | 120 | 108 | 108 |
| 915: Injuries and Damages | 48,116 | 60 | 108 | 108 | 120 | 108 | 108 |
| 921: Stores Load | 24,381 | 505 | 909 | 909 | 1,010 | 909 | 909 |
| 922: Minor Material Load | 38,257 | - | - | - | - | - | - |
| 925: E&S Loads | 183,144 | 565 | 1,017 | 1,017 | 1,130 | 1,017 | 1,017 |
| 926: A&G Loads | 65,552 | 297 | 535 | 535 | 595 | 535 | 535 |
| 928: AFUDC Debt | 2 | - | - | - | - | - | - |
| 929: AFUDC Equity | 2 | - | - | - | - | - | - |
| 961: Luna A&G PNMR D&V | - | - | - | - | - | - | - |
| 825: Closing Addition | (919,755) | (1,242) | (1,388) | (1,532) | (1,692) | (1,833) | (1,973) |
| 825: Closing Cost of Removal | (121,745) | (229) | (238) | (248) | (258) | (268) | (277) |
| Project Net | 137,643 | 7,970 | 15,368 | 15,215 | 16,931 | 14,893 | 14,744 |

**Project No:** **15200207** **Line Extensions - Commercial**

| | Jul27 | Aug27 | Sep27 | EndBal-Sep27 |
|---|---|---|---|---|
| 110: Straight Time-General | 571 | 571 | 571 | 444,623 |
| 120: Overtime-General | - | - | - | 7,144 |
| 350: Material Issues-Major | 5,422 | 5,422 | 5,422 | 467,241 |
| 370: Outside Services | 8,276 | 8,276 | 8,276 | 369,263 |
| 374: Outside Services Legal | - | - | - | - |
| 377: Outside Svcs-Temp Labor | - | - | - | 40,186 |
| 391: Jt Proj Bill to PNM -N Lab | - | - | - | - |
| 426: Capitalized Interest | - | - | - | - |
| 610: Expenses - General | - | - | - | 288,764 |
| 805: Land and Land Rights | - | - | - | - |
| 807: Non Refundable Contrib | - | - | - | (812,750) |
| 829: Construction Adjustment | - | - | - | - |
| 903: SJ Switchyard AR-Labor | - | - | - | - |
| 904: SJ Switchyard AR-Other | - | - | - | - |
| 908: Luna AR - Labor | - | - | - | - |
| 909: Luna AR - Other | - | - | - | - |
| 913: Payroll Taxes | 47 | 47 | 47 | 34,344 |
| 914: Pension and Benefits | 108 | 108 | 108 | 105,886 |
| 915: Injuries and Damages | 108 | 108 | 108 | 49,054 |
| 921: Stores Load | 909 | 909 | 909 | 32,261 |
| 922: Minor Material Load | - | - | - | 38,257 |
| 925: E&S Loads | 1,017 | 1,017 | 1,017 | 191,960 |
| 926: A&G Loads | 535 | 535 | 535 | 70,190 |
| 928: AFUDC Debt | - | - | - | 2 |
| 929: AFUDC Equity | - | - | - | 2 |
| 961: Luna A&G PNMR D&V | - | - | - | - |
| 825: Closing Addition | (2,111) | (2,248) | (2,384) | (936,160) |
| 825: Closing Cost of Removal | (286) | (295) | (304) | (124,148) |
| Project Net | 14,597 | 14,451 | 14,306 | 266,119 |

## Project No: 15200207 Line Extensions - Commercial

| | BegBal-Oct27 | Oct27 | Nov27 | Dec27 | EndBal-27 | Jan28 | Feb28 | Mar28 |
|---|---|---|---|---|---|---|---|---|
| 110: Straight Time-General | 444,623 | 571 | 507 | 317 | 446,018 | 320 | 576 | 576 |
| 120: Overtime-General | 7,144 | - | - | - | 7,144 | - | - | - |
| 350: Material Issues-Major | 467,241 | 5,422 | 4,820 | 3,012 | 480,495 | 3,042 | 5,476 | 5,476 |
| 370: Outside Services | 369,263 | 8,276 | 7,356 | 4,598 | 389,493 | 4,644 | 8,359 | 8,359 |
| 374: Outside Services Legal | - | - | - | - | - | - | - | - |
| 377: Outside Svcs-Temp Labor | 40,186 | - | - | - | 40,186 | - | - | - |
| 391: Jt Proj Bill to PNM -N Lab | - | - | - | - | - | - | - | - |
| 426: Capitalized Interest | - | - | - | - | - | - | - | - |
| 610: Expenses - General | 288,764 | - | - | - | 288,764 | - | - | - |
| 805: Land and Land Rights | - | - | - | - | - | - | - | - |
| 807: Non Refundable Contrib | (812,750) | - | - | - | (812,750) | - | - | - |
| 829: Construction Adjustment | - | - | - | - | - | - | - | - |
| 903: SJ Switchyard AR-Labor | - | - | - | - | - | - | - | - |
| 904: SJ Switchyard AR-Other | - | - | - | - | - | - | - | - |
| 908: Luna AR - Labor | - | - | - | - | - | - | - | - |
| 909: Luna AR - Other | - | - | - | - | - | - | - | - |
| 913: Payroll Taxes | 34,344 | 47 | 42 | 26 | 34,460 | 26 | 48 | 48 |
| 914: Pension and Benefits | 105,886 | 108 | 96 | 60 | 106,151 | 61 | 109 | 109 |
| 915: Injuries and Damages | 49,054 | 108 | 96 | 60 | 49,318 | 61 | 109 | 109 |
| 921: Stores Load | 32,261 | 909 | 808 | 505 | 34,483 | 510 | 918 | 918 |
| 922: Minor Material Load | 38,257 | - | - | - | 38,257 | - | - | - |
| 925: E&S Loads | 191,960 | 1,017 | 904 | 565 | 194,447 | 571 | 1,027 | 1,027 |
| 926: A&G Loads | 70,190 | 535 | 476 | 297 | 71,498 | 281 | 506 | 506 |
| 928: AFUDC Debt | 2 | - | - | - | 2 | - | - | - |
| 929: AFUDC Equity | 2 | - | - | - | 2 | - | - | - |
| 961: Luna A&G PNMR D&V | - | - | - | - | - | - | - | - |
| 825: Closing Addition | (936,160) | (2,518) | (2,633) | (2,695) | (944,006) | (5,513) | (5,721) | (5,925) |
| 825: Closing Cost of Removal | (124,148) | (313) | (320) | (324) | (125,105) | (654) | (665) | (676) |
| Project Net | 266,119 | 14,163 | 12,151 | 6,422 | 298,856 | 3,348 | 10,742 | 10,527 |

**Project No:** **15200207** **Line Extensions - Commercial**

| | Apr28 | May28 | Jun28 | Jul28 | Aug28 | Sep28 | EndBal-Sep28 |
|---|---|---|---|---|---|---|---|
| 110: Straight Time-General | 641 | 576 | 576 | 576 | 576 | 576 | 451,011 |
| 120: Overtime-General | - | - | - | - | - | - | 7,144 |
| 350: Material Issues-Major | 6,085 | 5,476 | 5,476 | 5,476 | 5,476 | 5,476 | 527,954 |
| 370: Outside Services | 9,287 | 8,359 | 8,359 | 8,359 | 8,359 | 8,359 | 461,937 |
| 374: Outside Services Legal | - | - | - | - | - | - | - |
| 377: Outside Svcs-Temp Labor | - | - | - | - | - | - | 40,186 |
| 391: Jt Proj Bill to PNM -N Lab | - | - | - | - | - | - | - |
| 426: Capitalized Interest | - | - | - | - | - | - | - |
| 610: Expenses - General | - | - | - | - | - | - | 288,764 |
| 805: Land and Land Rights | - | - | - | - | - | - | - |
| 807: Non Refundable Contrib | - | - | - | - | - | - | (812,750) |
| 829: Construction Adjustment | - | - | - | - | - | - | - |
| 903: SJ Switchyard AR-Labor | - | - | - | - | - | - | - |
| 904: SJ Switchyard AR-Other | - | - | - | - | - | - | - |
| 908: Luna AR - Labor | - | - | - | - | - | - | - |
| 909: Luna AR - Other | - | - | - | - | - | - | - |
| 913: Payroll Taxes | 53 | 48 | 48 | 48 | 48 | 48 | 34,872 |
| 914: Pension and Benefits | 122 | 109 | 109 | 109 | 109 | 109 | 107,099 |
| 915: Injuries and Damages | 122 | 109 | 109 | 109 | 109 | 109 | 50,265 |
| 921: Stores Load | 1,020 | 918 | 918 | 918 | 918 | 918 | 42,441 |
| 922: Minor Material Load | - | - | - | - | - | - | 38,257 |
| 925: E&S Loads | 1,142 | 1,027 | 1,027 | 1,027 | 1,027 | 1,027 | 203,351 |
| 926: A&G Loads | 562 | 506 | 506 | 506 | 506 | 506 | 75,882 |
| 928: AFUDC Debt | - | - | - | - | - | - | 2 |
| 929: AFUDC Equity | - | - | - | - | - | - | 2 |
| 961: Luna A&G PNMR D&V | - | - | - | - | - | - | - |
| 825: Closing Addition | (6,161) | (6,356) | (6,548) | (6,735) | (6,919) | (7,100) | (1,000,986) |
| 825: Closing Cost of Removal | (689) | (699) | (709) | (719) | (729) | (738) | (131,385) |
| Project Net | 12,183 | 10,073 | 9,871 | 9,674 | 9,481 | 9,291 | 384,046 |

**Project No:** **15200507** **Lighting**

Company: 001 Electric Services
Location: 152 Ruidoso Services Dist

**Project Information**

County % Lincoln 100%

Estimated Start Date 1/1/2007

Estimated Completion Date 12/31/2032

Description

This project includes costs for the installation, relocation, removal or replacement of PNM owned street lighting and floodlighting and the removal or replacement of private area lighting. This work includes poles, light fixtures, wiring, and ancillary lighting equipment. The poles may be either wood or aluminum ranging in size from 30 to 45 feet. Fixtures include LED lights ranging from 25 to 300 watts. For PNM owned street lights, this will include the installation of 150 feet of service wire and the luminaire. All street lighting and floodlighting systems installed will adhere to PNM equipment standards provided in Rate Schedule 20 allowing for efficient and effective maintenance in the future.

**Project No:** **15200507 Lighting**

| | |
|---|---|
| Project Need Justification | This project provides the funds necessary to meet PNM's contractual obligations with municipal corporations and subdivisions within the state of New Mexico and service requirements allowed under the rate schedules. This project will allow PNM to install street lighting and flood lighting systems in accordance with PNM Rate Schedule 20 Integrated System Streetlighting and Flood Lighting Service – New Installations and PNM Rate Schedule 6 Private Area Lighting Service. |

**Project No:** **15200507 Lighting**

Project Alternatives

Because of these contractual obligations and requirements under the rate schedules, there are no other alternative methods for this project. Under Rate Schedule 20, customers have the option to own streetlights and pay PNM or a contractor for their installation, or to request that PNM install and own the lights. Customers may request installation of LED lights or LED operational substitutes for converting existing mercury vapor, high pressure sodium, or low pressure sodium lights. Under Rate Schedule 6 and the terms of the Agreement for Lighting Service thereunder, private lights are removed at the customer's request and at PNM's costs. PNM must honor installation requests under PNM Rate 20.

## Project No: 15200507 Lighting

| | |
|---|---|
| Project Estimate Approach | Historical spend in this funding project was analyzed to develop this project's estimated future spend. This blanket's project spend forecast is prepared by escalating the most recent 12-month actual spend by labor and non-labor escalation rates. |

**Project No:** **15200507** **Lighting**

| | |
|---|---|
| Customer Benefit | The customer benefit from this project is electric service for their streetlighting and floodlighting needs. |

## Project No: 15200507 Lighting

| | |
|---|---|
| Primary Value Driver | Compliance |
| Compliance | This project is implemented in accordance with PNM Rate Schedule 20 - Integrated System StreetLighting and Floodlighting Service, and PNM Rate Schedule 6 - Private Area Lighting Service and new installations. |
| Customer Delivery | |
| Energy Transition | |

**Project No:** **15200507** **Lighting**

General Services

Reliability & Resiliency

Safety & Security

This project includes the installation of new and replacement of damage streetlighting facilities thus supporting and restoring the public safety benefits of streetlighting and floodlighting.

Technology Advancements

## Project No: 15200507 Lighting

| | BegBal-Jul26 | Jul26 | Aug26 | Sep26 | Oct26 | Nov26 | Dec26 | EndBal-26 |
|---|---|---|---|---|---|---|---|---|
| 110: Straight Time-General | 240,690 | - | - | - | - | - | - | 240,690 |
| 120: Overtime-General | 1,346 | - | - | - | - | - | - | 1,346 |
| 350: Material Issues-Major | 241,050 | - | - | - | - | - | - | 241,050 |
| 370: Outside Services | 15,598 | - | - | - | - | - | - | 15,598 |
| 374: Outside Services Legal | - | - | - | - | - | - | - | - |
| 377: Outside Svcs-Temp Labor | - | - | - | - | - | - | - | - |
| 391: Jt Proj Bill to PNM -N Lab | - | - | - | - | - | - | - | - |
| 426: Capitalized Interest | - | - | - | - | - | - | - | - |
| 610: Expenses - General | 223,707 | - | - | - | - | - | - | 223,707 |
| 805: Land and Land Rights | - | - | - | - | - | - | - | - |
| 807: Non Refundable Contrib | (12,402) | - | - | - | - | - | - | (12,402) |
| 829: Construction Adjustment | - | - | - | - | - | - | - | - |
| 903: SJ Switchyard AR-Labor | - | - | - | - | - | - | - | - |
| 904: SJ Switchyard AR-Other | - | - | - | - | - | - | - | - |
| 908: Luna AR - Labor | - | - | - | - | - | - | - | - |
| 909: Luna AR - Other | - | - | - | - | - | - | - | - |
| 913: Payroll Taxes | 18,036 | - | - | - | - | - | - | 18,036 |
| 914: Pension and Benefits | 60,833 | - | - | - | - | - | - | 60,833 |
| 915: Injuries and Damages | 19,160 | - | - | - | - | - | - | 19,160 |
| 921: Stores Load | 14,265 | - | - | - | - | - | - | 14,265 |
| 922: Minor Material Load | 36,234 | - | - | - | - | - | - | 36,234 |
| 925: E&S Loads | 74,072 | - | - | - | - | - | - | 74,072 |
| 926: A&G Loads | 29,135 | - | - | - | - | - | - | 29,135 |
| 928: AFUDC Debt | - | - | - | - | - | - | - | - |
| 929: AFUDC Equity | - | - | - | - | - | - | - | - |
| 961: Luna A&G PNMR D&V | - | - | - | - | - | - | - | - |
| 825: Closing Addition | (664,900) | (40,458) | (31,153) | (23,988) | (18,471) | (14,222) | (10,951) | (804,144) |
| 825: Closing Cost of Removal | (120,071) | (195) | (150) | (115) | (89) | (68) | (53) | (120,741) |
| Project Net | 176,752 | (40,653) | (31,303) | (24,103) | (18,559) | (14,291) | (11,004) | 36,839 |

## Project No: 15200507 Lighting

| | BegBal-27 | Jan27 | Feb27 | Mar27 | Apr27 | May27 | Jun27 |
|---|---|---|---|---|---|---|---|
| 110: Straight Time-General | 240,690 | 152 | 213 | 182 | 188 | 168 | 103 |
| 120: Overtime-General | 1,346 | - | - | - | - | - | - |
| 350: Material Issues-Major | 241,050 | 1,445 | 2,026 | 1,727 | 1,783 | 1,600 | 975 |
| 370: Outside Services | 15,598 | 2,206 | 3,092 | 2,636 | 2,721 | 2,442 | 1,488 |
| 374: Outside Services Legal | - | - | - | - | - | - | - |
| 377: Outside Svcs-Temp Labor | - | - | - | - | - | - | - |
| 391: Jt Proj Bill to PNM -N Lab | - | - | - | - | - | - | - |
| 426: Capitalized Interest | - | - | - | - | - | - | - |
| 610: Expenses - General | 223,707 | - | - | - | - | - | - |
| 805: Land and Land Rights | - | - | - | - | - | - | - |
| 807: Non Refundable Contrib | (12,402) | - | - | - | - | - | - |
| 829: Construction Adjustment | - | - | - | - | - | - | - |
| 903: SJ Switchyard AR-Labor | - | - | - | - | - | - | - |
| 904: SJ Switchyard AR-Other | - | - | - | - | - | - | - |
| 908: Luna AR - Labor | - | - | - | - | - | - | - |
| 909: Luna AR - Other | - | - | - | - | - | - | - |
| 913: Payroll Taxes | 18,036 | 13 | 18 | 15 | 16 | 14 | 9 |
| 914: Pension and Benefits | 60,833 | 29 | 40 | 35 | 36 | 32 | 20 |
| 915: Injuries and Damages | 19,160 | 29 | 40 | 35 | 36 | 32 | 20 |
| 921: Stores Load | 14,265 | 242 | 340 | 290 | 299 | 268 | 163 |
| 922: Minor Material Load | 36,234 | - | - | - | - | - | - |
| 925: E&S Loads | 74,072 | 271 | 380 | 324 | 335 | 300 | 183 |
| 926: A&G Loads | 29,135 | 143 | 200 | 170 | 176 | 158 | 96 |
| 928: AFUDC Debt | - | - | - | - | - | - | - |
| 929: AFUDC Equity | - | - | - | - | - | - | - |
| 961: Luna A&G PNMR D&V | - | - | - | - | - | - | - |
| 825: Closing Addition | (804,144) | (9,401) | (8,597) | (7,778) | (7,184) | (6,604) | (5,739) |
| 825: Closing Cost of Removal | (120,741) | (113) | (190) | (233) | (270) | (288) | (271) |
| Project Net | 36,839 | (4,985) | (2,438) | (2,598) | (1,865) | (1,879) | (2,954) |

**Project No:** **15200507** **Lighting**

| | Jul27 | Aug27 | Sep27 | EndBal-Sep27 |
|---|---|---|---|---|
| 110: Straight Time-General | 96 | 140 | 26 | 241,958 |
| 120: Overtime-General | - | - | - | 1,346 |
| 350: Material Issues-Major | 916 | 1,333 | 250 | 253,105 |
| 370: Outside Services | 1,398 | 2,035 | 382 | 33,998 |
| 374: Outside Services Legal | - | - | - | - |
| 377: Outside Svcs-Temp Labor | - | - | - | - |
| 391: Jt Proj Bill to PNM -N Lab | - | - | - | - |
| 426: Capitalized Interest | - | - | - | - |
| 610: Expenses - General | - | - | - | 223,707 |
| 805: Land and Land Rights | - | - | - | - |
| 807: Non Refundable Contrib | - | - | - | (12,402) |
| 829: Construction Adjustment | - | - | - | - |
| 903: SJ Switchyard AR-Labor | - | - | - | - |
| 904: SJ Switchyard AR-Other | - | - | - | - |
| 908: Luna AR - Labor | - | - | - | - |
| 909: Luna AR - Other | - | - | - | - |
| 913: Payroll Taxes | 8 | 12 | 2 | 18,141 |
| 914: Pension and Benefits | 18 | 27 | 5 | 61,074 |
| 915: Injuries and Damages | 18 | 27 | 5 | 19,400 |
| 921: Stores Load | 154 | 224 | 42 | 16,287 |
| 922: Minor Material Load | - | - | - | 36,234 |
| 925: E&S Loads | 172 | 250 | 47 | 76,333 |
| 926: A&G Loads | 90 | 132 | 25 | 30,325 |
| 928: AFUDC Debt | - | - | - | - |
| 929: AFUDC Equity | - | - | - | - |
| 961: Luna A&G PNMR D&V | - | - | - | - |
| 825: Closing Addition | (5,033) | (4,769) | (3,840) | (863,088) |
| 825: Closing Cost of Removal | (255) | (264) | (216) | (122,840) |
| Project Net | (2,418) | (855) | (3,272) | 13,577 |

## Project No: 15200507 Lighting

| | BegBal-Oct27 | Oct27 | Nov27 | Dec27 | EndBal-27 | Jan28 | Feb28 | Mar28 |
|---|---|---|---|---|---|---|---|---|
| 110: Straight Time-General | 241,958 | 239 | 247 | 49 | 242,493 | 154 | 215 | 184 |
| 120: Overtime-General | 1,346 | - | - | - | 1,346 | - | - | - |
| 350: Material Issues-Major | 253,105 | 2,268 | 2,349 | 465 | 258,187 | 1,459 | 2,046 | 1,744 |
| 370: Outside Services | 33,998 | 3,461 | 3,585 | 710 | 41,754 | 2,228 | 3,123 | 2,663 |
| 374: Outside Services Legal | - | - | - | - | - | - | - | - |
| 377: Outside Svcs-Temp Labor | - | - | - | - | - | - | - | - |
| 391: Jt Proj Bill to PNM -N Lab | - | - | - | - | - | - | - | - |
| 426: Capitalized Interest | - | - | - | - | - | - | - | - |
| 610: Expenses - General | 223,707 | - | - | - | 223,707 | - | - | - |
| 805: Land and Land Rights | - | - | - | - | - | - | - | - |
| 807: Non Refundable Contrib | (12,402) | - | - | - | (12,402) | - | - | - |
| 829: Construction Adjustment | - | - | - | - | - | - | - | - |
| 903: SJ Switchyard AR-Labor | - | - | - | - | - | - | - | - |
| 904: SJ Switchyard AR-Other | - | - | - | - | - | - | - | - |
| 908: Luna AR - Labor | - | - | - | - | - | - | - | - |
| 909: Luna AR - Other | - | - | - | - | - | - | - | - |
| 913: Payroll Taxes | 18,141 | 20 | 20 | 4 | 18,185 | 13 | 18 | 15 |
| 914: Pension and Benefits | 61,074 | 45 | 47 | 9 | 61,176 | 29 | 41 | 35 |
| 915: Injuries and Damages | 19,400 | 45 | 47 | 9 | 19,502 | 29 | 41 | 35 |
| 921: Stores Load | 16,287 | 380 | 394 | 78 | 17,139 | 245 | 343 | 292 |
| 922: Minor Material Load | 36,234 | - | - | - | 36,234 | - | - | - |
| 925: E&S Loads | 76,333 | 425 | 441 | 87 | 77,287 | 274 | 384 | 327 |
| 926: A&G Loads | 30,325 | 224 | 232 | 46 | 30,826 | 135 | 189 | 161 |
| 928: AFUDC Debt | - | - | - | - | - | - | - | - |
| 929: AFUDC Equity | - | - | - | - | - | - | - | - |
| 961: Luna A&G PNMR D&V | - | - | - | - | - | - | - | - |
| 825: Closing Addition | (863,088) | (4,477) | (5,022) | (4,179) | (876,766) | (4,194) | (4,598) | (4,708) |
| 825: Closing Cost of Removal | (122,840) | (280) | (334) | (281) | (123,736) | (290) | (326) | (339) |
| Project Net | 13,577 | 2,351 | 2,005 | (3,002) | 14,930 | 81 | 1,475 | 410 |

## Project No: 15200507 Lighting

| | Apr28 | May28 | Jun28 | Jul28 | Aug28 | Sep28 | EndBal-Sep28 |
|---|---|---|---|---|---|---|---|
| 110: Straight Time-General | 190 | 170 | 104 | 97 | 142 | 27 | 243,776 |
| 120: Overtime-General | - | - | - | - | - | - | 1,346 |
| 350: Material Issues-Major | 1,800 | 1,616 | 985 | 925 | 1,346 | 253 | 270,361 |
| 370: Outside Services | 2,748 | 2,466 | 1,503 | 1,412 | 2,055 | 386 | 60,338 |
| 374: Outside Services Legal | - | - | - | - | - | - | - |
| 377: Outside Svcs-Temp Labor | - | - | - | - | - | - | - |
| 391: Jt Proj Bill to PNM -N Lab | - | - | - | - | - | - | - |
| 426: Capitalized Interest | - | - | - | - | - | - | - |
| 610: Expenses - General | - | - | - | - | - | - | 223,707 |
| 805: Land and Land Rights | - | - | - | - | - | - | - |
| 807: Non Refundable Contrib | - | - | - | - | - | - | (12,402) |
| 829: Construction Adjustment | - | - | - | - | - | - | - |
| 903: SJ Switchyard AR-Labor | - | - | - | - | - | - | - |
| 904: SJ Switchyard AR-Other | - | - | - | - | - | - | - |
| 908: Luna AR - Labor | - | - | - | - | - | - | - |
| 909: Luna AR - Other | - | - | - | - | - | - | - |
| 913: Payroll Taxes | 16 | 14 | 9 | 8 | 12 | 2 | 18,291 |
| 914: Pension and Benefits | 36 | 32 | 20 | 18 | 27 | 5 | 61,419 |
| 915: Injuries and Damages | 36 | 32 | 20 | 18 | 27 | 5 | 19,745 |
| 921: Stores Load | 302 | 271 | 165 | 155 | 226 | 42 | 19,180 |
| 922: Minor Material Load | - | - | - | - | - | - | 36,234 |
| 925: E&S Loads | 338 | 303 | 185 | 174 | 253 | 47 | 79,571 |
| 926: A&G Loads | 166 | 149 | 91 | 85 | 124 | 23 | 31,951 |
| 928: AFUDC Debt | - | - | - | - | - | - | - |
| 929: AFUDC Equity | - | - | - | - | - | - | - |
| 961: Luna A&G PNMR D&V | - | - | - | - | - | - | - |
| 825: Closing Addition | (4,830) | (4,800) | (4,355) | (3,972) | (3,959) | (3,218) | (915,400) |
| 825: Closing Cost of Removal | (352) | (352) | (321) | (294) | (294) | (239) | (126,543) |
| Project Net | 450 | (98) | (1,595) | (1,373) | (42) | (2,665) | 11,574 |

**Project No:** **15200807** **Services**

Company: 001 Electric Services
Location: 152 Ruidoso Services Dist

**Project Information** County % Lincoln 100%

Estimated Start Date 1/1/2007

Estimated Completion Date 12/31/2032

Description

This project covers the expenses for the installation, connection, and in the case of service retirement, disconnection and removal, of PNM customer access or "services" in Lincoln County. Services include overhead and underground conductors connecting the PNM distribution system to the customer. Materials to be purchased include overhead and underground service wires and associated connecting or terminating equipment.

## Project No: 15200807 Services

Project Need Justification

PNM receives approximately 11,500 customer requests for services related work each year statewide. The majority of these requests are located in the Metro Albuquerque area (70%). Approximately 15% of these applications are for customers in southern New Mexico, including Lincoln County. As an example, these requests include upgrades for residential electrical panels from 100 to 200 A to accommodate heating or cooling systems or rooftop solar. They can include the addition of a garage, shop or RV connection separate from the primary house meter. Additionally, they can include new residential home or commercial construction where a line extension is not needed.

PNM is obligated to serve customers within its service territory. PNM and the customers' service cost responsibilities are defined within PNM's Rules and Regulations, specifically Rules 15, 16, and 18 filed with the New Mexico Public Regulatory Commission (NMPRC) pursuant to NMPRC Rule 210. This project covers the expenses associated with labor, materials, outside services (contractors), and transportation required for PNM to meet its obligation to serve customers by either connecting or disconnecting electrical service to customer facilities.

**Project No:** **15200807** **Services**

Project Alternatives

1. Do nothing. PNM would not provide installation, connection, or disconnection services and would be in conflict with the Rules and Regulations, specifically Rules 15, 16, and 18 filed with the New Mexico Public Regulatory Commission (NMPRC) pursuant to NMPRC Rule 210. Customers would have little to no options for connection or disconnection.
2. If a customer prefers a more expensive connection to PNM's distribution network (e.g., if a residential customer in an area served by overhead lines prefers an underground service) the customer must provide the service wires per PNM rules and is response for covering a portion of the increased costs

## Project No: 15200807 Services

Project Estimate Approach

Since the amount, length, and types of services to be installed each year is unknown at the time of budget preparation, the budget is estimated by applying escalation factors to historical spend for similar activities. The initial budget for this project was developed by cost escalation factors to the most recent 12-month actual spend. An adjustment was made to the actual spend to account for expected cost increases for a planned change in the installation practice for residential underground services from direct buried wired to installation of service wire in conduit. Labor and non-labor cost components are escalated using customary annual expected cost increase percentages supplied by PNM Budget.

In 2025, the average cost per energization was approximately $2,200.

**Project No:** **15200807 Services**

Customer Benefit

This project provides funding for customers' services and connections enabling power delivery to customers. PNM recovers the cost for customers who request service upgrades that do not require a line extension to cover the labor, materials and contractor installation expenses required for PNM to safely and timely energize their project. PNM works closely with customers and their contractors to maintain consistent communication with customers regarding their project status and needs. All of these benefits are provided to customers and recovered through rate base.

After their project is completed, customers and their contractors receive a survey asking for feedback and to rate their satisfaction with the services delivered by PNM. In 2025, the average customer satisfaction rating was 4.0 out of 5 indicating customers are satisfied with their service.

## Project No: 15200807 Services

| | |
|---|---|
| Primary Value Driver | Customer Delivery |
| Compliance | Enables PNM's compliance with Rules and Regulations, specifically Rules 15, 16, and 18 with the New Mexico Public Regulatory Commission (NMPRC) pursuant to NMPRC Rule 210. |
| Customer Delivery | This project provides funding for customers' services and connections enabling power delivery to customers. PNM recovers the cost for customers who request service upgrades that do not require a line extension to cover the labor, materials and contractor installation expenses required for PNM to safely and timely energize their project. PNM works closely with customers and their contractors to maintain consistent communication with customers regarding their project status and needs. All of these benefits are provided to customers and recovered through rate base.<br><br>After their project is completed, customers and their contractors receive a survey asking for feedback and to rate their satisfaction with the services delivered by PNM. For the second half of 2023, the average customer satisfaction rating was 3.8 out of 5 indicating customers are satisfied with their service. |
| Energy Transition | |

**Project No:** **15200807** **Services**

General Services

Reliability & Resiliency

Safety & Security

Technology Advancements

## Project No: 15200807 Services

| | BegBal-Jul26 | Jul26 | Aug26 | Sep26 | Oct26 | Nov26 | Dec26 | EndBal-26 |
|---|---|---|---|---|---|---|---|---|
| 110: Straight Time-General | 1,424,824 | 22 | 24 | 20 | 25 | 20 | 21 | 1,424,956 |
| 120: Overtime-General | 11,008 | - | - | - | - | - | - | 11,008 |
| 350: Material Issues-Major | 354,690 | 209 | 227 | 195 | 238 | 186 | 198 | 355,943 |
| 370: Outside Services | 151,176 | 319 | 347 | 297 | 364 | 284 | 303 | 153,089 |
| 374: Outside Services Legal | - | - | - | - | - | - | - | - |
| 377: Outside Svcs-Temp Labor | - | - | - | - | 1,387 | - | - | 1,387 |
| 391: Jt Proj Bill to PNM -N Lab | - | - | - | - | - | - | - | - |
| 426: Capitalized Interest | - | - | - | - | - | - | - | - |
| 610: Expenses - General | 917,823 | - | - | - | - | - | - | 917,823 |
| 805: Land and Land Rights | - | - | - | - | - | - | - | - |
| 807: Non Refundable Contrib | (965) | - | - | - | - | - | - | (965) |
| 829: Construction Adjustment | - | - | - | - | - | - | - | - |
| 903: SJ Switchyard AR-Labor | - | - | - | - | - | - | - | - |
| 904: SJ Switchyard AR-Other | - | - | - | - | - | - | - | - |
| 908: Luna AR - Labor | - | - | - | - | - | - | - | - |
| 909: Luna AR - Other | - | - | - | - | - | - | - | - |
| 913: Payroll Taxes | 109,741 | 2 | 2 | 2 | 2 | 1 | 2 | 109,751 |
| 914: Pension and Benefits | 331,555 | 4 | 4 | 4 | 5 | 4 | 4 | 331,580 |
| 915: Injuries and Damages | 169,792 | 4 | 5 | 4 | 5 | 4 | 4 | 169,818 |
| 921: Stores Load | 11,504 | 48 | 52 | 44 | 54 | 42 | 45 | 11,790 |
| 922: Minor Material Load | 20,789 | - | - | - | - | - | - | 20,789 |
| 925: E&S Loads | 300,198 | 36 | 40 | 34 | 132 | 32 | 35 | 300,507 |
| 926: A&G Loads | 116,836 | 29 | 31 | 27 | 105 | 25 | 27 | 117,080 |
| 928: AFUDC Debt | 12,706 | - | - | - | - | - | - | 12,706 |
| 929: AFUDC Equity | 2,916 | - | - | - | - | - | - | 2,916 |
| 961: Luna A&G PNMR D&V | - | - | - | - | - | - | - | - |
| 825: Closing Addition | (3,164,723) | (102,207) | - | - | (3,417) | - | (1,151) | (3,271,498) |
| 825: Closing Cost of Removal | (631,020) | (37,314) | - | - | (257) | - | (87) | (668,678) |
| Project Net | 138,850 | (138,850) | 732 | 627 | (1,358) | 600 | (600) | - |

**Project No:** **15200807** **Services**

| | BegBal-27 | Jan27 | Feb27 | Mar27 | Apr27 | May27 | Jun27 |
|---|---|---|---|---|---|---|---|
| 110: Straight Time-General | 1,424,956 | 522 | 589 | 768 | 791 | 623 | 738 |
| 120: Overtime-General | 11,008 | - | - | - | - | - | - |
| 350: Material Issues-Major | 355,943 | 4,956 | 5,599 | 7,298 | 7,514 | 5,923 | 7,008 |
| 370: Outside Services | 153,089 | 7,564 | 8,546 | 11,139 | 11,469 | 9,041 | 10,697 |
| 374: Outside Services Legal | - | - | - | - | - | - | - |
| 377: Outside Svcs-Temp Labor | 1,387 | - | - | - | - | - | - |
| 391: Jt Proj Bill to PNM -N Lab | - | - | - | - | - | - | - |
| 426: Capitalized Interest | - | - | - | - | - | - | - |
| 610: Expenses - General | 917,823 | - | - | - | - | - | - |
| 805: Land and Land Rights | - | - | - | - | - | - | - |
| 807: Non Refundable Contrib | (965) | - | - | - | - | - | - |
| 829: Construction Adjustment | - | - | - | - | - | - | - |
| 903: SJ Switchyard AR-Labor | - | - | - | - | - | - | - |
| 904: SJ Switchyard AR-Other | - | - | - | - | - | - | - |
| 908: Luna AR - Labor | - | - | - | - | - | - | - |
| 909: Luna AR - Other | - | - | - | - | - | - | - |
| 913: Payroll Taxes | 109,751 | 43 | 49 | 63 | 65 | 51 | 61 |
| 914: Pension and Benefits | 331,580 | 99 | 112 | 146 | 150 | 118 | 140 |
| 915: Injuries and Damages | 169,818 | 99 | 112 | 146 | 150 | 118 | 140 |
| 921: Stores Load | 11,790 | 831 | 939 | 1,224 | 1,260 | 993 | 1,175 |
| 922: Minor Material Load | 20,789 | - | - | - | - | - | - |
| 925: E&S Loads | 300,507 | 930 | 1,050 | 1,369 | 1,410 | 1,111 | 1,315 |
| 926: A&G Loads | 117,080 | 489 | 553 | 720 | 742 | 585 | 692 |
| 928: AFUDC Debt | 12,706 | - | - | - | - | - | - |
| 929: AFUDC Equity | 2,916 | - | - | - | - | - | - |
| 961: Luna A&G PNMR D&V | - | - | - | - | - | - | - |
| 825: Closing Addition | (3,271,498) | - | - | - | (73,940) | - | - |
| 825: Closing Cost of Removal | (668,678) | - | - | - | (5,565) | - | - |
| Project Net | - | 15,533 | 17,548 | 22,873 | (55,954) | 18,564 | 21,966 |

**Project No:** **15200807** **Services**

| | Jul27 | Aug27 | Sep27 | EndBal-Sep27 |
|---|---|---|---|---|
| 110: Straight Time-General | 689 | 751 | 643 | 1,431,070 |
| 120: Overtime-General | - | - | - | 11,008 |
| 350: Material Issues-Major | 6,550 | 7,132 | 6,110 | 414,033 |
| 370: Outside Services | 9,997 | 10,886 | 9,326 | 241,754 |
| 374: Outside Services Legal | - | - | - | - |
| 377: Outside Svcs-Temp Labor | - | - | - | 1,387 |
| 391: Jt Proj Bill to PNM -N Lab | - | - | - | - |
| 426: Capitalized Interest | - | - | - | - |
| 610: Expenses - General | - | - | - | 917,823 |
| 805: Land and Land Rights | - | - | - | - |
| 807: Non Refundable Contrib | - | - | - | (965) |
| 829: Construction Adjustment | - | - | - | - |
| 903: SJ Switchyard AR-Labor | - | - | - | - |
| 904: SJ Switchyard AR-Other | - | - | - | - |
| 908: Luna AR - Labor | - | - | - | - |
| 909: Luna AR - Other | - | - | - | - |
| 913: Payroll Taxes | 57 | 62 | 53 | 110,256 |
| 914: Pension and Benefits | 131 | 143 | 122 | 332,741 |
| 915: Injuries and Damages | 131 | 142 | 122 | 170,977 |
| 921: Stores Load | 1,098 | 1,196 | 1,025 | 21,530 |
| 922: Minor Material Load | - | - | - | 20,789 |
| 925: E&S Loads | 1,229 | 1,338 | 1,146 | 311,405 |
| 926: A&G Loads | 646 | 704 | 603 | 122,813 |
| 928: AFUDC Debt | - | - | - | 12,706 |
| 929: AFUDC Equity | - | - | - | 2,916 |
| 961: Luna A&G PNMR D&V | - | - | - | - |
| 825: Closing Addition | (56,783) | - | - | (3,402,221) |
| 825: Closing Cost of Removal | (4,274) | - | - | (678,518) |
| Project Net | (40,529) | 22,354 | 19,150 | 41,504 |

## Project No: 15200807 Services

| | BegBal-Oct27 | Oct27 | Nov27 | Dec27 | EndBal-27 | Jan28 | Feb28 | Mar28 |
|---|---|---|---|---|---|---|---|---|
| 110: Straight Time-General | 1,431,070 | 787 | 615 | 655 | 1,433,127 | 527 | 595 | 776 |
| 120: Overtime-General | 11,008 | - | - | - | 11,008 | - | - | - |
| 350: Material Issues-Major | 414,033 | 7,475 | 5,846 | 6,225 | 433,579 | 5,005 | 5,655 | 7,371 |
| 370: Outside Services | 241,754 | 11,409 | 8,922 | 9,501 | 271,586 | 7,640 | 8,631 | 11,250 |
| 374: Outside Services Legal | - | - | - | - | - | - | - | - |
| 377: Outside Svcs-Temp Labor | 1,387 | - | - | - | 1,387 | - | - | - |
| 391: Jt Proj Bill to PNM -N Lab | - | - | - | - | - | - | - | - |
| 426: Capitalized Interest | - | - | - | - | - | - | - | - |
| 610: Expenses - General | 917,823 | - | - | - | 917,823 | - | - | - |
| 805: Land and Land Rights | - | - | - | - | - | - | - | - |
| 807: Non Refundable Contrib | (965) | - | - | - | (965) | - | - | - |
| 829: Construction Adjustment | - | - | - | - | - | - | - | - |
| 903: SJ Switchyard AR-Labor | - | - | - | - | - | - | - | - |
| 904: SJ Switchyard AR-Other | - | - | - | - | - | - | - | - |
| 908: Luna AR - Labor | - | - | - | - | - | - | - | - |
| 909: Luna AR - Other | - | - | - | - | - | - | - | - |
| 913: Payroll Taxes | 110,256 | 65 | 51 | 54 | 110,426 | 44 | 49 | 64 |
| 914: Pension and Benefits | 332,741 | 149 | 117 | 124 | 333,132 | 100 | 113 | 147 |
| 915: Injuries and Damages | 170,977 | 149 | 117 | 124 | 171,367 | 100 | 113 | 147 |
| 921: Stores Load | 21,530 | 1,253 | 980 | 1,044 | 24,808 | 839 | 948 | 1,236 |
| 922: Minor Material Load | 20,789 | - | - | - | 20,789 | - | - | - |
| 925: E&S Loads | 311,405 | 1,402 | 1,097 | 1,168 | 315,072 | 939 | 1,061 | 1,383 |
| 926: A&G Loads | 122,813 | 738 | 577 | 614 | 124,741 | 462 | 522 | 681 |
| 928: AFUDC Debt | 12,706 | - | - | - | 12,706 | - | - | - |
| 929: AFUDC Equity | 2,916 | - | - | - | 2,916 | - | - | - |
| 961: Luna A&G PNMR D&V | - | - | - | - | - | - | - | - |
| 825: Closing Addition | (3,402,221) | (60,387) | - | (35,183) | (3,497,790) | - | - | - |
| 825: Closing Cost of Removal | (678,518) | (4,545) | - | (2,648) | (685,711) | - | - | - |
| Project Net | 41,504 | (41,504) | 18,321 | (18,321) | - | 15,656 | 17,687 | 23,055 |

**Project No:** **15200807** **Services**

| | Apr28 | May28 | Jun28 | Jul28 | Aug28 | Sep28 | EndBal-Sep28 |
|---|---|---|---|---|---|---|---|
| 110: Straight Time-General | 799 | 630 | 745 | 696 | 758 | 650 | 1,439,303 |
| 120: Overtime-General | - | - | - | - | - | - | 11,008 |
| 350: Material Issues-Major | 7,589 | 5,982 | 7,078 | 6,615 | 7,203 | 6,171 | 492,248 |
| 370: Outside Services | 11,584 | 9,131 | 10,804 | 10,097 | 10,995 | 9,419 | 361,137 |
| 374: Outside Services Legal | - | - | - | - | - | - | - |
| 377: Outside Svcs-Temp Labor | - | - | - | - | - | - | 1,387 |
| 391: Jt Proj Bill to PNM -N Lab | - | - | - | - | - | - | - |
| 426: Capitalized Interest | - | - | - | - | - | - | - |
| 610: Expenses - General | - | - | - | - | - | - | 917,823 |
| 805: Land and Land Rights | - | - | - | - | - | - | - |
| 807: Non Refundable Contrib | - | - | - | - | - | - | (965) |
| 829: Construction Adjustment | - | - | - | - | - | - | - |
| 903: SJ Switchyard AR-Labor | - | - | - | - | - | - | - |
| 904: SJ Switchyard AR-Other | - | - | - | - | - | - | - |
| 908: Luna AR - Labor | - | - | - | - | - | - | - |
| 909: Luna AR - Other | - | - | - | - | - | - | - |
| 913: Payroll Taxes | 66 | 52 | 62 | 57 | 63 | 54 | 110,936 |
| 914: Pension and Benefits | 152 | 120 | 141 | 132 | 144 | 123 | 334,304 |
| 915: Injuries and Damages | 151 | 119 | 141 | 132 | 144 | 123 | 172,538 |
| 921: Stores Load | 1,273 | 1,003 | 1,187 | 1,109 | 1,208 | 1,035 | 34,645 |
| 922: Minor Material Load | - | - | - | - | - | - | 20,789 |
| 925: E&S Loads | 1,424 | 1,122 | 1,328 | 1,241 | 1,351 | 1,158 | 326,080 |
| 926: A&G Loads | 701 | 553 | 654 | 611 | 665 | 570 | 130,161 |
| 928: AFUDC Debt | - | - | - | - | - | - | 12,706 |
| 929: AFUDC Equity | - | - | - | - | - | - | 2,916 |
| 961: Luna A&G PNMR D&V | - | - | - | - | - | - | - |
| 825: Closing Addition | (74,528) | - | - | (57,235) | - | - | (3,629,553) |
| 825: Closing Cost of Removal | (5,610) | - | - | (4,308) | - | - | (695,629) |
| Project Net | (56,399) | 18,712 | 22,140 | (40,852) | 22,531 | 19,303 | 41,834 |

**Project No:** **15200907** **Transformers**

Company: 001 Electric Services
Location: 152 Ruidoso Services Dist

**Project Information**

County % Lincoln 100%

Estimated Start Date 1/1/2007

Estimated Completion Date 12/31/2032

Description

This project involves the purchase and installation of distribution transformers to ensure voltage levels are maintained within usual and customary ranges usable by customers (i.e., 120 volts for most residential customers and up to 13,800 volts for some commercial or industrial customers).

**Project No:** **15200907 Transformers**

Project Need Justification

PNM is obligated to provide equitable service to new and existing customers. If new or increased load impacts voltages on the existing distribution system, PNM is responsible for addressing this issue to provide equitable service to all customers. This project is needed to ensure PNM has a sufficient number of transformers to meet its obligation to meet the demand of customers. Failure to procure enough transformers would jeopardize PNM's ability to meet the demands of its customers and could impact reliability on the distribution system.

**Project No:** **15200907 Transformers**

Project Alternatives

As PNM has an obligation to serve its customers, not procuring additional transformers is not an option.
This project is necessary to meet new or growing customer needs. Consideration will be given to deciding between serving new customers from existing transformers or installing new transformers to meet voltage and load demands.

**Project No:** **15200907 Transformers**

| | |
|---|---|
| Project Estimate Approach | Estimates are based on recent historical costs of transformers coupled with labor costs for the installation or replacement of transformers. The initial budget for this project was developed by applying labor and non-labor cost escalation factors based on the most recent 12-month actual spend. |

**Project No:** **15200907 Transformers**

| | |
|---|---|
| Customer Benefit | Ensuring PNM has an adequate supply of transformers is necessary to provide safe and reliable to service to meet the demand of new and existing customers. |

## Project No: 15200907 Transformers

| | |
|---|---|
| Primary Value Driver | Customer Delivery |
| Compliance | This project ensures PNM's continued compliance with Rule 15 of the New Mexico Public Regulatory Commission (NMPRC) pursuant to NMPRC Rule 210. |
| Customer Delivery | Ensuring PNM has an adequate supply of transformers is necessary to provide safe and reliable to service to meet the demand of new and existing customers. |
| Energy Transition | |

**Project No:** **15200907** **Transformers**

General Services

Reliability & Resiliency

Safety & Security

Technology Advancements

## Project No: 15200907 Transformers

| | BegBal-Jul26 | Jul26 | Aug26 | Sep26 | Oct26 | Nov26 | Dec26 | EndBal-26 |
|---|---|---|---|---|---|---|---|---|
| 110: Straight Time-General | 188,623 | 776 | 947 | 705 | 792 | 808 | 600 | 193,250 |
| 120: Overtime-General | 29,479 | - | - | - | - | - | - | 29,479 |
| 350: Material Issues-Major | 3,402,401 | 7,369 | 8,995 | 6,696 | 7,520 | 7,681 | 5,701 | 3,446,363 |
| 370: Outside Services | 86,172 | 11,248 | 13,730 | 10,220 | 11,477 | 11,723 | 8,702 | 153,273 |
| 374: Outside Services Legal | - | - | - | - | - | - | - | - |
| 377: Outside Svcs-Temp Labor | - | - | - | - | - | - | - | - |
| 391: Jt Proj Bill to PNM -N Lab | - | - | - | - | - | - | - | - |
| 426: Capitalized Interest | - | - | - | - | - | - | - | - |
| 610: Expenses - General | 184,421 | - | - | - | - | - | - | 184,421 |
| 805: Land and Land Rights | - | - | - | - | - | - | - | - |
| 807: Non Refundable Contrib | (17,803) | - | - | - | - | - | - | (17,803) |
| 829: Construction Adjustment | - | - | - | - | - | - | - | - |
| 903: SJ Switchyard AR-Labor | - | - | - | - | - | - | - | - |
| 904: SJ Switchyard AR-Other | - | - | - | - | - | - | - | - |
| 908: Luna AR - Labor | - | - | - | - | - | - | - | - |
| 909: Luna AR - Other | - | - | - | - | - | - | - | - |
| 913: Payroll Taxes | 16,321 | 59 | 72 | 54 | 60 | 62 | 46 | 16,673 |
| 914: Pension and Benefits | 53,697 | 144 | 176 | 131 | 147 | 150 | 112 | 54,558 |
| 915: Injuries and Damages | 19,656 | 154 | 187 | 140 | 157 | 160 | 119 | 20,573 |
| 921: Stores Load | 71,782 | 1,679 | 2,050 | 1,526 | 1,714 | 1,750 | 1,299 | 81,800 |
| 922: Minor Material Load | 4,337 | - | - | - | - | - | - | 4,337 |
| 925: E&S Loads | 420,628 | 1,284 | 1,567 | 1,166 | 1,310 | 1,338 | 993 | 428,287 |
| 926: A&G Loads | 202,590 | 1,008 | 1,231 | 916 | 1,029 | 1,051 | 780 | 208,605 |
| 928: AFUDC Debt | 29 | - | - | - | - | - | - | 29 |
| 929: AFUDC Equity | 64 | - | - | - | - | - | - | 64 |
| 961: Luna A&G PNMR D&V | - | - | - | - | - | - | - | - |
| 825: Closing Addition | (4,470,690) | (10,135) | (13,494) | (14,804) | (16,346) | (17,675) | (17,554) | (4,560,698) |
| 825: Closing Cost of Removal | (159,584) | (1,034) | (1,232) | (1,288) | (1,369) | (1,441) | (1,410) | (167,358) |
| Project Net | 32,123 | 12,553 | 14,230 | 5,462 | 6,490 | 5,607 | (611) | 75,854 |

**Project No:** **15200907** **Transformers**

| | BegBal-27 | Jan27 | Feb27 | Mar27 | Apr27 | May27 | Jun27 |
|---|---|---|---|---|---|---|---|
| 110: Straight Time-General | 193,250 | 563 | 562 | 504 | 783 | 919 | 751 |
| 120: Overtime-General | 29,479 | - | - | - | - | - | - |
| 350: Material Issues-Major | 3,446,363 | 5,350 | 5,336 | 4,791 | 7,438 | 8,726 | 7,135 |
| 370: Outside Services | 153,273 | 8,166 | 8,145 | 7,313 | 11,353 | 13,319 | 10,890 |
| 374: Outside Services Legal | - | - | - | - | - | - | - |
| 377: Outside Svcs-Temp Labor | - | - | - | - | - | - | - |
| 391: Jt Proj Bill to PNM -N Lab | - | - | - | - | - | - | - |
| 426: Capitalized Interest | - | - | - | - | - | - | - |
| 610: Expenses - General | 184,421 | - | - | - | - | - | - |
| 805: Land and Land Rights | - | - | - | - | - | - | - |
| 807: Non Refundable Contrib | (17,803) | - | - | - | - | - | - |
| 829: Construction Adjustment | - | - | - | - | - | - | - |
| 903: SJ Switchyard AR-Labor | - | - | - | - | - | - | - |
| 904: SJ Switchyard AR-Other | - | - | - | - | - | - | - |
| 908: Luna AR - Labor | - | - | - | - | - | - | - |
| 909: Luna AR - Other | - | - | - | - | - | - | - |
| 913: Payroll Taxes | 16,673 | 47 | 46 | 42 | 65 | 76 | 62 |
| 914: Pension and Benefits | 54,558 | 107 | 107 | 96 | 149 | 175 | 143 |
| 915: Injuries and Damages | 20,573 | 107 | 107 | 96 | 148 | 174 | 142 |
| 921: Stores Load | 81,800 | 897 | 895 | 803 | 1,247 | 1,463 | 1,196 |
| 922: Minor Material Load | 4,337 | - | - | - | - | - | - |
| 925: E&S Loads | 428,287 | 1,004 | 1,001 | 899 | 1,396 | 1,637 | 1,339 |
| 926: A&G Loads | 208,605 | 528 | 527 | 473 | 734 | 861 | 704 |
| 928: AFUDC Debt | 29 | - | - | - | - | - | - |
| 929: AFUDC Equity | 64 | - | - | - | - | - | - |
| 961: Luna A&G PNMR D&V | - | - | - | - | - | - | - |
| 825: Closing Addition | (4,560,698) | (17,162) | (16,840) | (16,265) | (17,348) | (18,966) | (19,332) |
| 825: Closing Cost of Removal | (167,358) | (1,363) | (1,324) | (1,270) | (1,342) | (1,457) | (1,478) |
| Project Net | 75,854 | (1,757) | (1,439) | (2,519) | 4,622 | 6,928 | 1,552 |

**Project No:** **15200907** **Transformers**

| | Jul27 | Aug27 | Sep27 | EndBal-Sep27 |
|---|---|---|---|---|
| 110: Straight Time-General | 827 | 1,010 | 752 | 199,921 |
| 120: Overtime-General | - | - | - | 29,479 |
| 350: Material Issues-Major | 7,861 | 9,595 | 7,142 | 3,509,737 |
| 370: Outside Services | 11,998 | 14,645 | 10,902 | 250,004 |
| 374: Outside Services Legal | - | - | - | - |
| 377: Outside Svcs-Temp Labor | - | - | - | - |
| 391: Jt Proj Bill to PNM -N Lab | - | - | - | - |
| 426: Capitalized Interest | - | - | - | - |
| 610: Expenses - General | - | - | - | 184,421 |
| 805: Land and Land Rights | - | - | - | - |
| 807: Non Refundable Contrib | - | - | - | (17,803) |
| 829: Construction Adjustment | - | - | - | - |
| 903: SJ Switchyard AR-Labor | - | - | - | - |
| 904: SJ Switchyard AR-Other | - | - | - | - |
| 908: Luna AR - Labor | - | - | - | - |
| 909: Luna AR - Other | - | - | - | - |
| 913: Payroll Taxes | 68 | 83 | 62 | 17,224 |
| 914: Pension and Benefits | 157 | 192 | 143 | 55,825 |
| 915: Injuries and Damages | 157 | 192 | 143 | 21,837 |
| 921: Stores Load | 1,318 | 1,609 | 1,198 | 92,427 |
| 922: Minor Material Load | - | - | - | 4,337 |
| 925: E&S Loads | 1,475 | 1,800 | 1,340 | 440,177 |
| 926: A&G Loads | 776 | 947 | 705 | 214,860 |
| 928: AFUDC Debt | - | - | - | 29 |
| 929: AFUDC Equity | - | - | - | 64 |
| 961: Luna A&G PNMR D&V | - | - | - | - |
| 825: Closing Addition | (20,048) | (21,632) | (21,469) | (4,729,761) |
| 825: Closing Cost of Removal | (1,528) | (1,643) | (1,628) | (180,390) |
| Project Net | 3,061 | 6,798 | (711) | 92,389 |

## Project No: 15200907 Transformers

| | BegBal-Oct27 | Oct27 | Nov27 | Dec27 | EndBal-27 | Jan28 | Feb28 | Mar28 |
|---|---|---|---|---|---|---|---|---|
| 110: Straight Time-General | 199,921 | 844 | 862 | 640 | 202,267 | 598 | 597 | 536 |
| 120: Overtime-General | 29,479 | - | - | - | 29,479 | - | - | - |
| 350: Material Issues-Major | 3,509,737 | 8,021 | 8,193 | 6,081 | 3,532,032 | 5,685 | 5,670 | 5,091 |
| 370: Outside Services | 250,004 | 12,242 | 12,505 | 9,282 | 284,033 | 8,677 | 8,654 | 7,770 |
| 374: Outside Services Legal | - | - | - | - | - | - | - | - |
| 377: Outside Svcs-Temp Labor | - | - | - | - | - | - | - | - |
| 391: Jt Proj Bill to PNM -N Lab | - | - | - | - | - | - | - | - |
| 426: Capitalized Interest | - | - | - | - | - | - | - | - |
| 610: Expenses - General | 184,421 | - | - | - | 184,421 | - | - | - |
| 805: Land and Land Rights | - | - | - | - | - | - | - | - |
| 807: Non Refundable Contrib | (17,803) | - | - | - | (17,803) | - | - | - |
| 829: Construction Adjustment | - | - | - | - | - | - | - | - |
| 903: SJ Switchyard AR-Labor | - | - | - | - | - | - | - | - |
| 904: SJ Switchyard AR-Other | - | - | - | - | - | - | - | - |
| 908: Luna AR - Labor | - | - | - | - | - | - | - | - |
| 909: Luna AR - Other | - | - | - | - | - | - | - | - |
| 913: Payroll Taxes | 17,224 | 70 | 71 | 53 | 17,418 | 49 | 49 | 44 |
| 914: Pension and Benefits | 55,825 | 160 | 164 | 122 | 56,270 | 114 | 113 | 102 |
| 915: Injuries and Damages | 21,837 | 160 | 163 | 121 | 22,282 | 113 | 113 | 102 |
| 921: Stores Load | 92,427 | 1,345 | 1,374 | 1,020 | 96,165 | 953 | 951 | 854 |
| 922: Minor Material Load | 4,337 | - | - | - | 4,337 | - | - | - |
| 925: E&S Loads | 440,177 | 1,505 | 1,537 | 1,141 | 444,359 | 1,067 | 1,064 | 955 |
| 926: A&G Loads | 214,860 | 792 | 809 | 600 | 217,060 | 525 | 524 | 470 |
| 928: AFUDC Debt | 29 | - | - | - | 29 | - | - | - |
| 929: AFUDC Equity | 64 | - | - | - | 64 | - | - | - |
| 961: Luna A&G PNMR D&V | - | - | - | - | - | - | - | - |
| 825: Closing Addition | (4,729,761) | (21,851) | (22,257) | (21,351) | (4,795,219) | (20,388) | (19,609) | (18,649) |
| 825: Closing Cost of Removal | (180,390) | (1,654) | (1,683) | (1,613) | (185,341) | (1,539) | (1,480) | (1,407) |
| Project Net | 92,389 | 1,633 | 1,738 | (3,904) | 91,855 | (4,146) | (3,354) | (4,132) |

**Project No:** **15200907** **Transformers**

| | Apr28 | May28 | Jun28 | Jul28 | Aug28 | Sep28 | EndBal-Sep28 |
|---|---|---|---|---|---|---|---|
| 110: Straight Time-General | 832 | 976 | 798 | 879 | 1,073 | 799 | 209,355 |
| 120: Overtime-General | - | - | - | - | - | - | 29,479 |
| 350: Material Issues-Major | 7,903 | 9,271 | 7,581 | 8,352 | 10,195 | 7,589 | 3,599,369 |
| 370: Outside Services | 12,063 | 14,151 | 11,571 | 12,748 | 15,561 | 11,583 | 386,811 |
| 374: Outside Services Legal | - | - | - | - | - | - | - |
| 377: Outside Svcs-Temp Labor | - | - | - | - | - | - | - |
| 391: Jt Proj Bill to PNM -N Lab | - | - | - | - | - | - | - |
| 426: Capitalized Interest | - | - | - | - | - | - | - |
| 610: Expenses - General | - | - | - | - | - | - | 184,421 |
| 805: Land and Land Rights | - | - | - | - | - | - | - |
| 807: Non Refundable Contrib | - | - | - | - | - | - | (17,803) |
| 829: Construction Adjustment | - | - | - | - | - | - | - |
| 903: SJ Switchyard AR-Labor | - | - | - | - | - | - | - |
| 904: SJ Switchyard AR-Other | - | - | - | - | - | - | - |
| 908: Luna AR - Labor | - | - | - | - | - | - | - |
| 909: Luna AR - Other | - | - | - | - | - | - | - |
| 913: Payroll Taxes | 69 | 81 | 66 | 73 | 89 | 66 | 18,004 |
| 914: Pension and Benefits | 158 | 185 | 152 | 167 | 204 | 152 | 57,616 |
| 915: Injuries and Damages | 158 | 185 | 151 | 167 | 203 | 151 | 23,626 |
| 921: Stores Load | 1,325 | 1,555 | 1,271 | 1,400 | 1,710 | 1,273 | 107,456 |
| 922: Minor Material Load | - | - | - | - | - | - | 4,337 |
| 925: E&S Loads | 1,483 | 1,739 | 1,422 | 1,567 | 1,913 | 1,424 | 456,993 |
| 926: A&G Loads | 730 | 856 | 700 | 771 | 942 | 701 | 223,280 |
| 928: AFUDC Debt | - | - | - | - | - | - | 29 |
| 929: AFUDC Equity | - | - | - | - | - | - | 64 |
| 961: Luna A&G PNMR D&V | - | - | - | - | - | - | - |
| 825: Closing Addition | (19,517) | (21,008) | (21,217) | (21,832) | (23,397) | (23,133) | (4,983,969) |
| 825: Closing Cost of Removal | (1,472) | (1,583) | (1,599) | (1,645) | (1,762) | (1,742) | (199,569) |
| Project Net | 3,732 | 6,409 | 897 | 2,647 | 6,729 | (1,137) | 99,500 |

**Project No:** **15500107** **Line Extensions - Residential**

Company: 001 Electric Services
Location: 155 Silver City Services Dist

**Project Information**

| County % | | |
|---|---|---|
| Grant | | 91% |
| Hidalgo | | 9% |

Estimated Start Date 1/1/2007

Estimated Completion Date 12/31/2032

Description

This project consists of line extensions to provide new or upgrade existing electric service to residential customers. Line extensions consist of the installation of all physical components necessary to provide for new electric service or to upgrade existing services. These physical components include, but are not limited to, all primary wires, secondary wires, service wires, transformers, meters, equipment support structures, trenches, switchgears, and duct bank systems.

## Project No: 15500107 Line Extensions - Residential

| | |
|---|---|
| Project Need Justification | This project is necessary to meet PNM's obligation to serve new and existing customers per PNM Rule 15, Electric Line Extension Policy. This project also provides for the installation of electric line extensions for service to new residential customers, apartment complexes, and residential subdivisions or existing customers requiring upgrades. |

**Project No:** **15500107** **Line Extensions - Residential**

Project Alternatives

As this project is necessary for PNM to serve new or existing customers, there are no alternatives to conducting this work. Line extension options for each new service request are evaluated individually considering many factors such as available capacity on existing lines, alternative routes, customer preferences, and right-of-way constraints. The minimum line extension per PNM Rule 15 is designed based on a balance of cost, timing, and efficiency.

**Project No:** **15500107 Line Extensions - Residential**

Project Estimate Approach

Historical spend in this funding project was analyzed to develop this project's estimated future spend. This project's spend forecast is prepared by escalating the most recent 12-month actual spend by the expected rate of change in annual new residential customers from available customer growth forecasts and by escalating labor and non-labor actual spend by forecasted labor and non-labor escalation rates.

Line extension costs include all labor, materials, vehicles, and rights-of-way necessary for its construction. Line extension costs also include the costs of changing or upgrading existing facilities to provide the new electric service. Net costs to the project include the above costs less customer payment per PNM Rule 15, Electric Line Extension Policy.

**Project No:** **15500107** **Line Extensions - Residential**

| | |
|---|---|
| Customer Benefit | The customer benefit from this project is electric service to a new or existing home. |

## Project No: 15500107 Line Extensions - Residential

| | |
|---|---|
| Primary Value Driver | Customer Delivery |
| Compliance | This project is implemented in accordance with PNM Rule 15, Electric Line Extension Policy as filed with the New Mexico Public Regulatory Commission (NMPRC) pursuant to NMPRC Rule 210. |
| Customer Delivery | The customer benefit from this project is electric service to a new or existing home. |
| Energy Transition | |

**Project No:** **15500107** **Line Extensions - Residential**

General Services

Reliability & Resiliency

New line extensions are designed to current PNM design standards which are created for safety, cost, and reliability efficacy. Construction of new line extensions to PNM standards helps improve overall system performance, resilience, and reliability.

Safety & Security

New line extensions are designed to current PNM design standards which incorporate safety standards such as the National Electrical Safety Code (NESC) for public and employee safety.

Technology Advancements

## Project No: 15500107 Line Extensions - Residential

| | BegBal-Jul26 | Jul26 | Aug26 | Sep26 | Oct26 | Nov26 | Dec26 | EndBal-26 |
|---|---|---|---|---|---|---|---|---|
| 110: Straight Time-General | 2,464,547 | 1,151 | 3,027 | 2,781 | 1,571 | 2,644 | 2,650 | 2,478,371 |
| 120: Overtime-General | 57,917 | - | - | - | - | - | - | 57,917 |
| 350: Material Issues-Major | 1,729,932 | 10,935 | 28,758 | 26,417 | 14,920 | 25,116 | 25,178 | 1,861,256 |
| 370: Outside Services | 1,250,070 | 16,691 | 43,893 | 40,320 | 22,773 | 38,334 | 38,430 | 1,450,511 |
| 374: Outside Services Legal | - | - | - | - | - | - | - | - |
| 377: Outside Svcs-Temp Labor | 278 | - | - | - | 107,713 | - | - | 107,991 |
| 391: Jt Proj Bill to PNM -N Lab | - | - | - | - | - | - | - | - |
| 426: Capitalized Interest | - | - | - | - | - | - | - | - |
| 610: Expenses - General | 1,734,592 | - | - | - | - | - | - | 1,734,592 |
| 805: Land and Land Rights | - | - | - | - | - | - | - | - |
| 807: Non Refundable Contrib | (4,277,916) | - | - | - | - | - | - | (4,277,916) |
| 829: Construction Adjustment | - | - | - | - | - | - | - | - |
| 903: SJ Switchyard AR-Labor | - | - | - | - | - | - | - | - |
| 904: SJ Switchyard AR-Other | - | - | - | - | - | - | - | - |
| 908: Luna AR - Labor | - | - | - | - | - | - | - | - |
| 909: Luna AR - Other | - | - | - | - | - | - | - | - |
| 913: Payroll Taxes | 189,225 | 88 | 231 | 212 | 120 | 201 | 202 | 190,278 |
| 914: Pension and Benefits | 631,752 | 214 | 563 | 517 | 292 | 492 | 493 | 634,325 |
| 915: Injuries and Damages | 233,357 | 228 | 599 | 551 | 311 | 523 | 525 | 236,094 |
| 921: Stores Load | 94,800 | 2,492 | 6,553 | 6,020 | 3,400 | 5,723 | 5,738 | 124,726 |
| 922: Minor Material Load | 167,622 | - | - | - | - | - | - | 167,622 |
| 925: E&S Loads | 761,367 | 1,905 | 5,010 | 4,602 | 9,600 | 4,375 | 4,386 | 791,246 |
| 926: A&G Loads | 303,860 | 1,496 | 3,935 | 3,615 | 7,643 | 3,437 | 3,445 | 327,432 |
| 928: AFUDC Debt | 42 | - | - | - | - | - | - | 42 |
| 929: AFUDC Equity | 45 | - | - | - | - | - | - | 45 |
| 961: Luna A&G PNMR D&V | - | - | - | - | - | - | - | - |
| 825: Closing Addition | (4,442,256) | (0) | (18,069) | (21,119) | (27,891) | (30,256) | (32,512) | (4,572,103) |
| 825: Closing Cost of Removal | (610,545) | (0) | (2,754) | (2,914) | (3,358) | (3,473) | (3,583) | (626,627) |
| Project Net | 288,691 | 35,201 | 71,747 | 61,000 | 137,094 | 47,117 | 44,953 | 685,802 |

**Project No:** **15500107** **Line Extensions - Residential**

| | BegBal-27 | Jan27 | Feb27 | Mar27 | Apr27 | May27 | Jun27 |
|---|---|---|---|---|---|---|---|
| 110: Straight Time-General | 2,478,371 | 1,896 | 1,854 | 2,354 | 2,535 | 2,429 | 2,271 |
| 120: Overtime-General | 57,917 | - | - | - | - | - | - |
| 350: Material Issues-Major | 1,861,256 | 18,016 | 17,615 | 22,368 | 24,086 | 23,080 | 21,577 |
| 370: Outside Services | 1,450,511 | 27,498 | 26,886 | 34,140 | 36,763 | 35,227 | 32,933 |
| 374: Outside Services Legal | - | - | - | - | - | - | - |
| 377: Outside Svcs-Temp Labor | 107,991 | - | - | - | - | - | - |
| 391: Jt Proj Bill to PNM -N Lab | - | - | - | - | - | - | - |
| 426: Capitalized Interest | - | - | - | - | - | - | - |
| 610: Expenses - General | 1,734,592 | - | - | - | - | - | - |
| 805: Land and Land Rights | - | - | - | - | - | - | - |
| 807: Non Refundable Contrib | (4,277,916) | - | - | - | - | - | - |
| 829: Construction Adjustment | - | - | - | - | - | - | - |
| 903: SJ Switchyard AR-Labor | - | - | - | - | - | - | - |
| 904: SJ Switchyard AR-Other | - | - | - | - | - | - | - |
| 908: Luna AR - Labor | - | - | - | - | - | - | - |
| 909: Luna AR - Other | - | - | - | - | - | - | - |
| 913: Payroll Taxes | 190,278 | 157 | 153 | 194 | 209 | 201 | 188 |
| 914: Pension and Benefits | 634,325 | 360 | 352 | 447 | 481 | 461 | 431 |
| 915: Injuries and Damages | 236,094 | 359 | 352 | 446 | 481 | 461 | 431 |
| 921: Stores Load | 124,726 | 3,021 | 2,954 | 3,751 | 4,039 | 3,870 | 3,618 |
| 922: Minor Material Load | 167,622 | - | - | - | - | - | - |
| 925: E&S Loads | 791,246 | 3,380 | 3,305 | 4,196 | 4,519 | 4,330 | 4,048 |
| 926: A&G Loads | 327,432 | 1,778 | 1,738 | 2,207 | 2,377 | 2,278 | 2,129 |
| 928: AFUDC Debt | 42 | - | - | - | - | - | - |
| 929: AFUDC Equity | 45 | - | - | - | - | - | - |
| 961: Luna A&G PNMR D&V | - | - | - | - | - | - | - |
| 825: Closing Addition | (4,572,103) | (33,512) | (34,404) | (35,943) | (37,656) | (39,137) | (40,325) |
| 825: Closing Cost of Removal | (626,627) | (3,601) | (3,615) | (3,679) | (3,759) | (3,825) | (3,870) |
| Project Net | 685,802 | 19,352 | 17,190 | 30,482 | 34,074 | 29,374 | 23,431 |

**Project No:** **15500107** **Line Extensions - Residential**

| | Jul27 | Aug27 | Sep27 | EndBal-Sep27 |
|---|---|---|---|---|
| 110: Straight Time-General | 1,274 | 3,351 | 3,078 | 2,499,413 |
| 120: Overtime-General | - | - | - | 57,917 |
| 350: Material Issues-Major | 12,105 | 31,834 | 29,242 | 2,061,179 |
| 370: Outside Services | 18,476 | 48,588 | 44,633 | 1,755,655 |
| 374: Outside Services Legal | - | - | - | - |
| 377: Outside Svcs-Temp Labor | - | - | - | 107,991 |
| 391: Jt Proj Bill to PNM -N Lab | - | - | - | - |
| 426: Capitalized Interest | - | - | - | - |
| 610: Expenses - General | - | - | - | 1,734,592 |
| 805: Land and Land Rights | - | - | - | - |
| 807: Non Refundable Contrib | - | - | - | (4,277,916) |
| 829: Construction Adjustment | - | - | - | - |
| 903: SJ Switchyard AR-Labor | - | - | - | - |
| 904: SJ Switchyard AR-Other | - | - | - | - |
| 908: Luna AR - Labor | - | - | - | - |
| 909: Luna AR - Other | - | - | - | - |
| 913: Payroll Taxes | 105 | 277 | 254 | 192,016 |
| 914: Pension and Benefits | 242 | 636 | 585 | 638,320 |
| 915: Injuries and Damages | 242 | 635 | 584 | 240,083 |
| 921: Stores Load | 2,030 | 5,338 | 4,903 | 158,249 |
| 922: Minor Material Load | - | - | - | 167,622 |
| 925: E&S Loads | 2,271 | 5,973 | 5,486 | 828,754 |
| 926: A&G Loads | 1,195 | 3,141 | 2,886 | 347,161 |
| 928: AFUDC Debt | - | - | - | 42 |
| 929: AFUDC Equity | - | - | - | 45 |
| 961: Luna A&G PNMR D&V | - | - | - | - |
| 825: Closing Addition | (40,073) | (42,709) | (44,835) | (4,920,697) |
| 825: Closing Cost of Removal | (3,809) | (3,968) | (4,090) | (660,844) |
| Project Net | (5,943) | 53,097 | 42,725 | 929,584 |

## Project No: 15500107 Line Extensions - Residential

| | BegBal-Oct27 | Oct27 | Nov27 | Dec27 | EndBal-27 | Jan28 | Feb28 | Mar28 |
|---|---|---|---|---|---|---|---|---|
| 110: Straight Time-General | 2,499,413 | 1,739 | 2,927 | 2,934 | 2,507,013 | 1,915 | 1,873 | 2,378 |
| 120: Overtime-General | 57,917 | - | - | - | 57,917 | - | - | - |
| 350: Material Issues-Major | 2,061,179 | 16,516 | 27,802 | 27,871 | 2,133,368 | 18,196 | 17,791 | 22,591 |
| 370: Outside Services | 1,755,655 | 25,209 | 42,435 | 42,540 | 1,865,839 | 27,773 | 27,155 | 34,481 |
| 374: Outside Services Legal | - | - | - | - | - | - | - | - |
| 377: Outside Svcs-Temp Labor | 107,991 | - | - | - | 107,991 | - | - | - |
| 391: Jt Proj Bill to PNM -N Lab | - | - | - | - | - | - | - | - |
| 426: Capitalized Interest | - | - | - | - | - | - | - | - |
| 610: Expenses - General | 1,734,592 | - | - | - | 1,734,592 | - | - | - |
| 805: Land and Land Rights | - | - | - | - | - | - | - | - |
| 807: Non Refundable Contrib | (4,277,916) | - | - | - | (4,277,916) | - | - | - |
| 829: Construction Adjustment | - | - | - | - | - | - | - | - |
| 903: SJ Switchyard AR-Labor | - | - | - | - | - | - | - | - |
| 904: SJ Switchyard AR-Other | - | - | - | - | - | - | - | - |
| 908: Luna AR - Labor | - | - | - | - | - | - | - | - |
| 909: Luna AR - Other | - | - | - | - | - | - | - | - |
| 913: Payroll Taxes | 192,016 | 144 | 242 | 242 | 192,644 | 158 | 155 | 196 |
| 914: Pension and Benefits | 638,320 | 330 | 556 | 557 | 639,764 | 364 | 356 | 452 |
| 915: Injuries and Damages | 240,083 | 330 | 555 | 556 | 241,524 | 363 | 355 | 451 |
| 921: Stores Load | 158,249 | 2,769 | 4,662 | 4,673 | 170,354 | 3,051 | 2,983 | 3,788 |
| 922: Minor Material Load | 167,622 | - | - | - | 167,622 | - | - | - |
| 925: E&S Loads | 828,754 | 3,099 | 5,216 | 5,229 | 842,298 | 3,414 | 3,338 | 4,238 |
| 926: A&G Loads | 347,161 | 1,630 | 2,744 | 2,750 | 354,285 | 1,681 | 1,643 | 2,087 |
| 928: AFUDC Debt | 42 | - | - | - | 42 | - | - | - |
| 929: AFUDC Equity | 45 | - | - | - | 45 | - | - | - |
| 961: Luna A&G PNMR D&V | - | - | - | - | - | - | - | - |
| 825: Closing Addition | (4,920,697) | (45,000) | (46,802) | (48,524) | (5,061,024) | (48,744) | (48,895) | (49,736) |
| 825: Closing Cost of Removal | (660,844) | (4,067) | (4,169) | (4,266) | (673,346) | (4,252) | (4,234) | (4,270) |
| Project Net | 929,584 | 2,698 | 36,167 | 34,564 | 1,003,013 | 3,918 | 2,520 | 16,656 |

**Project No:** **15500107** **Line Extensions - Residential**

| | Apr28 | May28 | Jun28 | Jul28 | Aug28 | Sep28 | EndBal-Sep28 |
|---|---|---|---|---|---|---|---|
| 110: Straight Time-General | 2,561 | 2,454 | 2,294 | 1,287 | 3,384 | 3,109 | 2,528,268 |
| 120: Overtime-General | - | - | - | - | - | - | 57,917 |
| 350: Material Issues-Major | 24,327 | 23,310 | 21,793 | 12,226 | 32,152 | 29,535 | 2,335,289 |
| 370: Outside Services | 37,131 | 35,579 | 33,263 | 18,661 | 49,074 | 45,079 | 2,174,035 |
| 374: Outside Services Legal | - | - | - | - | - | - | - |
| 377: Outside Svcs-Temp Labor | - | - | - | - | - | - | 107,991 |
| 391: Jt Proj Bill to PNM -N Lab | - | - | - | - | - | - | - |
| 426: Capitalized Interest | - | - | - | - | - | - | - |
| 610: Expenses - General | - | - | - | - | - | - | 1,734,592 |
| 805: Land and Land Rights | - | - | - | - | - | - | - |
| 807: Non Refundable Contrib | - | - | - | - | - | - | (4,277,916) |
| 829: Construction Adjustment | - | - | - | - | - | - | - |
| 903: SJ Switchyard AR-Labor | - | - | - | - | - | - | - |
| 904: SJ Switchyard AR-Other | - | - | - | - | - | - | - |
| 908: Luna AR - Labor | - | - | - | - | - | - | - |
| 909: Luna AR - Other | - | - | - | - | - | - | - |
| 913: Payroll Taxes | 212 | 203 | 189 | 106 | 280 | 257 | 194,399 |
| 914: Pension and Benefits | 486 | 466 | 436 | 244 | 643 | 590 | 643,800 |
| 915: Injuries and Damages | 486 | 465 | 435 | 244 | 642 | 589 | 245,554 |
| 921: Stores Load | 4,079 | 3,909 | 3,654 | 2,050 | 5,391 | 4,952 | 204,212 |
| 922: Minor Material Load | - | - | - | - | - | - | 167,622 |
| 925: E&S Loads | 4,564 | 4,373 | 4,089 | 2,294 | 6,032 | 5,541 | 880,181 |
| 926: A&G Loads | 2,247 | 2,153 | 2,013 | 1,129 | 2,970 | 2,728 | 372,936 |
| 928: AFUDC Debt | - | - | - | - | - | - | 42 |
| 929: AFUDC Equity | - | - | - | - | - | - | 45 |
| 961: Luna A&G PNMR D&V | - | - | - | - | - | - | - |
| 825: Closing Addition | (50,787) | (51,638) | (52,226) | (51,393) | (53,500) | (55,121) | (5,523,065) |
| 825: Closing Cost of Removal | (4,323) | (4,362) | (4,382) | (4,297) | (4,434) | (4,536) | (712,435) |
| Project Net | 20,983 | 16,912 | 11,558 | (17,448) | 42,633 | 32,725 | 1,133,470 |

## Project No: 15500207 Line Extensions - Commercial

Company: 001 Electric Services
Location: 155 Silver City Services Dist

**Project Information**

| County % | | |
|---|---|---|
| Grant | 91% | |
| Hidalgo | 9% | |

Estimated Start Date 1/1/2007

Estimated Completion Date 12/31/2032

Description

This project consists of line extensions to provide new electric service to non-residential customers or to upgrade existing non-residential customers whose electric service needs are changing or require upgrades. Line extensions consist of the installation of all physical components necessary to provide for new electric service or to upgrade existing services. These physical components include, but are not limited to, all primary wires, secondary wires, service wires, transformers, meters, equipment support structures, trenches, switchgears, and duct bank systems.

## Project No: 15500207 Line Extensions - Commercial

| | |
|---|---|
| Project Need Justification | This project is necessary to meet PNM's obligation to serve new and existing customers and provides for the installation of electric line extensions for service to new non-residential customers or to upgrade the electric service of existing customers. This obligation is required per PNM Rule 15, Electric Line Extension Policy. |

**Project No:** **15500207** **Line Extensions - Commercial**

| | |
|---|---|
| Project Alternatives | As this project is necessary for PNM to serve new and existing customers, there are no alternatives to conducting this work. Line extension options for each new service request are evaluated individually considering many factors such as available capacity on existing lines, alternative routes, customer preferences, and right-of-way constraints. The minimum line extension per PNM Rule 15 is designed based on a balance of cost, timing, and efficiency. |

## Project No: 15500207 Line Extensions - Commercial

| | |
|---|---|
| Project Estimate Approach | Historical spend in this funding project was analyzed to develop this project’s estimated future spend. This project's spend forecast is prepared by escalating the most recent 12-month actual spend by the expected rate of change in annual new non-residential customers from available customer growth forecasts and by escalating labor and non-labor actual spend by forecasted labor and non-labor escalation rates. |

**Project No:** **15500207** **Line Extensions - Commercial**

| | |
|---|---|
| Customer Benefit | The customer benefit from this project is electric service to non-residential buildings and facilities. |

| **Project No:** | **15500207 Line Extensions - Commercial** |
|---|---|
| Primary Value Driver | Customer Delivery |
| Compliance | This project is implemented in accordance with PNM Rule 15, Electric Line Extension Policy as filed with the New Mexico Public Regulatory Commission (NMPRC) pursuant to NMPRC Rule 210. |
| Customer Delivery | The customer benefit from this project is electric service to non-residential buildings and facilities. |
| Energy Transition | |

**Project No:** **15500207** **Line Extensions - Commercial**

General Services

Reliability & Resiliency

New line extensions are designed to current PNM design standards which are created for safety, cost, and reliability efficacy. Construction of new line extensions to PNM standards helps improve overall system performance, resilience, and reliability.

Safety & Security

New line extensions are designed to current PNM design standards which incorporate safety standards such as the National Electrical Safety Code (NESC) for public and employee safety.

Technology Advancements

## Project No: 15500207 Line Extensions - Commercial

| | BegBal-Jul26 | Jul26 | Aug26 | Sep26 | Oct26 | Nov26 | Dec26 | EndBal-26 |
|---|---|---|---|---|---|---|---|---|
| 110: Straight Time-General | 1,450,343 | 5,493 | 5,493 | 5,493 | 5,493 | 4,882 | 3,052 | 1,480,248 |
| 120: Overtime-General | 76,835 | - | - | - | - | - | - | 76,835 |
| 350: Material Issues-Major | 1,209,839 | 52,181 | 52,181 | 52,181 | 52,181 | 46,383 | 28,989 | 1,493,936 |
| 370: Outside Services | 736,878 | 79,645 | 79,645 | 79,645 | 79,645 | 70,795 | 44,247 | 1,170,500 |
| 374: Outside Services Legal | - | - | - | - | - | - | - | - |
| 377: Outside Svcs-Temp Labor | - | - | - | - | 460,000 | - | - | 460,000 |
| 391: Jt Proj Bill to PNM -N Lab | - | - | - | - | - | - | - | - |
| 426: Capitalized Interest | - | - | - | - | - | - | - | - |
| 610: Expenses - General | 996,521 | - | - | - | - | - | - | 996,521 |
| 805: Land and Land Rights | 535 | - | - | - | - | - | - | 535 |
| 807: Non Refundable Contrib | (2,737,336) | - | - | - | - | - | - | (2,737,336) |
| 829: Construction Adjustment | - | - | - | - | - | - | - | - |
| 903: SJ Switchyard AR-Labor | - | - | - | - | - | - | - | - |
| 904: SJ Switchyard AR-Other | - | - | - | - | - | - | - | - |
| 908: Luna AR - Labor | - | - | - | - | - | - | - | - |
| 909: Luna AR - Other | - | - | - | - | - | - | - | - |
| 913: Payroll Taxes | 114,997 | 419 | 419 | 419 | 419 | 372 | 233 | 117,276 |
| 914: Pension and Benefits | 382,521 | 1,022 | 1,022 | 1,022 | 1,022 | 909 | 568 | 388,086 |
| 915: Injuries and Damages | 135,802 | 1,088 | 1,088 | 1,088 | 1,088 | 967 | 604 | 141,724 |
| 921: Stores Load | 76,601 | 11,891 | 11,891 | 11,891 | 11,891 | 10,570 | 6,606 | 141,341 |
| 922: Minor Material Load | 119,015 | - | - | - | - | - | - | 119,015 |
| 925: E&S Loads | 586,093 | 9,090 | 9,090 | 9,090 | 38,990 | 8,080 | 5,050 | 665,483 |
| 926: A&G Loads | 215,706 | 7,141 | 7,141 | 7,141 | 31,061 | 6,347 | 3,967 | 278,503 |
| 928: AFUDC Debt | - | - | - | - | - | - | - | - |
| 929: AFUDC Equity | - | - | - | - | - | - | - | - |
| 961: Luna A&G PNMR D&V | - | - | - | - | - | - | - | - |
| 825: Closing Addition | (2,801,475) | (26,753) | (39,699) | (51,350) | (109,622) | (112,545) | (109,969) | (3,251,414) |
| 825: Closing Cost of Removal | (398,863) | (6,445) | (6,976) | (7,454) | (11,481) | (11,378) | (10,894) | (453,491) |
| Project Net | 164,013 | 134,770 | 121,293 | 109,164 | 560,686 | 25,382 | (27,547) | 1,087,762 |

**Project No:** **15500207** **Line Extensions - Commercial**

| | BegBal-27 | Jan27 | Feb27 | Mar27 | Apr27 | May27 | Jun27 |
|---|---|---|---|---|---|---|---|
| 110: Straight Time-General | 1,480,248 | 2,689 | 4,840 | 4,840 | 5,377 | 4,840 | 4,840 |
| 120: Overtime-General | 76,835 | - | - | - | - | - | - |
| 350: Material Issues-Major | 1,493,936 | 25,543 | 45,977 | 45,977 | 51,086 | 45,977 | 45,977 |
| 370: Outside Services | 1,170,500 | 38,987 | 70,176 | 70,176 | 77,974 | 70,176 | 70,176 |
| 374: Outside Services Legal | - | - | - | - | - | - | - |
| 377: Outside Svcs-Temp Labor | 460,000 | - | - | - | - | - | - |
| 391: Jt Proj Bill to PNM -N Lab | - | - | - | - | - | - | - |
| 426: Capitalized Interest | - | - | - | - | - | - | - |
| 610: Expenses - General | 996,521 | - | - | - | - | - | - |
| 805: Land and Land Rights | 535 | - | - | - | - | - | - |
| 807: Non Refundable Contrib | (2,737,336) | - | - | - | - | - | - |
| 829: Construction Adjustment | - | - | - | - | - | - | - |
| 903: SJ Switchyard AR-Labor | - | - | - | - | - | - | - |
| 904: SJ Switchyard AR-Other | - | - | - | - | - | - | - |
| 908: Luna AR - Labor | - | - | - | - | - | - | - |
| 909: Luna AR - Other | - | - | - | - | - | - | - |
| 913: Payroll Taxes | 117,276 | 222 | 400 | 400 | 444 | 400 | 400 |
| 914: Pension and Benefits | 388,086 | 511 | 919 | 919 | 1,021 | 919 | 919 |
| 915: Injuries and Damages | 141,724 | 510 | 918 | 918 | 1,019 | 918 | 918 |
| 921: Stores Load | 141,341 | 4,283 | 7,709 | 7,709 | 8,566 | 7,709 | 7,709 |
| 922: Minor Material Load | 119,015 | - | - | - | - | - | - |
| 925: E&S Loads | 665,483 | 4,792 | 8,626 | 8,626 | 9,585 | 8,626 | 8,626 |
| 926: A&G Loads | 278,503 | 2,521 | 4,537 | 4,537 | 5,041 | 4,537 | 4,537 |
| 928: AFUDC Debt | - | - | - | - | - | - | - |
| 929: AFUDC Equity | - | - | - | - | - | - | - |
| 961: Luna A&G PNMR D&V | - | - | - | - | - | - | - |
| 825: Closing Addition | (3,251,414) | (106,417) | (109,177) | (111,661) | (115,385) | (117,248) | (118,925) |
| 825: Closing Cost of Removal | (453,491) | (10,365) | (10,337) | (10,312) | (10,402) | (10,370) | (10,342) |
| Project Net | 1,087,762 | (36,724) | 24,588 | 22,129 | 34,327 | 16,484 | 14,835 |

**Project No:** **15500207** **Line Extensions - Commercial**

| | Jul27 | Aug27 | Sep27 | EndBal-Sep27 |
|---|---|---|---|---|
| 110: Straight Time-General | 4,840 | 4,840 | 4,840 | 1,522,194 |
| 120: Overtime-General | - | - | - | 76,835 |
| 350: Material Issues-Major | 45,977 | 45,977 | 45,977 | 1,892,404 |
| 370: Outside Services | 70,176 | 70,176 | 70,176 | 1,778,693 |
| 374: Outside Services Legal | - | - | - | - |
| 377: Outside Svcs-Temp Labor | - | - | - | 460,000 |
| 391: Jt Proj Bill to PNM -N Lab | - | - | - | - |
| 426: Capitalized Interest | - | - | - | - |
| 610: Expenses - General | - | - | - | 996,521 |
| 805: Land and Land Rights | - | - | - | 535 |
| 807: Non Refundable Contrib | - | - | - | (2,737,336) |
| 829: Construction Adjustment | - | - | - | - |
| 903: SJ Switchyard AR-Labor | - | - | - | - |
| 904: SJ Switchyard AR-Other | - | - | - | - |
| 908: Luna AR - Labor | - | - | - | - |
| 909: Luna AR - Other | - | - | - | - |
| 913: Payroll Taxes | 400 | 400 | 400 | 120,741 |
| 914: Pension and Benefits | 919 | 919 | 919 | 396,052 |
| 915: Injuries and Damages | 918 | 918 | 918 | 149,676 |
| 921: Stores Load | 7,709 | 7,709 | 7,709 | 208,156 |
| 922: Minor Material Load | - | - | - | 119,015 |
| 925: E&S Loads | 8,626 | 8,626 | 8,626 | 740,242 |
| 926: A&G Loads | 4,537 | 4,537 | 4,537 | 317,826 |
| 928: AFUDC Debt | - | - | - | - |
| 929: AFUDC Equity | - | - | - | - |
| 961: Luna A&G PNMR D&V | - | - | - | - |
| 825: Closing Addition | (120,434) | (121,792) | (123,014) | (4,295,468) |
| 825: Closing Cost of Removal | (10,316) | (10,293) | (10,273) | (546,501) |
| Project Net | 13,352 | 12,017 | 10,815 | 1,199,585 |

## Project No: 15500207 Line Extensions - Commercial

| | BegBal-Oct27 | Oct27 | Nov27 | Dec27 | EndBal-27 | Jan28 | Feb28 | Mar28 |
|---|---|---|---|---|---|---|---|---|
| 110: Straight Time-General | 1,522,194 | 4,840 | 4,302 | 2,689 | 1,534,025 | 2,716 | 4,888 | 4,888 |
| 120: Overtime-General | 76,835 | - | - | - | 76,835 | - | - | - |
| 350: Material Issues-Major | 1,892,404 | 45,977 | 40,869 | 25,543 | 2,004,793 | 25,798 | 46,437 | 46,437 |
| 370: Outside Services | 1,778,693 | 70,176 | 62,379 | 38,987 | 1,950,235 | 39,377 | 70,878 | 70,878 |
| 374: Outside Services Legal | - | - | - | - | - | - | - | - |
| 377: Outside Svcs-Temp Labor | 460,000 | - | - | - | 460,000 | - | - | - |
| 391: Jt Proj Bill to PNM -N Lab | - | - | - | - | - | - | - | - |
| 426: Capitalized Interest | - | - | - | - | - | - | - | - |
| 610: Expenses - General | 996,521 | - | - | - | 996,521 | - | - | - |
| 805: Land and Land Rights | 535 | - | - | - | 535 | - | - | - |
| 807: Non Refundable Contrib | (2,737,336) | - | - | - | (2,737,336) | - | - | - |
| 829: Construction Adjustment | - | - | - | - | - | - | - | - |
| 903: SJ Switchyard AR-Labor | - | - | - | - | - | - | - | - |
| 904: SJ Switchyard AR-Other | - | - | - | - | - | - | - | - |
| 908: Luna AR - Labor | - | - | - | - | - | - | - | - |
| 909: Luna AR - Other | - | - | - | - | - | - | - | - |
| 913: Payroll Taxes | 120,741 | 400 | 355 | 222 | 121,718 | 224 | 404 | 404 |
| 914: Pension and Benefits | 396,052 | 919 | 817 | 511 | 398,298 | 516 | 928 | 928 |
| 915: Injuries and Damages | 149,676 | 918 | 816 | 510 | 151,920 | 515 | 927 | 927 |
| 921: Stores Load | 208,156 | 7,709 | 6,853 | 4,283 | 227,002 | 4,326 | 7,787 | 7,787 |
| 922: Minor Material Load | 119,015 | - | - | - | 119,015 | - | - | - |
| 925: E&S Loads | 740,242 | 8,626 | 7,668 | 4,792 | 761,328 | 4,840 | 8,712 | 8,712 |
| 926: A&G Loads | 317,826 | 4,537 | 4,033 | 2,521 | 328,917 | 2,383 | 4,289 | 4,289 |
| 928: AFUDC Debt | - | - | - | - | - | - | - | - |
| 929: AFUDC Equity | - | - | - | - | - | - | - | - |
| 961: Luna A&G PNMR D&V | - | - | - | - | - | - | - | - |
| 825: Closing Addition | (4,295,468) | (124,115) | (123,616) | (118,699) | (4,661,898) | (114,334) | (116,409) | (118,276) |
| 825: Closing Cost of Removal | (546,501) | (10,254) | (10,125) | (9,673) | (576,554) | (9,271) | (9,361) | (9,441) |
| Project Net | 1,199,585 | 9,734 | (5,649) | (48,315) | 1,155,354 | (42,910) | 19,481 | 17,532 |

**Project No:** **15500207** **Line Extensions - Commercial**

| | Apr28 | May28 | Jun28 | Jul28 | Aug28 | Sep28 | EndBal-Sep28 |
|---|---|---|---|---|---|---|---|
| 110: Straight Time-General | 5,431 | 4,888 | 4,888 | 4,888 | 4,888 | 4,888 | 1,576,388 |
| 120: Overtime-General | - | - | - | - | - | - | 76,835 |
| 350: Material Issues-Major | 51,597 | 46,437 | 46,437 | 46,437 | 46,437 | 46,437 | 2,407,247 |
| 370: Outside Services | 78,753 | 70,878 | 70,878 | 70,878 | 70,878 | 70,878 | 2,564,511 |
| 374: Outside Services Legal | - | - | - | - | - | - | - |
| 377: Outside Svcs-Temp Labor | - | - | - | - | - | - | 460,000 |
| 391: Jt Proj Bill to PNM -N Lab | - | - | - | - | - | - | - |
| 426: Capitalized Interest | - | - | - | - | - | - | - |
| 610: Expenses - General | - | - | - | - | - | - | 996,521 |
| 805: Land and Land Rights | - | - | - | - | - | - | 535 |
| 807: Non Refundable Contrib | - | - | - | - | - | - | (2,737,336) |
| 829: Construction Adjustment | - | - | - | - | - | - | - |
| 903: SJ Switchyard AR-Labor | - | - | - | - | - | - | - |
| 904: SJ Switchyard AR-Other | - | - | - | - | - | - | - |
| 908: Luna AR - Labor | - | - | - | - | - | - | - |
| 909: Luna AR - Other | - | - | - | - | - | - | - |
| 913: Payroll Taxes | 449 | 404 | 404 | 404 | 404 | 404 | 125,217 |
| 914: Pension and Benefits | 1,031 | 928 | 928 | 928 | 928 | 928 | 406,343 |
| 915: Injuries and Damages | 1,030 | 927 | 927 | 927 | 927 | 927 | 159,952 |
| 921: Stores Load | 8,652 | 7,787 | 7,787 | 7,787 | 7,787 | 7,787 | 294,485 |
| 922: Minor Material Load | - | - | - | - | - | - | 119,015 |
| 925: E&S Loads | 9,680 | 8,712 | 8,712 | 8,712 | 8,712 | 8,712 | 836,835 |
| 926: A&G Loads | 4,766 | 4,289 | 4,289 | 4,289 | 4,289 | 4,289 | 366,091 |
| 928: AFUDC Debt | - | - | - | - | - | - | - |
| 929: AFUDC Equity | - | - | - | - | - | - | - |
| 961: Luna A&G PNMR D&V | - | - | - | - | - | - | - |
| 825: Closing Addition | (121,458) | (122,820) | (124,046) | (125,150) | (126,143) | (127,037) | (5,757,572) |
| 825: Closing Cost of Removal | (9,627) | (9,681) | (9,730) | (9,773) | (9,813) | (9,848) | (663,098) |
| Project Net | 30,304 | 12,749 | 11,474 | 10,327 | 9,294 | 8,364 | 1,231,969 |

## Project No: 15500507 Lighting

Company: 001 Electric Services
Location: 155 Silver City Services Dist

**Project Information**

| County % | | |
|---|---|---|
| Grant | 91% | |
| Hidalgo | 9% | |

Estimated Start Date 2/21/2007

Estimated Completion Date 12/31/2032

Description

This project includes costs for the installation, relocation, removal or replacement of PNM owned street lighting and floodlighting and the removal or replacement of private area lighting. This work includes poles, light fixtures, wiring, and ancillary lighting equipment. The poles may be either wood or aluminum ranging in size from 30 to 45 feet. Fixtures include LED lights ranging from 25 to 300 watts. For PNM owned streetlights, this will include the installation of 150 feet of service wire and the luminaire. All street lighting and floodlighting systems installed will adhere to PNM equipment standards provided in Rate Schedule 20 allowing for efficient and effective maintenance in the future.

**Project No:** **15500507 Lighting**

Project Need Justification

This project provides the funds necessary to meet PNM's contractual obligations with municipal corporations and subdivisions within the state of New Mexico and service requirements allowed under the rate schedules. This project will allow PNM to install streetlighting and flood lighting systems in accordance with PNM Rate Schedule 20 Integrated System Streetlighting and Flood Lighting Service – New Installations and PNM Rate Schedule 6 Private Area Lighting Service.

**Project No:** **15500507 Lighting**

Project Alternatives

Because of these contractual obligations and requirements under the rate schedules, there are no other alternative methods for this project. Under Rate Schedule 20, customers have the option to own streetlights and pay PNM or a contractor for their installation, or to request that PNM install and own the lights. Customers may request installation of LED lights or LED operational substitutes for converting existing mercury vapor, high pressure sodium, or low pressure sodium lights. Under Rate Schedule 6 and the terms of the Agreement for Lighting Service thereunder, private lights are removed at the customer's request and at PNM's costs. PNM must honor installation requests under PNM Rate 20.

**Project No:** **15500507** **Lighting**

| | |
|---|---|
| Project Estimate Approach | Not required for projects with less than $250,000 in expenditures. |

**Project No:** **15500507** **Lighting**

| | |
|---|---|
| Customer Benefit | The customer benefit from this project is electric service for their streetlighting and floodlighting needs. |

| **Project No:** | **15500507 Lighting** |
|---|---|
| Primary Value Driver | Compliance |
| Compliance | This project is implemented in accordance with PNM Rate Schedule 20 - Integrated System StreetLighting and Floodlighting Service, and PNM Rate Schedule 6 - Private Area Lighting Service and new installations. |
| Customer Delivery | |
| Energy Transition | |

**Project No:** **15500507** **Lighting**

General Services

Reliability & Resiliency

Safety & Security

This project includes the installation of new and replacement of damage streetlighting facilities thus supporting and restoring the public safety benefits of streetlighting and floodlighting.

Technology Advancements

## Project No: 15500507 Lighting

| | BegBal-Jul26 | Jul26 | Aug26 | Sep26 | Oct26 | Nov26 | Dec26 | EndBal-26 |
|---|---|---|---|---|---|---|---|---|
| 110: Straight Time-General | 173,292 | - | - | - | - | - | - | 173,292 |
| 120: Overtime-General | 932 | - | - | - | - | - | - | 932 |
| 350: Material Issues-Major | 202,130 | - | - | - | - | - | - | 202,130 |
| 370: Outside Services | 7,660 | - | - | - | - | - | - | 7,660 |
| 374: Outside Services Legal | - | - | - | - | - | - | - | - |
| 377: Outside Svcs-Temp Labor | - | - | - | - | - | - | - | - |
| 391: Jt Proj Bill to PNM -N Lab | - | - | - | - | - | - | - | - |
| 426: Capitalized Interest | - | - | - | - | - | - | - | - |
| 610: Expenses - General | 105,451 | - | - | - | - | - | - | 105,451 |
| 805: Land and Land Rights | - | - | - | - | - | - | - | - |
| 807: Non Refundable Contrib | (15,072) | - | - | - | - | - | - | (15,072) |
| 829: Construction Adjustment | - | - | - | - | - | - | - | - |
| 903: SJ Switchyard AR-Labor | - | - | - | - | - | - | - | - |
| 904: SJ Switchyard AR-Other | - | - | - | - | - | - | - | - |
| 908: Luna AR - Labor | - | - | - | - | - | - | - | - |
| 909: Luna AR - Other | - | - | - | - | - | - | - | - |
| 913: Payroll Taxes | 12,687 | - | - | - | - | - | - | 12,687 |
| 914: Pension and Benefits | 49,318 | - | - | - | - | - | - | 49,318 |
| 915: Injuries and Damages | 13,181 | - | - | - | - | - | - | 13,181 |
| 921: Stores Load | 9,760 | - | - | - | - | - | - | 9,760 |
| 922: Minor Material Load | 18,749 | - | - | - | - | - | - | 18,749 |
| 925: E&S Loads | 64,988 | - | - | - | - | - | - | 64,988 |
| 926: A&G Loads | 23,793 | - | - | - | - | - | - | 23,793 |
| 928: AFUDC Debt | 285 | - | - | - | - | - | - | 285 |
| 929: AFUDC Equity | 52 | - | - | - | - | - | - | 52 |
| 961: Luna A&G PNMR D&V | - | - | - | - | - | - | - | - |
| 825: Closing Addition | (542,650) | (6,025) | (4,640) | (3,572) | (2,751) | (2,118) | (1,631) | (563,387) |
| 825: Closing Cost of Removal | (98,358) | 0 | - | - | - | - | - | (98,358) |
| Project Net | 26,198 | (6,025) | (4,640) | (3,572) | (2,751) | (2,118) | (1,631) | 5,460 |

## Project No: 15500507 Lighting

| | BegBal-27 | Jan27 | Feb27 | Mar27 | Apr27 | May27 | Jun27 |
|---|---|---|---|---|---|---|---|
| 110: Straight Time-General | 173,292 | 12 | 17 | 14 | 15 | 13 | 8 |
| 120: Overtime-General | 932 | - | - | - | - | - | - |
| 350: Material Issues-Major | 202,130 | 114 | 160 | 136 | 141 | 126 | 77 |
| 370: Outside Services | 7,660 | 174 | 244 | 208 | 215 | 193 | 117 |
| 374: Outside Services Legal | - | - | - | - | - | - | - |
| 377: Outside Svcs-Temp Labor | - | - | - | - | - | - | - |
| 391: Jt Proj Bill to PNM -N Lab | - | - | - | - | - | - | - |
| 426: Capitalized Interest | - | - | - | - | - | - | - |
| 610: Expenses - General | 105,451 | - | - | - | - | - | - |
| 805: Land and Land Rights | - | - | - | - | - | - | - |
| 807: Non Refundable Contrib | (15,072) | - | - | - | - | - | - |
| 829: Construction Adjustment | - | - | - | - | - | - | - |
| 903: SJ Switchyard AR-Labor | - | - | - | - | - | - | - |
| 904: SJ Switchyard AR-Other | - | - | - | - | - | - | - |
| 908: Luna AR - Labor | - | - | - | - | - | - | - |
| 909: Luna AR - Other | - | - | - | - | - | - | - |
| 913: Payroll Taxes | 12,687 | 1 | 1 | 1 | 1 | 1 | 1 |
| 914: Pension and Benefits | 49,318 | 2 | 3 | 3 | 3 | 2 | 2 |
| 915: Injuries and Damages | 13,181 | 2 | 3 | 3 | 3 | 2 | 2 |
| 921: Stores Load | 9,760 | 19 | 27 | 23 | 24 | 21 | 13 |
| 922: Minor Material Load | 18,749 | - | - | - | - | - | - |
| 925: E&S Loads | 64,988 | 21 | 30 | 26 | 26 | 24 | 14 |
| 926: A&G Loads | 23,793 | 11 | 16 | 13 | 14 | 12 | 8 |
| 928: AFUDC Debt | 285 | - | - | - | - | - | - |
| 929: AFUDC Equity | 52 | - | - | - | - | - | - |
| 961: Luna A&G PNMR D&V | - | - | - | - | - | - | - |
| 825: Closing Addition | (563,387) | (1,332) | (1,133) | (964) | (837) | (729) | (613) |
| 825: Closing Cost of Removal | (98,358) | (6) | (13) | (16) | (20) | (22) | (21) |
| Project Net | 5,460 | (981) | (644) | (554) | (414) | (355) | (392) |

**Project No:** **15500507** **Lighting**

| | Jul27 | Aug27 | Sep27 | EndBal-Sep27 |
|---|---|---|---|---|
| 110: Straight Time-General | 8 | 11 | 2 | 173,392 |
| 120: Overtime-General | - | - | - | 932 |
| 350: Material Issues-Major | 72 | 105 | 20 | 203,081 |
| 370: Outside Services | 110 | 161 | 30 | 9,112 |
| 374: Outside Services Legal | - | - | - | - |
| 377: Outside Svcs-Temp Labor | - | - | - | - |
| 391: Jt Proj Bill to PNM -N Lab | - | - | - | - |
| 426: Capitalized Interest | - | - | - | - |
| 610: Expenses - General | - | - | - | 105,451 |
| 805: Land and Land Rights | - | - | - | - |
| 807: Non Refundable Contrib | - | - | - | (15,072) |
| 829: Construction Adjustment | - | - | - | - |
| 903: SJ Switchyard AR-Labor | - | - | - | - |
| 904: SJ Switchyard AR-Other | - | - | - | - |
| 908: Luna AR - Labor | - | - | - | - |
| 909: Luna AR - Other | - | - | - | - |
| 913: Payroll Taxes | 1 | 1 | 0 | 12,696 |
| 914: Pension and Benefits | 2 | 2 | 0 | 49,337 |
| 915: Injuries and Damages | 2 | 2 | 0 | 13,200 |
| 921: Stores Load | 12 | 18 | 3 | 9,919 |
| 922: Minor Material Load | - | - | - | 18,749 |
| 925: E&S Loads | 14 | 20 | 4 | 65,166 |
| 926: A&G Loads | 7 | 10 | 2 | 23,887 |
| 928: AFUDC Debt | - | - | - | 285 |
| 929: AFUDC Equity | - | - | - | 52 |
| 961: Luna A&G PNMR D&V | - | - | - | - |
| 825: Closing Addition | (520) | (471) | (376) | (570,361) |
| 825: Closing Cost of Removal | (19) | (20) | (17) | (98,511) |
| Project Net | (313) | (161) | (331) | 1,314 |

## Project No: 15500507 Lighting

| | BegBal-Oct27 | Oct27 | Nov27 | Dec27 | EndBal-27 | Jan28 | Feb28 | Mar28 |
|---|---|---|---|---|---|---|---|---|
| 110: Straight Time-General | 173,392 | 19 | 20 | 4 | 173,435 | 12 | 17 | 14 |
| 120: Overtime-General | 932 | - | - | - | 932 | - | - | - |
| 350: Material Issues-Major | 203,081 | 179 | 185 | 37 | 203,482 | 115 | 162 | 138 |
| 370: Outside Services | 9,112 | 273 | 283 | 56 | 9,724 | 176 | 247 | 210 |
| 374: Outside Services Legal | - | - | - | - | - | - | - | - |
| 377: Outside Svcs-Temp Labor | - | - | - | - | - | - | - | - |
| 391: Jt Proj Bill to PNM -N Lab | - | - | - | - | - | - | - | - |
| 426: Capitalized Interest | - | - | - | - | - | - | - | - |
| 610: Expenses - General | 105,451 | - | - | - | 105,451 | - | - | - |
| 805: Land and Land Rights | - | - | - | - | - | - | - | - |
| 807: Non Refundable Contrib | (15,072) | - | - | - | (15,072) | - | - | - |
| 829: Construction Adjustment | - | - | - | - | - | - | - | - |
| 903: SJ Switchyard AR-Labor | - | - | - | - | - | - | - | - |
| 904: SJ Switchyard AR-Other | - | - | - | - | - | - | - | - |
| 908: Luna AR - Labor | - | - | - | - | - | - | - | - |
| 909: Luna AR - Other | - | - | - | - | - | - | - | - |
| 913: Payroll Taxes | 12,696 | 2 | 2 | 0 | 12,699 | 1 | 1 | 1 |
| 914: Pension and Benefits | 49,337 | 4 | 4 | 1 | 49,345 | 2 | 3 | 3 |
| 915: Injuries and Damages | 13,200 | 4 | 4 | 1 | 13,208 | 2 | 3 | 3 |
| 921: Stores Load | 9,919 | 30 | 31 | 6 | 9,986 | 19 | 27 | 23 |
| 922: Minor Material Load | 18,749 | - | - | - | 18,749 | - | - | - |
| 925: E&S Loads | 65,166 | 34 | 35 | 7 | 65,241 | 22 | 30 | 26 |
| 926: A&G Loads | 23,887 | 18 | 18 | 4 | 23,927 | 11 | 15 | 13 |
| 928: AFUDC Debt | 285 | - | - | - | 285 | - | - | - |
| 929: AFUDC Equity | 52 | - | - | - | 52 | - | - | - |
| 961: Luna A&G PNMR D&V | - | - | - | - | - | - | - | - |
| 825: Closing Addition | (570,361) | (409) | (440) | (363) | (571,574) | (357) | (383) | (387) |
| 825: Closing Cost of Removal | (98,511) | (22) | (26) | (22) | (98,581) | (23) | (26) | (27) |
| Project Net | 1,314 | 130 | 116 | (270) | 1,290 | (19) | 98 | 17 |

**Project No:** **15500507** **Lighting**

| | Apr28 | May28 | Jun28 | Jul28 | Aug28 | Sep28 | EndBal-Sep28 |
|---|---|---|---|---|---|---|---|
| 110: Straight Time-General | 15 | 13 | 8 | 8 | 11 | 2 | 173,535 |
| 120: Overtime-General | - | - | - | - | - | - | 932 |
| 350: Material Issues-Major | 142 | 128 | 78 | 73 | 106 | 20 | 204,444 |
| 370: Outside Services | 217 | 195 | 119 | 111 | 162 | 30 | 11,191 |
| 374: Outside Services Legal | - | - | - | - | - | - | - |
| 377: Outside Svcs-Temp Labor | - | - | - | - | - | - | - |
| 391: Jt Proj Bill to PNM -N Lab | - | - | - | - | - | - | - |
| 426: Capitalized Interest | - | - | - | - | - | - | - |
| 610: Expenses - General | - | - | - | - | - | - | 105,451 |
| 805: Land and Land Rights | - | - | - | - | - | - | - |
| 807: Non Refundable Contrib | - | - | - | - | - | - | (15,072) |
| 829: Construction Adjustment | - | - | - | - | - | - | - |
| 903: SJ Switchyard AR-Labor | - | - | - | - | - | - | - |
| 904: SJ Switchyard AR-Other | - | - | - | - | - | - | - |
| 908: Luna AR - Labor | - | - | - | - | - | - | - |
| 909: Luna AR - Other | - | - | - | - | - | - | - |
| 913: Payroll Taxes | 1 | 1 | 1 | 1 | 1 | 0 | 12,707 |
| 914: Pension and Benefits | 3 | 2 | 2 | 2 | 2 | 0 | 49,364 |
| 915: Injuries and Damages | 3 | 2 | 2 | 2 | 2 | 0 | 13,227 |
| 921: Stores Load | 24 | 21 | 13 | 12 | 18 | 3 | 10,148 |
| 922: Minor Material Load | - | - | - | - | - | - | 18,749 |
| 925: E&S Loads | 27 | 24 | 15 | 14 | 20 | 4 | 65,422 |
| 926: A&G Loads | 13 | 12 | 7 | 7 | 10 | 2 | 24,016 |
| 928: AFUDC Debt | - | - | - | - | - | - | 285 |
| 929: AFUDC Equity | - | - | - | - | - | - | 52 |
| 961: Luna A&G PNMR D&V | - | - | - | - | - | - | - |
| 825: Closing Addition | (393) | (388) | (351) | (319) | (317) | (257) | (574,725) |
| 825: Closing Cost of Removal | (28) | (28) | (25) | (23) | (23) | (19) | (98,802) |
| Project Net | 24 | (17) | (133) | (114) | (8) | (214) | 923 |

**Project No:** **15500807** **Services**

Company: 001 Electric Services
Location: 155 Silver City Services Dist

**Project Information**

| | County % |
|---|---|
| Grant | 91% |
| Hidalgo | 9% |

Estimated Start Date 1/1/2007

Estimated Completion Date 12/31/2032

Description

This project covers the expenses for the installation, connection, and in the case of service retirement, disconnection and removal, of PNM customer access or "services" in Grant County. Services include overhead and underground conductors connecting the PNM distribution system to the customer. Materials to be purchased include overhead and underground service wires and associated connecting or terminating equipment.

## Project No: 15500807 Services

Project Need Justification

PNM receives approximately 10,000 customer requests for services related work each year statewide. The majority of these requests are located in the Metro Albuquerque area (70%). Approximately 15% of these applications are for customers in southern New Mexico, including Grant County. As an example, these requests include upgrades for residential electrical panels from 100 to 200 A to accommodate heating or cooling systems or rooftop solar. They can include the addition of a garage, shop or RV connection separate from the primary house meter. Additionally, they can include new residential home or commercial construction where a line extension is not needed.

PNM is obligated to serve customers within its service territory. PNM and the customers' service cost responsibilities are defined within PNM's Rules and Regulations, specifically Rules 15, 16, and 18 filed with the New Mexico Public Regulatory Commission (NMPRC) pursuant to NMPRC Rule 210. This project covers the expenses associated with labor, materials, outside services (contractors), and transportation required for PNM to meet its obligation to serve customers by either connecting or disconnecting electrical service to customer facilities.

**Project No:** **15500807** **Services**

Project Alternatives

1. Do nothing. PNM would not provide installation, connection, or disconnection services and would be in conflict with the Rules and Regulations, specifically Rules 15, 16, and 18 filed with the New Mexico Public Regulatory Commission (NMPRC) pursuant to NMPRC Rule 210. Customers would have little to no options for connection or disconnection.
2. If a customer prefers a more expensive connection to PNM's distribution network (e.g., if a residential customer in an area served by overhead lines prefers an underground service) the customer must provide the service wires per PNM rules and is response for covering a portion of the increased costs

## Project No: 15500807 Services

Project Estimate Approach

Since the amount, length, and types of services to be installed each year is unknown at the time of budget preparation, the budget is estimated by applying escalation factors to historical spend for similar activities. The initial budget for this project was developed by cost escalation factors to the most recent 12-month actual spend. An adjustment was made to the actual spend to account for expected cost increases for a planned change in the installation practice for residential underground services from direct buried wired to installation of service wire in conduit. Labor and non-labor cost components are escalated using customary annual expected cost increase percentages supplied by PNM Budget.

In 2025, the average cost per energization was approximately $2,200.

**Project No:** **15500807** **Services**

Customer Benefit

This project provides funding for customers' services and connections enabling power delivery to customers. PNM recovers the cost for customers who request service upgrades that do not require a line extension to cover the labor, materials and contractor installation expenses required for PNM to safely and timely energize their project. PNM works closely with customers and their contractors to maintain consistent communication with customers regarding their project status and needs. All of these benefits are provided to customers and recovered through rate base.

After their project is completed, customers and their contractors receive a survey asking for feedback and to rate their satisfaction with the services delivered by PNM. In 2025, the average customer satisfaction rating was 4.0 out of 5 indicating customers are satisfied with their service.

## Project No: 15500807 Services

| | |
|---|---|
| Primary Value Driver | Customer Delivery |
| Compliance | Enables PNM's compliance with Rules and Regulations, specifically Rules 15, 16 and 18 with the New Mexico Public Regulatory Commission (NMPRC) pursuant to NMPRC Rule 210. |
| Customer Delivery | This project provides funding for customers' services and connections enabling power delivery to customers. PNM recovers the cost for customers who request service upgrades that do not require a line extension to cover the labor, materials and contractor installation expenses required for PNM to safely and timely energize their project. PNM works closely with customers and their contractors to maintain consistent communication with customers regarding their project status and needs. All of these benefits are provided to customers and recovered through rate base.<br><br>After their project is completed, customers and their contractors receive a survey asking for feedback and to rate their satisfaction with the services delivered by PNM. For the second half of 2023, the average customer satisfaction rating was 3.8 out of 5 indicating customers are satisfied with their service. |
| Energy Transition | |

**Project No:** **15500807** **Services**

General Services

Reliability & Resiliency

Safety & Security

Technology Advancements

## Project No: 15500807 Services

| | BegBal-Jul26 | Jul26 | Aug26 | Sep26 | Oct26 | Nov26 | Dec26 | EndBal-26 |
|---|---|---|---|---|---|---|---|---|
| 110: Straight Time-General | 2,920,334 | 1,429 | 1,556 | 1,333 | 1,631 | 1,275 | 1,358 | 2,928,915 |
| 120: Overtime-General | 106,282 | - | - | - | - | - | - | 106,282 |
| 350: Material Issues-Major | 441,052 | 13,574 | 14,780 | 12,662 | 15,490 | 12,114 | 12,900 | 522,572 |
| 370: Outside Services | 641,746 | 20,718 | 22,560 | 19,326 | 23,643 | 18,490 | 19,690 | 766,172 |
| 374: Outside Services Legal | - | - | - | - | - | - | - | - |
| 377: Outside Svcs-Temp Labor | - | - | - | - | 90,194 | - | - | 90,194 |
| 391: Jt Proj Bill to PNM -N Lab | - | - | - | - | - | - | - | - |
| 426: Capitalized Interest | - | - | - | - | - | - | - | - |
| 610: Expenses - General | 1,892,837 | - | - | - | - | - | - | 1,892,837 |
| 805: Land and Land Rights | - | - | - | - | - | - | - | - |
| 807: Non Refundable Contrib | (27,230) | - | - | - | - | - | - | (27,230) |
| 829: Construction Adjustment | - | - | - | - | - | - | - | - |
| 903: SJ Switchyard AR-Labor | - | - | - | - | - | - | - | - |
| 904: SJ Switchyard AR-Other | - | - | - | - | - | - | - | - |
| 908: Luna AR - Labor | - | - | - | - | - | - | - | - |
| 909: Luna AR - Other | - | - | - | - | - | - | - | - |
| 913: Payroll Taxes | 227,231 | 109 | 119 | 102 | 124 | 97 | 103 | 227,885 |
| 914: Pension and Benefits | 744,847 | 266 | 290 | 248 | 303 | 237 | 253 | 746,444 |
| 915: Injuries and Damages | 283,218 | 283 | 308 | 264 | 323 | 252 | 269 | 284,917 |
| 921: Stores Load | 10,286 | 3,093 | 3,368 | 2,885 | 3,530 | 2,761 | 2,940 | 28,863 |
| 922: Minor Material Load | 7,307 | - | - | - | - | - | - | 7,307 |
| 925: E&S Loads | 647,022 | 2,365 | 2,575 | 2,206 | 8,561 | 2,110 | 2,247 | 667,086 |
| 926: A&G Loads | 236,317 | 1,857 | 2,023 | 1,733 | 6,810 | 1,658 | 1,765 | 252,163 |
| 928: AFUDC Debt | 23,792 | - | - | - | - | - | - | 23,792 |
| 929: AFUDC Equity | 5,887 | - | - | - | - | - | - | 5,887 |
| 961: Luna A&G PNMR D&V | - | - | - | - | - | - | - | - |
| 825: Closing Addition | (7,313,201) | (145,584) | - | - | (222,220) | - | (74,883) | (7,755,887) |
| 825: Closing Cost of Removal | (712,088) | (33,747) | - | - | (16,726) | - | (5,636) | (768,198) |
| Project Net | 135,638 | (135,638) | 47,577 | 40,759 | (88,336) | 38,995 | (38,995) | 0 |

**Project No:** **15500807** **Services**

| | BegBal-27 | Jan27 | Feb27 | Mar27 | Apr27 | May27 | Jun27 |
|---|---|---|---|---|---|---|---|
| 110: Straight Time-General | 2,928,915 | 1,465 | 1,655 | 2,157 | 2,221 | 1,751 | 2,072 |
| 120: Overtime-General | 106,282 | - | - | - | - | - | - |
| 350: Material Issues-Major | 522,572 | 13,917 | 15,724 | 20,495 | 21,102 | 16,634 | 19,681 |
| 370: Outside Services | 766,172 | 21,242 | 23,999 | 31,282 | 32,209 | 25,389 | 30,040 |
| 374: Outside Services Legal | - | - | - | - | - | - | - |
| 377: Outside Svcs-Temp Labor | 90,194 | - | - | - | - | - | - |
| 391: Jt Proj Bill to PNM -N Lab | - | - | - | - | - | - | - |
| 426: Capitalized Interest | - | - | - | - | - | - | - |
| 610: Expenses - General | 1,892,837 | - | - | - | - | - | - |
| 805: Land and Land Rights | - | - | - | - | - | - | - |
| 807: Non Refundable Contrib | (27,230) | - | - | - | - | - | - |
| 829: Construction Adjustment | - | - | - | - | - | - | - |
| 903: SJ Switchyard AR-Labor | - | - | - | - | - | - | - |
| 904: SJ Switchyard AR-Other | - | - | - | - | - | - | - |
| 908: Luna AR - Labor | - | - | - | - | - | - | - |
| 909: Luna AR - Other | - | - | - | - | - | - | - |
| 913: Payroll Taxes | 227,885 | 121 | 137 | 178 | 183 | 145 | 171 |
| 914: Pension and Benefits | 746,444 | 278 | 314 | 410 | 422 | 333 | 393 |
| 915: Injuries and Damages | 284,917 | 278 | 314 | 409 | 421 | 332 | 393 |
| 921: Stores Load | 28,863 | 2,334 | 2,637 | 3,437 | 3,538 | 2,789 | 3,300 |
| 922: Minor Material Load | 7,307 | - | - | - | - | - | - |
| 925: E&S Loads | 667,086 | 2,611 | 2,950 | 3,845 | 3,959 | 3,121 | 3,693 |
| 926: A&G Loads | 252,163 | 1,373 | 1,552 | 2,023 | 2,082 | 1,642 | 1,942 |
| 928: AFUDC Debt | 23,792 | - | - | - | - | - | - |
| 929: AFUDC Equity | 5,887 | - | - | - | - | - | - |
| 961: Luna A&G PNMR D&V | - | - | - | - | - | - | - |
| 825: Closing Addition | (7,755,887) | - | - | - | (207,644) | - | - |
| 825: Closing Cost of Removal | (768,198) | - | - | - | (15,629) | - | - |
| Project Net | 0 | 43,619 | 49,281 | 64,235 | (157,135) | 52,135 | 61,685 |

**Project No:** **15500807** **Services**

| | Jul27 | Aug27 | Sep27 | EndBal-Sep27 |
|---|---|---|---|---|
| 110: Straight Time-General | 1,936 | 2,108 | 1,806 | 2,946,086 |
| 120: Overtime-General | - | - | - | 106,282 |
| 350: Material Issues-Major | 18,394 | 20,029 | 17,159 | 685,707 |
| 370: Outside Services | 28,075 | 30,571 | 26,190 | 1,015,169 |
| 374: Outside Services Legal | - | - | - | - |
| 377: Outside Svcs-Temp Labor | - | - | - | 90,194 |
| 391: Jt Proj Bill to PNM -N Lab | - | - | - | - |
| 426: Capitalized Interest | - | - | - | - |
| 610: Expenses - General | - | - | - | 1,892,837 |
| 805: Land and Land Rights | - | - | - | - |
| 807: Non Refundable Contrib | - | - | - | (27,230) |
| 829: Construction Adjustment | - | - | - | - |
| 903: SJ Switchyard AR-Labor | - | - | - | - |
| 904: SJ Switchyard AR-Other | - | - | - | - |
| 908: Luna AR - Labor | - | - | - | - |
| 909: Luna AR - Other | - | - | - | - |
| 913: Payroll Taxes | 160 | 174 | 149 | 229,303 |
| 914: Pension and Benefits | 368 | 400 | 343 | 749,705 |
| 915: Injuries and Damages | 367 | 400 | 342 | 288,172 |
| 921: Stores Load | 3,084 | 3,358 | 2,877 | 56,217 |
| 922: Minor Material Load | - | - | - | 7,307 |
| 925: E&S Loads | 3,451 | 3,758 | 3,219 | 697,693 |
| 926: A&G Loads | 1,815 | 1,977 | 1,693 | 268,262 |
| 928: AFUDC Debt | - | - | - | 23,792 |
| 929: AFUDC Equity | - | - | - | 5,887 |
| 961: Luna A&G PNMR D&V | - | - | - | - |
| 825: Closing Addition | (159,467) | - | - | (8,122,998) |
| 825: Closing Cost of Removal | (12,003) | - | - | (795,830) |
| Project Net | (113,820) | 62,775 | 53,779 | 116,554 |

## Project No: 15500807 Services

| | BegBal-Oct27 | Oct27 | Nov27 | Dec27 | EndBal-27 | Jan28 | Feb28 | Mar28 |
|---|---|---|---|---|---|---|---|---|
| 110: Straight Time-General | 2,946,086 | 2,210 | 1,728 | 1,840 | 2,951,864 | 1,480 | 1,672 | 2,179 |
| 120: Overtime-General | 106,282 | - | - | - | 106,282 | - | - | - |
| 350: Material Issues-Major | 685,707 | 20,992 | 16,416 | 17,481 | 740,596 | 14,057 | 15,881 | 20,700 |
| 370: Outside Services | 1,015,169 | 32,040 | 25,056 | 26,682 | 1,098,947 | 21,455 | 24,239 | 31,595 |
| 374: Outside Services Legal | - | - | - | - | - | - | - | - |
| 377: Outside Svcs-Temp Labor | 90,194 | - | - | - | 90,194 | - | - | - |
| 391: Jt Proj Bill to PNM -N Lab | - | - | - | - | - | - | - | - |
| 426: Capitalized Interest | - | - | - | - | - | - | - | - |
| 610: Expenses - General | 1,892,837 | - | - | - | 1,892,837 | - | - | - |
| 805: Land and Land Rights | - | - | - | - | - | - | - | - |
| 807: Non Refundable Contrib | (27,230) | - | - | - | (27,230) | - | - | - |
| 829: Construction Adjustment | - | - | - | - | - | - | - | - |
| 903: SJ Switchyard AR-Labor | - | - | - | - | - | - | - | - |
| 904: SJ Switchyard AR-Other | - | - | - | - | - | - | - | - |
| 908: Luna AR - Labor | - | - | - | - | - | - | - | - |
| 909: Luna AR - Other | - | - | - | - | - | - | - | - |
| 913: Payroll Taxes | 229,303 | 183 | 143 | 152 | 229,780 | 122 | 138 | 180 |
| 914: Pension and Benefits | 749,705 | 420 | 328 | 349 | 750,802 | 281 | 318 | 414 |
| 915: Injuries and Damages | 288,172 | 419 | 328 | 349 | 289,268 | 281 | 317 | 413 |
| 921: Stores Load | 56,217 | 3,520 | 2,753 | 2,931 | 65,421 | 2,357 | 2,663 | 3,471 |
| 922: Minor Material Load | 7,307 | - | - | - | 7,307 | - | - | - |
| 925: E&S Loads | 697,693 | 3,938 | 3,080 | 3,280 | 707,991 | 2,637 | 2,980 | 3,884 |
| 926: A&G Loads | 268,262 | 2,072 | 1,620 | 1,725 | 273,678 | 1,298 | 1,467 | 1,912 |
| 928: AFUDC Debt | 23,792 | - | - | - | 23,792 | - | - | - |
| 929: AFUDC Equity | 5,887 | - | - | - | 5,887 | - | - | - |
| 961: Luna A&G PNMR D&V | - | - | - | - | - | - | - | - |
| 825: Closing Addition | (8,122,998) | (169,583) | - | (98,804) | (8,391,385) | - | - | - |
| 825: Closing Cost of Removal | (795,830) | (12,764) | - | (7,437) | (816,031) | - | - | - |
| Project Net | 116,554 | (116,554) | 51,451 | (51,451) | 0 | 43,969 | 49,674 | 64,748 |

**Project No:** **15500807** **Services**

| | Apr28 | May28 | Jun28 | Jul28 | Aug28 | Sep28 | EndBal-Sep28 |
|---|---|---|---|---|---|---|---|
| 110: Straight Time-General | 2,243 | 1,768 | 2,092 | 1,956 | 2,129 | 1,824 | 2,969,207 |
| 120: Overtime-General | - | - | - | - | - | - | 106,282 |
| 350: Material Issues-Major | 21,313 | 16,801 | 19,878 | 18,578 | 20,230 | 17,331 | 905,365 |
| 370: Outside Services | 32,531 | 25,643 | 30,340 | 28,356 | 30,877 | 26,452 | 1,350,435 |
| 374: Outside Services Legal | - | - | - | - | - | - | - |
| 377: Outside Svcs-Temp Labor | - | - | - | - | - | - | 90,194 |
| 391: Jt Proj Bill to PNM -N Lab | - | - | - | - | - | - | - |
| 426: Capitalized Interest | - | - | - | - | - | - | - |
| 610: Expenses - General | - | - | - | - | - | - | 1,892,837 |
| 805: Land and Land Rights | - | - | - | - | - | - | - |
| 807: Non Refundable Contrib | - | - | - | - | - | - | (27,230) |
| 829: Construction Adjustment | - | - | - | - | - | - | - |
| 903: SJ Switchyard AR-Labor | - | - | - | - | - | - | - |
| 904: SJ Switchyard AR-Other | - | - | - | - | - | - | - |
| 908: Luna AR - Labor | - | - | - | - | - | - | - |
| 909: Luna AR - Other | - | - | - | - | - | - | - |
| 913: Payroll Taxes | 185 | 146 | 173 | 162 | 176 | 151 | 231,213 |
| 914: Pension and Benefits | 426 | 336 | 397 | 371 | 404 | 346 | 754,095 |
| 915: Injuries and Damages | 425 | 335 | 397 | 371 | 404 | 346 | 292,556 |
| 921: Stores Load | 3,574 | 2,817 | 3,333 | 3,115 | 3,392 | 2,906 | 93,050 |
| 922: Minor Material Load | - | - | - | - | - | - | 7,307 |
| 925: E&S Loads | 3,999 | 3,152 | 3,729 | 3,486 | 3,795 | 3,251 | 738,904 |
| 926: A&G Loads | 1,969 | 1,552 | 1,836 | 1,716 | 1,869 | 1,601 | 288,898 |
| 928: AFUDC Debt | - | - | - | - | - | - | 23,792 |
| 929: AFUDC Equity | - | - | - | - | - | - | 5,887 |
| 961: Luna A&G PNMR D&V | - | - | - | - | - | - | - |
| 825: Closing Addition | (209,301) | - | - | (160,737) | - | - | (8,761,423) |
| 825: Closing Cost of Removal | (15,754) | - | - | (12,099) | - | - | (843,884) |
| Project Net | (158,390) | 52,550 | 62,175 | (114,725) | 63,276 | 54,208 | 117,484 |

**Project No:** **15500907** **Transformers**

Company: 001 Electric Services
Location: 155 Silver City Services Dist

**Project Information**

| | County % | Grant | 91% |
|---|---|---|---|
| | | Hidalgo | 9% |

Estimated Start Date 1/1/2007

Estimated Completion Date 12/31/2032

Description

This project involves the purchase and installation of distribution transformers to ensure voltage levels are maintained within usual and customary ranges usable by customers (i.e., 120 volts for most residential customers and up to 13,800 volts for some commercial or industrial customers).

**Project No:** **15500907 Transformers**

Project Need Justification

PNM is obligated to provide equitable service to new and existing customers. If new or increased load impacts voltages on the existing distribution system, PNM is responsible for addressing this issue to provide equitable service to all customers. This project is needed to ensure PNM has a sufficient number of transformers to meet its obligation to meet the demand of customers. Failure to procure enough transformers would jeopardize PNM's ability to meet the demands of its customers and could impact reliability on the distribution system.

**Project No:** **15500907** **Transformers**

Project Alternatives

As PNM has an obligation to serve its customers, not procuring additional transformers is not an option.
This project is necessary to meet new or growing customer needs. Consideration will be given to deciding between serving new customers from existing transformers or installing new transformers to meet voltage and load demands.

**Project No:** **15500907** **Transformers**

| | |
|---|---|
| Project Estimate Approach | Estimates are based on recent historical costs of transformers coupled with labor costs for the installation or replacement of transformers. The initial budget for this project was developed by applying labor and non-labor cost escalation factors based on the most recent 12-month actual spend. |

**Project No:** **15500907** **Transformers**

| | |
|---|---|
| Customer Benefit | Ensuring PNM has an adequate supply of transformers is necessary to provide safe and reliable to service to meet the demand of new and existing customers. |

| **Project No:** | **15500907 Transformers** |
|---|---|
| Primary Value Driver | Customer Delivery |
| Compliance | This project ensures PNM's continued compliance with Rule 15 of the New Mexico Public Regulatory Commission (NMPRC) pursuant to NMPRC Rule 210. |
| Customer Delivery | Ensuring PNM has an adequate supply of transformers is necessary to provide safe and reliable to service to meet the demand of new and existing customers. |
| Energy Transition | |

**Project No:** **15500907** **Transformers**

General Services

Reliability & Resiliency

Safety & Security

Technology Advancements

## Project No: 15500907 Transformers

| | BegBal-Jul26 | Jul26 | Aug26 | Sep26 | Oct26 | Nov26 | Dec26 | EndBal-26 |
|---|---|---|---|---|---|---|---|---|
| 110: Straight Time-General | 389,745 | 1,354 | 1,652 | 1,230 | 1,381 | 1,411 | 1,047 | 397,820 |
| 120: Overtime-General | 152,208 | - | - | - | - | - | - | 152,208 |
| 350: Material Issues-Major | 4,484,973 | 12,858 | 15,696 | 11,683 | 13,120 | 13,401 | 9,948 | 4,561,679 |
| 370: Outside Services | 44,169 | 19,626 | 23,956 | 17,832 | 20,026 | 20,455 | 15,184 | 161,248 |
| 374: Outside Services Legal | - | - | - | - | - | - | - | - |
| 377: Outside Svcs-Temp Labor | - | - | - | - | - | - | - | - |
| 391: Jt Proj Bill to PNM -N Lab | - | - | - | - | - | - | - | - |
| 426: Capitalized Interest | - | - | - | - | - | - | - | - |
| 610: Expenses - General | 379,255 | - | - | - | - | - | - | 379,255 |
| 805: Land and Land Rights | - | - | - | - | - | - | - | - |
| 807: Non Refundable Contrib | (157,147) | - | - | - | - | - | - | (157,147) |
| 829: Construction Adjustment | - | - | - | - | - | - | - | - |
| 903: SJ Switchyard AR-Labor | - | - | - | - | - | - | - | - |
| 904: SJ Switchyard AR-Other | - | - | - | - | - | - | - | - |
| 908: Luna AR - Labor | - | - | - | - | - | - | - | - |
| 909: Luna AR - Other | - | - | - | - | - | - | - | - |
| 913: Payroll Taxes | 40,322 | 103 | 126 | 94 | 105 | 107 | 80 | 40,937 |
| 914: Pension and Benefits | 136,592 | 252 | 307 | 229 | 257 | 263 | 195 | 138,095 |
| 915: Injuries and Damages | 46,419 | 268 | 327 | 244 | 273 | 279 | 207 | 48,018 |
| 921: Stores Load | 79,118 | 2,930 | 3,577 | 2,662 | 2,990 | 3,054 | 2,267 | 96,598 |
| 922: Minor Material Load | 6,552 | - | - | - | - | - | - | 6,552 |
| 925: E&S Loads | 681,145 | 2,240 | 2,734 | 2,035 | 2,286 | 2,335 | 1,733 | 694,507 |
| 926: A&G Loads | 295,203 | 1,760 | 2,148 | 1,599 | 1,795 | 1,834 | 1,361 | 305,699 |
| 928: AFUDC Debt | 50 | - | - | - | - | - | - | 50 |
| 929: AFUDC Equity | 73 | - | - | - | - | - | - | 73 |
| 961: Luna A&G PNMR D&V | - | - | - | - | - | - | - | - |
| 825: Closing Addition | (6,253,486) | (18,427) | (28,423) | (30,716) | (33,713) | (35,955) | (33,794) | (6,434,512) |
| 825: Closing Cost of Removal | (311,036) | (1,014) | (1,897) | (2,154) | (2,435) | (2,640) | (2,500) | (323,676) |
| Project Net | 14,154 | 21,950 | 20,204 | 4,738 | 6,086 | 4,544 | (4,272) | 67,403 |

**Project No:** **15500907** **Transformers**

| | BegBal-27 | Jan27 | Feb27 | Mar27 | Apr27 | May27 | Jun27 |
|---|---|---|---|---|---|---|---|
| 110: Straight Time-General | 397,820 | 983 | 980 | 880 | 1,366 | 1,603 | 1,310 |
| 120: Overtime-General | 152,208 | - | - | - | - | - | - |
| 350: Material Issues-Major | 4,561,679 | 9,335 | 9,311 | 8,360 | 12,978 | 15,225 | 12,449 |
| 370: Outside Services | 161,248 | 14,249 | 14,211 | 12,760 | 19,809 | 23,239 | 19,001 |
| 374: Outside Services Legal | - | - | - | - | - | - | - |
| 377: Outside Svcs-Temp Labor | - | - | - | - | - | - | - |
| 391: Jt Proj Bill to PNM -N Lab | - | - | - | - | - | - | - |
| 426: Capitalized Interest | - | - | - | - | - | - | - |
| 610: Expenses - General | 379,255 | - | - | - | - | - | - |
| 805: Land and Land Rights | - | - | - | - | - | - | - |
| 807: Non Refundable Contrib | (157,147) | - | - | - | - | - | - |
| 829: Construction Adjustment | - | - | - | - | - | - | - |
| 903: SJ Switchyard AR-Labor | - | - | - | - | - | - | - |
| 904: SJ Switchyard AR-Other | - | - | - | - | - | - | - |
| 908: Luna AR - Labor | - | - | - | - | - | - | - |
| 909: Luna AR - Other | - | - | - | - | - | - | - |
| 913: Payroll Taxes | 40,937 | 81 | 81 | 73 | 113 | 132 | 108 |
| 914: Pension and Benefits | 138,095 | 187 | 186 | 167 | 259 | 304 | 249 |
| 915: Injuries and Damages | 48,018 | 186 | 186 | 167 | 259 | 304 | 248 |
| 921: Stores Load | 96,598 | 1,565 | 1,561 | 1,402 | 2,176 | 2,553 | 2,087 |
| 922: Minor Material Load | 6,552 | - | - | - | - | - | - |
| 925: E&S Loads | 694,507 | 1,751 | 1,747 | 1,568 | 2,435 | 2,857 | 2,336 |
| 926: A&G Loads | 305,699 | 921 | 919 | 825 | 1,281 | 1,503 | 1,229 |
| 928: AFUDC Debt | 50 | - | - | - | - | - | - |
| 929: AFUDC Equity | 73 | - | - | - | - | - | - |
| 961: Luna A&G PNMR D&V | - | - | - | - | - | - | - |
| 825: Closing Addition | (6,434,512) | (31,490) | (29,967) | (28,007) | (31,445) | (35,972) | (36,082) |
| 825: Closing Cost of Removal | (323,676) | (2,342) | (2,237) | (2,096) | (2,359) | (2,703) | (2,713) |
| Project Net | 67,403 | (4,573) | (3,023) | (3,902) | 6,872 | 9,045 | 223 |

**Project No:** **15500907** **Transformers**

| | Jul27 | Aug27 | Sep27 | EndBal-Sep27 |
|---|---|---|---|---|
| 110: Straight Time-General | 1,444 | 1,762 | 1,312 | 409,460 |
| 120: Overtime-General | - | - | - | 152,208 |
| 350: Material Issues-Major | 13,716 | 16,742 | 12,462 | 4,672,257 |
| 370: Outside Services | 20,934 | 25,553 | 19,021 | 330,025 |
| 374: Outside Services Legal | - | - | - | - |
| 377: Outside Svcs-Temp Labor | - | - | - | - |
| 391: Jt Proj Bill to PNM -N Lab | - | - | - | - |
| 426: Capitalized Interest | - | - | - | - |
| 610: Expenses - General | - | - | - | 379,255 |
| 805: Land and Land Rights | - | - | - | - |
| 807: Non Refundable Contrib | - | - | - | (157,147) |
| 829: Construction Adjustment | - | - | - | - |
| 903: SJ Switchyard AR-Labor | - | - | - | - |
| 904: SJ Switchyard AR-Other | - | - | - | - |
| 908: Luna AR - Labor | - | - | - | - |
| 909: Luna AR - Other | - | - | - | - |
| 913: Payroll Taxes | 119 | 146 | 108 | 41,899 |
| 914: Pension and Benefits | 274 | 335 | 249 | 140,305 |
| 915: Injuries and Damages | 274 | 334 | 249 | 50,225 |
| 921: Stores Load | 2,300 | 2,807 | 2,090 | 115,139 |
| 922: Minor Material Load | - | - | - | 6,552 |
| 925: E&S Loads | 2,573 | 3,141 | 2,338 | 715,253 |
| 926: A&G Loads | 1,354 | 1,652 | 1,230 | 316,612 |
| 928: AFUDC Debt | - | - | - | 50 |
| 929: AFUDC Equity | - | - | - | 73 |
| 961: Luna A&G PNMR D&V | - | - | - | - |
| 825: Closing Addition | (37,446) | (41,419) | (39,636) | (6,745,976) |
| 825: Closing Cost of Removal | (2,816) | (3,116) | (2,982) | (347,041) |
| Project Net | 2,726 | 7,936 | (3,560) | 79,149 |

## Project No: 15500907 Transformers

| | BegBal-Oct27 | Oct27 | Nov27 | Dec27 | EndBal-27 | Jan28 | Feb28 | Mar28 |
|---|---|---|---|---|---|---|---|---|
| 110: Straight Time-General | 409,460 | 1,473 | 1,505 | 1,117 | 413,555 | 1,044 | 1,041 | 935 |
| 120: Overtime-General | 152,208 | - | - | - | 152,208 | - | - | - |
| 350: Material Issues-Major | 4,672,257 | 13,995 | 14,295 | 10,611 | 4,711,158 | 9,919 | 9,892 | 8,882 |
| 370: Outside Services | 330,025 | 21,361 | 21,818 | 16,196 | 389,400 | 15,139 | 15,099 | 13,557 |
| 374: Outside Services Legal | - | - | - | - | - | - | - | - |
| 377: Outside Svcs-Temp Labor | - | - | - | - | - | - | - | - |
| 391: Jt Proj Bill to PNM -N Lab | - | - | - | - | - | - | - | - |
| 426: Capitalized Interest | - | - | - | - | - | - | - | - |
| 610: Expenses - General | 379,255 | - | - | - | 379,255 | - | - | - |
| 805: Land and Land Rights | - | - | - | - | - | - | - | - |
| 807: Non Refundable Contrib | (157,147) | - | - | - | (157,147) | - | - | - |
| 829: Construction Adjustment | - | - | - | - | - | - | - | - |
| 903: SJ Switchyard AR-Labor | - | - | - | - | - | - | - | - |
| 904: SJ Switchyard AR-Other | - | - | - | - | - | - | - | - |
| 908: Luna AR - Labor | - | - | - | - | - | - | - | - |
| 909: Luna AR - Other | - | - | - | - | - | - | - | - |
| 913: Payroll Taxes | 41,899 | 122 | 124 | 92 | 42,237 | 86 | 86 | 77 |
| 914: Pension and Benefits | 140,305 | 280 | 286 | 212 | 141,083 | 198 | 198 | 178 |
| 915: Injuries and Damages | 50,225 | 279 | 285 | 212 | 51,002 | 198 | 197 | 177 |
| 921: Stores Load | 115,139 | 2,347 | 2,397 | 1,779 | 121,662 | 1,663 | 1,659 | 1,489 |
| 922: Minor Material Load | 6,552 | - | - | - | 6,552 | - | - | - |
| 925: E&S Loads | 715,253 | 2,626 | 2,682 | 1,991 | 722,552 | 1,861 | 1,856 | 1,666 |
| 926: A&G Loads | 316,612 | 1,381 | 1,411 | 1,047 | 320,450 | 916 | 914 | 820 |
| 928: AFUDC Debt | 50 | - | - | - | 50 | - | - | - |
| 929: AFUDC Equity | 73 | - | - | - | 73 | - | - | - |
| 961: Luna A&G PNMR D&V | - | - | - | - | - | - | - | - |
| 825: Closing Addition | (6,745,976) | (40,041) | (40,610) | (37,222) | (6,863,849) | (34,293) | (32,362) | (30,078) |
| 825: Closing Cost of Removal | (347,041) | (3,013) | (3,056) | (2,801) | (355,912) | (2,581) | (2,436) | (2,264) |
| Project Net | 79,149 | 809 | 1,137 | (6,766) | 74,329 | (5,849) | (3,856) | (4,560) |

**Project No:** **15500907** **Transformers**

| | Apr28 | May28 | Jun28 | Jul28 | Aug28 | Sep28 | EndBal-Sep28 |
|---|---|---|---|---|---|---|---|
| 110: Straight Time-General | 1,452 | 1,703 | 1,392 | 1,534 | 1,872 | 1,394 | 425,922 |
| 120: Overtime-General | - | - | - | - | - | - | 152,208 |
| 350: Material Issues-Major | 13,790 | 16,177 | 13,227 | 14,573 | 17,788 | 13,241 | 4,828,647 |
| 370: Outside Services | 21,047 | 24,691 | 20,189 | 22,243 | 27,151 | 20,210 | 568,726 |
| 374: Outside Services Legal | - | - | - | - | - | - | - |
| 377: Outside Svcs-Temp Labor | - | - | - | - | - | - | - |
| 391: Jt Proj Bill to PNM -N Lab | - | - | - | - | - | - | - |
| 426: Capitalized Interest | - | - | - | - | - | - | - |
| 610: Expenses - General | - | - | - | - | - | - | 379,255 |
| 805: Land and Land Rights | - | - | - | - | - | - | - |
| 807: Non Refundable Contrib | - | - | - | - | - | - | (157,147) |
| 829: Construction Adjustment | - | - | - | - | - | - | - |
| 903: SJ Switchyard AR-Labor | - | - | - | - | - | - | - |
| 904: SJ Switchyard AR-Other | - | - | - | - | - | - | - |
| 908: Luna AR - Labor | - | - | - | - | - | - | - |
| 909: Luna AR - Other | - | - | - | - | - | - | - |
| 913: Payroll Taxes | 120 | 141 | 115 | 127 | 155 | 115 | 43,259 |
| 914: Pension and Benefits | 276 | 323 | 264 | 291 | 355 | 265 | 143,431 |
| 915: Injuries and Damages | 275 | 323 | 264 | 291 | 355 | 264 | 53,346 |
| 921: Stores Load | 2,312 | 2,713 | 2,218 | 2,444 | 2,983 | 2,220 | 141,363 |
| 922: Minor Material Load | - | - | - | - | - | - | 6,552 |
| 925: E&S Loads | 2,587 | 3,035 | 2,482 | 2,734 | 3,337 | 2,484 | 744,594 |
| 926: A&G Loads | 1,274 | 1,494 | 1,222 | 1,346 | 1,643 | 1,223 | 331,303 |
| 928: AFUDC Debt | - | - | - | - | - | - | 50 |
| 929: AFUDC Equity | - | - | - | - | - | - | 73 |
| 961: Luna A&G PNMR D&V | - | - | - | - | - | - | - |
| 825: Closing Addition | (33,591) | (38,304) | (38,364) | (39,774) | (43,964) | (42,058) | (7,196,636) |
| 825: Closing Cost of Removal | (2,528) | (2,883) | (2,888) | (2,994) | (3,309) | (3,166) | (380,960) |
| Project Net | 7,014 | 9,413 | 120 | 2,815 | 8,366 | (3,806) | 83,986 |

**Project No:** **15501007** **Meter Equipment**

Company: 001 Electric Services
Location: 155 Silver City Services Dist

**Project Information**

| | County % |
|---|---|
| Grant | 91% |
| Hidalgo | 9% |

Estimated Start Date 1/1/2007

Estimated Completion Date 12/31/2032

Description

This project covers metering equipment purchases for new service, interconnections, maintenance, routine replacement, meter retirement, and instrument transformers. Labor costs are included with new service, interconnection, and instrument transformer work.

**Project No:** **15501007** **Meter Equipment**

Project Need Justification

This project is necessary to meet requirements listed under the New Mexico Public Regulatory Commission (NMPRC) rules 17.9.560.14, 17.9.570 and the Superseding Application and Stipulation of Case 2124. This project ensures that PNM accurately monitors energy consumption to provide customers with timely and accurate bills.

**Project No:** **15501007** **Meter Equipment**

Project Alternatives

The only alternative is to do nothing. This options was not selected because new service, interconnections, maintenance, routine replacement, meter retirement, and instrument transformers can not be completed without meter equipment, and PNM would not meet its obligations to maintain system reliability.

**Project No:** **15501007** **Meter Equipment**

| | |
|---|---|
| Project Estimate Approach | Not required for projects with less than $250,000 in expenditures. |

**Project No:** **15501007** **Meter Equipment**

| | |
|---|---|
| Customer Benefit | PNM customers benefit from this project through ongoing and accurate monitoring of energy consumption and timely and accurate bills. |

## Project No: 15501007 Meter Equipment

| | |
|---|---|
| Primary Value Driver | Customer Delivery |
| Compliance | This project is implemented in accordance with PNM Rule 17, Metering, as filed with the NMPRC and in accordance with NMPRC rules 17.9.560.14 (regarding inspection and tests) , 17.9.570 (relating the governance of cogeneration and small power production) and the Superseding Application and Stipulation of Case 2124. |
| Customer Delivery | ITT metering, new sets, and new interconnections make up approximately 75% of the annual budget. The annual budget for project 15501007 is less than $50,000. |
| Energy Transition | |

**Project No:** **15501007** **Meter Equipment**

General Services

Reliability & Resiliency

Metering equipment is utilized to monitor loads at the distribution and transmission levels.

Single and three phase solid state meters are used as necessary with remote communication capabilities in addition to current and voltage transformers used to provide safe and accurate monitoring of higher voltage loads. Test switches are installed that can interrupt the flow of current to safely allow testing of equipment on site, and wire, lugs and nuts will be provided to securely connect transformer equipment to metering equipment.

Safety & Security

Technology Advancements

## Project No: 15501007 Meter Equipment

| | BegBal-Jul26 | Jul26 | Aug26 | Sep26 | Oct26 | Nov26 | Dec26 | EndBal-26 |
|---|---|---|---|---|---|---|---|---|
| 110: Straight Time-General | 94,252 | 44 | 44 | 43 | 72 | 34 | 58 | 94,547 |
| 120: Overtime-General | 3,405 | - | - | - | - | - | - | 3,405 |
| 350: Material Issues-Major | 1,184,179 | 422 | 415 | 412 | 680 | 321 | 549 | 1,186,979 |
| 370: Outside Services | 1,478 | 644 | 634 | 629 | 1,038 | 490 | 838 | 5,751 |
| 374: Outside Services Legal | - | - | - | - | - | - | - | - |
| 377: Outside Svcs-Temp Labor | - | - | - | - | - | - | - | - |
| 391: Jt Proj Bill to PNM -N Lab | - | - | - | - | - | - | - | - |
| 426: Capitalized Interest | - | - | - | - | - | - | - | - |
| 610: Expenses - General | 24,028 | - | - | - | - | - | - | 24,028 |
| 805: Land and Land Rights | - | - | - | - | - | - | - | - |
| 807: Non Refundable Contrib | (2,916) | - | - | - | - | - | - | (2,916) |
| 829: Construction Adjustment | - | - | - | - | - | - | - | - |
| 903: SJ Switchyard AR-Labor | - | - | - | - | - | - | - | - |
| 904: SJ Switchyard AR-Other | - | - | - | - | - | - | - | - |
| 908: Luna AR - Labor | - | - | - | - | - | - | - | - |
| 909: Luna AR - Other | - | - | - | - | - | - | - | - |
| 913: Payroll Taxes | 7,295 | 3 | 3 | 3 | 5 | 3 | 4 | 7,318 |
| 914: Pension and Benefits | 24,087 | 8 | 8 | 8 | 13 | 6 | 11 | 24,142 |
| 915: Injuries and Damages | 6,740 | 9 | 9 | 9 | 14 | 7 | 11 | 6,798 |
| 921: Stores Load | 23,947 | 96 | 95 | 94 | 155 | 73 | 125 | 24,585 |
| 922: Minor Material Load | 5,503 | - | - | - | - | - | - | 5,503 |
| 925: E&S Loads | 188,294 | 74 | 72 | 72 | 118 | 56 | 96 | 188,782 |
| 926: A&G Loads | 78,350 | 58 | 57 | 56 | 93 | 44 | 75 | 78,733 |
| 928: AFUDC Debt | 12 | - | - | - | - | - | - | 12 |
| 929: AFUDC Equity | 13 | - | - | - | - | - | - | 13 |
| 961: Luna A&G PNMR D&V | - | - | - | - | - | - | - | - |
| 825: Closing Addition | (1,511,823) | (404) | (673) | (853) | (1,231) | (1,145) | (1,304) | (1,517,433) |
| 825: Closing Cost of Removal | (126,845) | (30) | (51) | (64) | (93) | (86) | (98) | (127,268) |
| Project Net | - | 924 | 614 | 410 | 866 | (197) | 364 | 2,980 |

**Project No:** **15501007** **Meter Equipment**

| | BegBal-27 | Jan27 | Feb27 | Mar27 | Apr27 | May27 | Jun27 |
|---|---|---|---|---|---|---|---|
| 110: Straight Time-General | 94,547 | 112 | 108 | 184 | 105 | 122 | 107 |
| 120: Overtime-General | 3,405 | - | - | - | - | - | - |
| 350: Material Issues-Major | 1,186,979 | 1,068 | 1,029 | 1,745 | 993 | 1,162 | 1,015 |
| 370: Outside Services | 5,751 | 1,630 | 1,571 | 2,663 | 1,515 | 1,773 | 1,550 |
| 374: Outside Services Legal | - | - | - | - | - | - | - |
| 377: Outside Svcs-Temp Labor | - | - | - | - | - | - | - |
| 391: Jt Proj Bill to PNM -N Lab | - | - | - | - | - | - | - |
| 426: Capitalized Interest | - | - | - | - | - | - | - |
| 610: Expenses - General | 24,028 | - | - | - | - | - | - |
| 805: Land and Land Rights | - | - | - | - | - | - | - |
| 807: Non Refundable Contrib | (2,916) | - | - | - | - | - | - |
| 829: Construction Adjustment | - | - | - | - | - | - | - |
| 903: SJ Switchyard AR-Labor | - | - | - | - | - | - | - |
| 904: SJ Switchyard AR-Other | - | - | - | - | - | - | - |
| 908: Luna AR - Labor | - | - | - | - | - | - | - |
| 909: Luna AR - Other | - | - | - | - | - | - | - |
| 913: Payroll Taxes | 7,318 | 9 | 9 | 15 | 9 | 10 | 9 |
| 914: Pension and Benefits | 24,142 | 21 | 21 | 35 | 20 | 23 | 20 |
| 915: Injuries and Damages | 6,798 | 21 | 20 | 35 | 20 | 23 | 20 |
| 921: Stores Load | 24,585 | 179 | 173 | 293 | 167 | 195 | 170 |
| 922: Minor Material Load | 5,503 | - | - | - | - | - | - |
| 925: E&S Loads | 188,782 | 200 | 193 | 327 | 186 | 218 | 191 |
| 926: A&G Loads | 78,733 | 105 | 102 | 172 | 98 | 115 | 100 |
| 928: AFUDC Debt | 12 | - | - | - | - | - | - |
| 929: AFUDC Equity | 13 | - | - | - | - | - | - |
| 961: Luna A&G PNMR D&V | - | - | - | - | - | - | - |
| 825: Closing Addition | (1,517,433) | (1,883) | (2,240) | (3,151) | (3,069) | (3,170) | (3,103) |
| 825: Closing Cost of Removal | (127,268) | (142) | (169) | (237) | (231) | (239) | (234) |
| Project Net | 2,980 | 1,322 | 816 | 2,081 | (188) | 232 | (154) |

**Project No:** **15501007** **Meter Equipment**

| | Jul27 | Aug27 | Sep27 | EndBal-Sep27 |
|---|---|---|---|---|
| 110: Straight Time-General | 122 | 120 | 119 | 95,646 |
| 120: Overtime-General | - | - | - | 3,405 |
| 350: Material Issues-Major | 1,160 | 1,142 | 1,133 | 1,197,426 |
| 370: Outside Services | 1,771 | 1,742 | 1,729 | 21,695 |
| 374: Outside Services Legal | - | - | - | - |
| 377: Outside Svcs-Temp Labor | - | - | - | - |
| 391: Jt Proj Bill to PNM -N Lab | - | - | - | - |
| 426: Capitalized Interest | - | - | - | - |
| 610: Expenses - General | - | - | - | 24,028 |
| 805: Land and Land Rights | - | - | - | - |
| 807: Non Refundable Contrib | - | - | - | (2,916) |
| 829: Construction Adjustment | - | - | - | - |
| 903: SJ Switchyard AR-Labor | - | - | - | - |
| 904: SJ Switchyard AR-Other | - | - | - | - |
| 908: Luna AR - Labor | - | - | - | - |
| 909: Luna AR - Other | - | - | - | - |
| 913: Payroll Taxes | 10 | 10 | 10 | 7,408 |
| 914: Pension and Benefits | 23 | 23 | 23 | 24,351 |
| 915: Injuries and Damages | 23 | 23 | 23 | 7,007 |
| 921: Stores Load | 195 | 191 | 190 | 26,336 |
| 922: Minor Material Load | - | - | - | 5,503 |
| 925: E&S Loads | 218 | 214 | 213 | 190,742 |
| 926: A&G Loads | 114 | 113 | 112 | 79,764 |
| 928: AFUDC Debt | - | - | - | 12 |
| 929: AFUDC Equity | - | - | - | 13 |
| 961: Luna A&G PNMR D&V | - | - | - | - |
| 825: Closing Addition | (3,192) | (3,235) | (3,257) | (1,543,733) |
| 825: Closing Cost of Removal | (240) | (244) | (245) | (129,247) |
| Project Net | 204 | 99 | 49 | 7,441 |

## Project No: 15501007 Meter Equipment

| | BegBal-Oct27 | Oct27 | Nov27 | Dec27 | EndBal-27 | Jan28 | Feb28 | Mar28 |
|---|---|---|---|---|---|---|---|---|
| 110: Straight Time-General | 95,646 | 197 | 93 | 159 | 96,095 | 114 | 109 | 185 |
| 120: Overtime-General | 3,405 | - | - | - | 3,405 | - | - | - |
| 350: Material Issues-Major | 1,197,426 | 1,869 | 883 | 1,508 | 1,201,686 | 1,078 | 1,040 | 1,762 |
| 370: Outside Services | 21,695 | 2,853 | 1,348 | 2,302 | 28,198 | 1,646 | 1,587 | 2,690 |
| 374: Outside Services Legal | - | - | - | - | - | - | - | - |
| 377: Outside Svcs-Temp Labor | - | - | - | - | - | - | - | - |
| 391: Jt Proj Bill to PNM -N Lab | - | - | - | - | - | - | - | - |
| 426: Capitalized Interest | - | - | - | - | - | - | - | - |
| 610: Expenses - General | 24,028 | - | - | - | 24,028 | - | - | - |
| 805: Land and Land Rights | - | - | - | - | - | - | - | - |
| 807: Non Refundable Contrib | (2,916) | - | - | - | (2,916) | - | - | - |
| 829: Construction Adjustment | - | - | - | - | - | - | - | - |
| 903: SJ Switchyard AR-Labor | - | - | - | - | - | - | - | - |
| 904: SJ Switchyard AR-Other | - | - | - | - | - | - | - | - |
| 908: Luna AR - Labor | - | - | - | - | - | - | - | - |
| 909: Luna AR - Other | - | - | - | - | - | - | - | - |
| 913: Payroll Taxes | 7,408 | 16 | 8 | 13 | 7,445 | 9 | 9 | 15 |
| 914: Pension and Benefits | 24,351 | 37 | 18 | 30 | 24,436 | 22 | 21 | 35 |
| 915: Injuries and Damages | 7,007 | 37 | 18 | 30 | 7,092 | 22 | 21 | 35 |
| 921: Stores Load | 26,336 | 313 | 148 | 253 | 27,051 | 181 | 174 | 295 |
| 922: Minor Material Load | 5,503 | - | - | - | 5,503 | - | - | - |
| 925: E&S Loads | 190,742 | 351 | 166 | 283 | 191,541 | 202 | 195 | 331 |
| 926: A&G Loads | 79,764 | 184 | 87 | 149 | 80,185 | 100 | 96 | 163 |
| 928: AFUDC Debt | 12 | - | - | - | 12 | - | - | - |
| 929: AFUDC Equity | 13 | - | - | - | 13 | - | - | - |
| 961: Luna A&G PNMR D&V | - | - | - | - | - | - | - | - |
| 825: Closing Addition | (1,543,733) | (3,958) | (3,515) | (3,797) | (1,555,003) | (3,586) | (3,406) | (3,956) |
| 825: Closing Cost of Removal | (129,247) | (298) | (265) | (286) | (130,096) | (270) | (256) | (298) |
| Project Net | 7,441 | 1,603 | (1,012) | 644 | 8,676 | (482) | (411) | 1,257 |

## Project No: 15501007 Meter Equipment

| | Apr28 | May28 | Jun28 | Jul28 | Aug28 | Sep28 | EndBal-Sep28 |
|---|---|---|---|---|---|---|---|
| 110: Straight Time-General | 106 | 124 | 108 | 123 | 121 | 120 | 97,205 |
| 120: Overtime-General | - | - | - | - | - | - | 3,405 |
| 350: Material Issues-Major | 1,003 | 1,173 | 1,025 | 1,172 | 1,153 | 1,144 | 1,212,236 |
| 370: Outside Services | 1,531 | 1,791 | 1,565 | 1,788 | 1,760 | 1,747 | 44,303 |
| 374: Outside Services Legal | - | - | - | - | - | - | - |
| 377: Outside Svcs-Temp Labor | - | - | - | - | - | - | - |
| 391: Jt Proj Bill to PNM -N Lab | - | - | - | - | - | - | - |
| 426: Capitalized Interest | - | - | - | - | - | - | - |
| 610: Expenses - General | - | - | - | - | - | - | 24,028 |
| 805: Land and Land Rights | - | - | - | - | - | - | - |
| 807: Non Refundable Contrib | - | - | - | - | - | - | (2,916) |
| 829: Construction Adjustment | - | - | - | - | - | - | - |
| 903: SJ Switchyard AR-Labor | - | - | - | - | - | - | - |
| 904: SJ Switchyard AR-Other | - | - | - | - | - | - | - |
| 908: Luna AR - Labor | - | - | - | - | - | - | - |
| 909: Luna AR - Other | - | - | - | - | - | - | - |
| 913: Payroll Taxes | 9 | 10 | 9 | 10 | 10 | 10 | 7,537 |
| 914: Pension and Benefits | 20 | 24 | 21 | 23 | 23 | 23 | 24,647 |
| 915: Injuries and Damages | 20 | 24 | 20 | 23 | 23 | 23 | 7,302 |
| 921: Stores Load | 168 | 197 | 172 | 197 | 193 | 192 | 28,820 |
| 922: Minor Material Load | - | - | - | - | - | - | 5,503 |
| 925: E&S Loads | 188 | 220 | 192 | 220 | 216 | 215 | 193,520 |
| 926: A&G Loads | 93 | 108 | 95 | 108 | 106 | 106 | 81,159 |
| 928: AFUDC Debt | - | - | - | - | - | - | 12 |
| 929: AFUDC Equity | - | - | - | - | - | - | 13 |
| 961: Luna A&G PNMR D&V | - | - | - | - | - | - | - |
| 825: Closing Addition | (3,624) | (3,557) | (3,373) | (3,384) | (3,374) | (3,360) | (1,586,624) |
| 825: Closing Cost of Removal | (273) | (268) | (254) | (255) | (254) | (253) | (132,476) |
| Project Net | (759) | (154) | (420) | 26 | (22) | (34) | 7,676 |

**Project No:** **20000107** **Line Extensions - Residential**

Company: 001 Electric Services
Location: 200 Deming Electric Services

**Project Information**

County % Luna 100%

Estimated Start Date 9/11/2006

Estimated Completion Date 12/31/2032

Description

This project consists of line extensions to provide new or upgrade existing electric service to residential customers. Line extensions consist of the installation of all physical components necessary to provide for new electric service or to upgrade existing services. These physical components include, but are not limited to, all primary wires, secondary wires, service wires, transformers, meters, equipment support structures, trenches, switchgears, and duct bank systems.

**Project No:** **20000107** **Line Extensions - Residential**

| | |
|---|---|
| Project Need Justification | This project is necessary to meet PNM's obligation to serve new and existing customers per PNM Rule 15, Electric Line Extension Policy. This project also provides for the installation of electric line extensions for service to new residential customers, apartment complexes, and residential subdivisions or existing customers requiring upgrades. |

**Project No:** **20000107** **Line Extensions - Residential**

Project Alternatives

As this project is necessary for PNM to serve new or existing customers, there are no alternatives to conducting this work. Line extension options for each new service request are evaluated individually considering many factors such as available capacity on existing lines, alternative routes, customer preferences, and right-of-way constraints. The minimum line extension per PNM Rule 15 is designed based on a balance of cost, timing, and efficiency.

## Project No: 20000107 Line Extensions - Residential

Project Estimate Approach

Historical spend in this funding project was analyzed to develop this project's estimated future spend. This project's spend forecast is prepared by escalating the most recent 12-month actual spend by the expected rate of change in annual new residential customers from available customer growth forecasts and by escalating labor and non-labor actual spend by forecasted labor and non-labor escalation rates.

Line extension costs include all labor, materials, vehicles, and rights-of-way necessary for its construction. Line extension costs also include the costs of changing or upgrading existing facilities to provide the new electric service. Net costs to the project include the above costs less customer payment per PNM Rule 15, Electric Line Extension Policy.

**Project No:** **20000107** **Line Extensions - Residential**

| | |
|---|---|
| Customer Benefit | The customer benefit from this project is electric service to a new or existing home. |

| **Project No:** | **20000107 Line Extensions - Residential** |
|---|---|
| Primary Value Driver | Customer Delivery |
| Compliance | This project is implemented in accordance with PNM Rule 15, Electric Line Extension Policy as filed with the New Mexico Public Regulatory Commission (NMPRC) pursuant to NMPRC Rule 210. |
| Customer Delivery | The customer benefit from this project is electric service to a new or existing home. |
| Energy Transition | |

**Project No:** **20000107** **Line Extensions - Residential**

General Services

Reliability & Resiliency

New line extensions are designed to current PNM design standards which are created for safety, cost, and reliability efficacy. Construction of new line extensions to PNM standards helps improve overall system performance, resilience, and reliability.

Safety & Security

New line extensions are designed to current PNM design standards which incorporate safety standards such as the National Electrical Safety Code (NESC) for public and employee safety.

Technology Advancements

## Project No: 20000107 Line Extensions - Residential

| | BegBal-Jul26 | Jul26 | Aug26 | Sep26 | Oct26 | Nov26 | Dec26 | EndBal-26 |
|---|---|---|---|---|---|---|---|---|
| 110: Straight Time-General | 374,095 | 208 | 547 | 503 | 284 | 478 | 479 | 376,593 |
| 120: Overtime-General | 6,203 | - | - | - | - | - | - | 6,203 |
| 350: Material Issues-Major | 301,899 | 1,976 | 5,197 | 4,774 | 2,696 | 4,539 | 4,550 | 325,631 |
| 370: Outside Services | 196,089 | 3,016 | 7,932 | 7,286 | 4,115 | 6,927 | 6,945 | 232,311 |
| 374: Outside Services Legal | - | - | - | - | - | - | - | - |
| 377: Outside Svcs-Temp Labor | 12,672 | - | - | - | 19,465 | - | - | 32,137 |
| 391: Jt Proj Bill to PNM -N Lab | - | - | - | - | - | - | - | - |
| 426: Capitalized Interest | - | - | - | - | - | - | - | - |
| 610: Expenses - General | 186,659 | - | - | - | - | - | - | 186,659 |
| 805: Land and Land Rights | - | - | - | - | - | - | - | - |
| 807: Non Refundable Contrib | (848,165) | - | - | - | - | - | - | (848,165) |
| 829: Construction Adjustment | - | - | - | - | - | - | - | - |
| 903: SJ Switchyard AR-Labor | - | - | - | - | - | - | - | - |
| 904: SJ Switchyard AR-Other | - | - | - | - | - | - | - | - |
| 908: Luna AR - Labor | - | - | - | - | - | - | - | - |
| 909: Luna AR - Other | - | - | - | - | - | - | - | - |
| 913: Payroll Taxes | 28,635 | 16 | 42 | 38 | 22 | 36 | 37 | 28,826 |
| 914: Pension and Benefits | 89,013 | 39 | 102 | 94 | 53 | 89 | 89 | 89,478 |
| 915: Injuries and Damages | 43,740 | 41 | 108 | 100 | 56 | 95 | 95 | 44,235 |
| 921: Stores Load | 23,135 | 450 | 1,184 | 1,088 | 614 | 1,034 | 1,037 | 28,542 |
| 922: Minor Material Load | 21,505 | - | - | - | - | - | - | 21,505 |
| 925: E&S Loads | 129,216 | 344 | 905 | 832 | 1,735 | 791 | 793 | 134,615 |
| 926: A&G Loads | 48,748 | 270 | 711 | 653 | 1,381 | 621 | 623 | 53,007 |
| 928: AFUDC Debt | - | - | - | - | - | - | - | - |
| 929: AFUDC Equity | - | - | - | - | - | - | - | - |
| 961: Luna A&G PNMR D&V | - | - | - | - | - | - | - | - |
| 825: Closing Addition | (521,436) | (0) | (0) | (0) | (1,088) | (1,213) | (1,337) | (525,074) |
| 825: Closing Cost of Removal | (36,415) | - | - | - | (157) | (166) | (174) | (36,912) |
| Project Net | 55,592 | 6,361 | 16,728 | 15,367 | 29,177 | 13,231 | 13,135 | 149,591 |

**Project No:** **20000107** **Line Extensions - Residential**

| | BegBal-27 | Jan27 | Feb27 | Mar27 | Apr27 | May27 | Jun27 |
|---|---|---|---|---|---|---|---|
| 110: Straight Time-General | 376,593 | 360 | 352 | 446 | 481 | 461 | 431 |
| 120: Overtime-General | 6,203 | - | - | - | - | - | - |
| 350: Material Issues-Major | 325,631 | 3,415 | 3,339 | 4,240 | 4,566 | 4,375 | 4,091 |
| 370: Outside Services | 232,311 | 5,213 | 5,097 | 6,472 | 6,970 | 6,678 | 6,243 |
| 374: Outside Services Legal | - | - | - | - | - | - | - |
| 377: Outside Svcs-Temp Labor | 32,137 | - | - | - | - | - | - |
| 391: Jt Proj Bill to PNM -N Lab | - | - | - | - | - | - | - |
| 426: Capitalized Interest | - | - | - | - | - | - | - |
| 610: Expenses - General | 186,659 | - | - | - | - | - | - |
| 805: Land and Land Rights | - | - | - | - | - | - | - |
| 807: Non Refundable Contrib | (848,165) | - | - | - | - | - | - |
| 829: Construction Adjustment | - | - | - | - | - | - | - |
| 903: SJ Switchyard AR-Labor | - | - | - | - | - | - | - |
| 904: SJ Switchyard AR-Other | - | - | - | - | - | - | - |
| 908: Luna AR - Labor | - | - | - | - | - | - | - |
| 909: Luna AR - Other | - | - | - | - | - | - | - |
| 913: Payroll Taxes | 28,826 | 30 | 29 | 37 | 40 | 38 | 36 |
| 914: Pension and Benefits | 89,478 | 68 | 67 | 85 | 91 | 88 | 82 |
| 915: Injuries and Damages | 44,235 | 68 | 67 | 85 | 91 | 87 | 82 |
| 921: Stores Load | 28,542 | 573 | 560 | 711 | 766 | 734 | 686 |
| 922: Minor Material Load | 21,505 | - | - | - | - | - | - |
| 925: E&S Loads | 134,615 | 641 | 627 | 795 | 857 | 821 | 767 |
| 926: A&G Loads | 53,007 | 337 | 330 | 418 | 451 | 432 | 404 |
| 928: AFUDC Debt | - | - | - | - | - | - | - |
| 929: AFUDC Equity | - | - | - | - | - | - | - |
| 961: Luna A&G PNMR D&V | - | - | - | - | - | - | - |
| 825: Closing Addition | (525,074) | (1,423) | (1,506) | (1,615) | (1,732) | (1,842) | (1,943) |
| 825: Closing Cost of Removal | (36,912) | (180) | (185) | (193) | (201) | (209) | (216) |
| Project Net | 149,591 | 9,102 | 8,775 | 11,481 | 12,380 | 11,663 | 10,663 |

**Project No:** **20000107** **Line Extensions - Residential**

| | Jul27 | Aug27 | Sep27 | EndBal-Sep27 |
|---|---|---|---|---|
| 110: Straight Time-General | 242 | 635 | 584 | 380,585 |
| 120: Overtime-General | - | - | - | 6,203 |
| 350: Material Issues-Major | 2,295 | 6,035 | 5,544 | 363,531 |
| 370: Outside Services | 3,503 | 9,211 | 8,461 | 290,159 |
| 374: Outside Services Legal | - | - | - | - |
| 377: Outside Svcs-Temp Labor | - | - | - | 32,137 |
| 391: Jt Proj Bill to PNM -N Lab | - | - | - | - |
| 426: Capitalized Interest | - | - | - | - |
| 610: Expenses - General | - | - | - | 186,659 |
| 805: Land and Land Rights | - | - | - | - |
| 807: Non Refundable Contrib | - | - | - | (848,165) |
| 829: Construction Adjustment | - | - | - | - |
| 903: SJ Switchyard AR-Labor | - | - | - | - |
| 904: SJ Switchyard AR-Other | - | - | - | - |
| 908: Luna AR - Labor | - | - | - | - |
| 909: Luna AR - Other | - | - | - | - |
| 913: Payroll Taxes | 20 | 52 | 48 | 29,155 |
| 914: Pension and Benefits | 46 | 121 | 111 | 90,236 |
| 915: Injuries and Damages | 46 | 120 | 111 | 44,992 |
| 921: Stores Load | 385 | 1,012 | 930 | 34,898 |
| 922: Minor Material Load | - | - | - | 21,505 |
| 925: E&S Loads | 431 | 1,132 | 1,040 | 141,726 |
| 926: A&G Loads | 227 | 596 | 547 | 56,747 |
| 928: AFUDC Debt | - | - | - | - |
| 929: AFUDC Equity | - | - | - | - |
| 961: Luna A&G PNMR D&V | - | - | - | - |
| 825: Closing Addition | (1,990) | (2,146) | (2,286) | (541,556) |
| 825: Closing Cost of Removal | (218) | (229) | (239) | (38,783) |
| Project Net | 4,985 | 16,539 | 14,850 | 250,029 |

## Project No: 20000107 Line Extensions - Residential

| | BegBal-Oct27 | Oct27 | Nov27 | Dec27 | EndBal-27 | Jan28 | Feb28 | Mar28 |
|---|---|---|---|---|---|---|---|---|
| 110: Straight Time-General | 380,585 | 330 | 555 | 556 | 382,026 | 363 | 355 | 451 |
| 120: Overtime-General | 6,203 | - | - | - | 6,203 | - | - | - |
| 350: Material Issues-Major | 363,531 | 3,131 | 5,271 | 5,284 | 377,217 | 3,450 | 3,373 | 4,283 |
| 370: Outside Services | 290,159 | 4,779 | 8,045 | 8,065 | 311,048 | 5,265 | 5,148 | 6,537 |
| 374: Outside Services Legal | - | - | - | - | - | - | - | - |
| 377: Outside Svcs-Temp Labor | 32,137 | - | - | - | 32,137 | - | - | - |
| 391: Jt Proj Bill to PNM -N Lab | - | - | - | - | - | - | - | - |
| 426: Capitalized Interest | - | - | - | - | - | - | - | - |
| 610: Expenses - General | 186,659 | - | - | - | 186,659 | - | - | - |
| 805: Land and Land Rights | - | - | - | - | - | - | - | - |
| 807: Non Refundable Contrib | (848,165) | - | - | - | (848,165) | - | - | - |
| 829: Construction Adjustment | - | - | - | - | - | - | - | - |
| 903: SJ Switchyard AR-Labor | - | - | - | - | - | - | - | - |
| 904: SJ Switchyard AR-Other | - | - | - | - | - | - | - | - |
| 908: Luna AR - Labor | - | - | - | - | - | - | - | - |
| 909: Luna AR - Other | - | - | - | - | - | - | - | - |
| 913: Payroll Taxes | 29,155 | 27 | 46 | 46 | 29,274 | 30 | 29 | 37 |
| 914: Pension and Benefits | 90,236 | 63 | 105 | 106 | 90,510 | 69 | 67 | 86 |
| 915: Injuries and Damages | 44,992 | 63 | 105 | 105 | 45,265 | 69 | 67 | 86 |
| 921: Stores Load | 34,898 | 525 | 884 | 886 | 37,192 | 579 | 566 | 718 |
| 922: Minor Material Load | 21,505 | - | - | - | 21,505 | - | - | - |
| 925: E&S Loads | 141,726 | 587 | 989 | 991 | 144,294 | 647 | 633 | 804 |
| 926: A&G Loads | 56,747 | 309 | 520 | 521 | 58,098 | 319 | 312 | 396 |
| 928: AFUDC Debt | - | - | - | - | - | - | - | - |
| 929: AFUDC Equity | - | - | - | - | - | - | - | - |
| 961: Luna A&G PNMR D&V | - | - | - | - | - | - | - | - |
| 825: Closing Addition | (541,556) | (2,355) | (2,485) | (2,614) | (549,009) | (2,688) | (2,759) | (2,856) |
| 825: Closing Cost of Removal | (38,783) | (244) | (253) | (262) | (39,541) | (267) | (272) | (278) |
| Project Net | 250,029 | 7,216 | 13,783 | 13,685 | 284,713 | 7,835 | 7,519 | 10,262 |

**Project No:** **20000107** **Line Extensions - Residential**

| | Apr28 | May28 | Jun28 | Jul28 | Aug28 | Sep28 | EndBal-Sep28 |
|---|---|---|---|---|---|---|---|
| 110: Straight Time-General | 485 | 465 | 435 | 244 | 642 | 589 | 386,055 |
| 120: Overtime-General | - | - | - | - | - | - | 6,203 |
| 350: Material Issues-Major | 4,612 | 4,419 | 4,131 | 2,318 | 6,095 | 5,599 | 415,497 |
| 370: Outside Services | 7,039 | 6,745 | 6,306 | 3,538 | 9,303 | 8,546 | 369,475 |
| 374: Outside Services Legal | - | - | - | - | - | - | - |
| 377: Outside Svcs-Temp Labor | - | - | - | - | - | - | 32,137 |
| 391: Jt Proj Bill to PNM -N Lab | - | - | - | - | - | - | - |
| 426: Capitalized Interest | - | - | - | - | - | - | - |
| 610: Expenses - General | - | - | - | - | - | - | 186,659 |
| 805: Land and Land Rights | - | - | - | - | - | - | - |
| 807: Non Refundable Contrib | - | - | - | - | - | - | (848,165) |
| 829: Construction Adjustment | - | - | - | - | - | - | - |
| 903: SJ Switchyard AR-Labor | - | - | - | - | - | - | - |
| 904: SJ Switchyard AR-Other | - | - | - | - | - | - | - |
| 908: Luna AR - Labor | - | - | - | - | - | - | - |
| 909: Luna AR - Other | - | - | - | - | - | - | - |
| 913: Payroll Taxes | 40 | 38 | 36 | 20 | 53 | 49 | 29,607 |
| 914: Pension and Benefits | 92 | 88 | 83 | 46 | 122 | 112 | 91,275 |
| 915: Injuries and Damages | 92 | 88 | 82 | 46 | 122 | 112 | 46,029 |
| 921: Stores Load | 773 | 741 | 693 | 389 | 1,022 | 939 | 43,611 |
| 922: Minor Material Load | - | - | - | - | - | - | 21,505 |
| 925: E&S Loads | 865 | 829 | 775 | 435 | 1,144 | 1,050 | 151,476 |
| 926: A&G Loads | 426 | 408 | 382 | 214 | 563 | 517 | 61,634 |
| 928: AFUDC Debt | - | - | - | - | - | - | - |
| 929: AFUDC Equity | - | - | - | - | - | - | - |
| 961: Luna A&G PNMR D&V | - | - | - | - | - | - | - |
| 825: Closing Addition | (2,962) | (3,061) | (3,150) | (3,186) | (3,332) | (3,461) | (576,466) |
| 825: Closing Cost of Removal | (286) | (292) | (299) | (301) | (311) | (320) | (42,166) |
| Project Net | 11,177 | 10,469 | 9,473 | 3,763 | 15,422 | 13,731 | 374,365 |

**Project No:** **20000207** **Line Extensions - Commercial**

Company: 001 Electric Services
Location: 200 Deming Electric Services

**Project Information**

County % Luna 100%

Estimated Start Date 9/11/2006

Estimated Completion Date 12/31/2032

Description

This project consists of line extensions to provide new electric service to non-residential customers or to upgrade existing non-residential customers whose electric service needs are changing or require upgrades. Line extensions consist of the installation of all physical components necessary to provide for new electric service or to upgrade existing services. These physical components include, but are not limited to, all primary wires, secondary wires, service wires, transformers, meters, equipment support structures, trenches, switchgears, and duct bank systems.

## Project No: 20000207 Line Extensions - Commercial

| | |
|---|---|
| Project Need Justification | This project is necessary to meet PNM's obligation to serve new and existing customers and provides for the installation of electric line extensions for service to new non-residential customers or to upgrade the electric service of existing customers. This obligation is required per PNM Rule 15, Electric Line Extension Policy. |

**Project No:** **20000207** **Line Extensions - Commercial**

| | |
|---|---|
| Project Alternatives | As this project is necessary for PNM to serve new and existing customers, there are no alternatives to conducting this work. Line extension options for each new service request are evaluated individually considering many factors such as available capacity on existing lines, alternative routes, customer preferences, and right-of-way constraints. The minimum line extension per PNM Rule 15 is designed based on a balance of cost, timing, and efficiency. |

## Project No: 20000207 Line Extensions - Commercial

| | |
|---|---|
| Project Estimate Approach | Historical spend in this funding project was analyzed to develop this project’s estimated future spend. This project's spend forecast is prepared by escalating the most recent 12-month actual spend by the expected rate of change in annual new non-residential customers from available customer growth forecasts and by escalating labor and non-labor actual spend by forecasted labor and non-labor escalation rates. |

**Project No:** **20000207** **Line Extensions - Commercial**

| | |
|---|---|
| Customer Benefit | The customer benefit from this project is electric service to non-residential buildings and facilities. |

| **Project No:** | **20000207 Line Extensions - Commercial** |
|---|---|
| Primary Value Driver | Customer Delivery |
| Compliance | This project is implemented in accordance with PNM Rule 15, Electric Line Extension Policy as filed with the New Mexico Public Regulatory Commission (NMPRC) pursuant to NMPRC Rule 210. |
| Customer Delivery | The customer benefit from this project is electric service to non-residential buildings and facilities. |
| Energy Transition | |

**Project No:** **20000207** **Line Extensions - Commercial**

General Services

Reliability & Resiliency

New line extensions are designed to current PNM design standards which are created for safety, cost, and reliability efficacy. Construction of new line extensions to PNM standards helps improve overall system performance, resilience, and reliability.

Safety & Security

New line extensions are designed to current PNM design standards which incorporate safety standards such as the National Electrical Safety Code (NESC) for public and employee safety.

Technology Advancements

## Project No: 20000207 Line Extensions - Commercial

| | BegBal-Jul26 | Jul26 | Aug26 | Sep26 | Oct26 | Nov26 | Dec26 | EndBal-26 |
|---|---|---|---|---|---|---|---|---|
| 110: Straight Time-General | 713,656 | 868 | 868 | 868 | 868 | 771 | 482 | 718,380 |
| 120: Overtime-General | 27,414 | - | - | - | - | - | - | 27,414 |
| 350: Material Issues-Major | 881,382 | 8,244 | 8,244 | 8,244 | 8,244 | 7,328 | 4,580 | 926,264 |
| 370: Outside Services | 658,761 | 12,582 | 12,582 | 12,582 | 12,582 | 11,184 | 6,990 | 727,264 |
| 374: Outside Services Legal | - | - | - | - | - | - | - | - |
| 377: Outside Svcs-Temp Labor | 7,682 | - | - | - | 70,000 | - | - | 77,682 |
| 391: Jt Proj Bill to PNM -N Lab | - | - | - | - | - | - | - | - |
| 426: Capitalized Interest | - | - | - | - | - | - | - | - |
| 610: Expenses - General | 377,164 | - | - | - | - | - | - | 377,164 |
| 805: Land and Land Rights | - | - | - | - | - | - | - | - |
| 807: Non Refundable Contrib | (1,572,582) | - | - | - | - | - | - | (1,572,582) |
| 829: Construction Adjustment | - | - | - | - | - | - | - | - |
| 903: SJ Switchyard AR-Labor | - | - | - | - | - | - | - | - |
| 904: SJ Switchyard AR-Other | - | - | - | - | - | - | - | - |
| 908: Luna AR - Labor | - | - | - | - | - | - | - | - |
| 909: Luna AR - Other | - | - | - | - | - | - | - | - |
| 913: Payroll Taxes | 55,987 | 66 | 66 | 66 | 66 | 59 | 37 | 56,347 |
| 914: Pension and Benefits | 178,938 | 161 | 161 | 161 | 161 | 144 | 90 | 179,818 |
| 915: Injuries and Damages | 83,503 | 172 | 172 | 172 | 172 | 153 | 95 | 84,439 |
| 921: Stores Load | 50,827 | 1,879 | 1,879 | 1,879 | 1,879 | 1,670 | 1,044 | 61,055 |
| 922: Minor Material Load | 63,364 | - | - | - | - | - | - | 63,364 |
| 925: E&S Loads | 308,109 | 1,436 | 1,436 | 1,436 | 5,986 | 1,276 | 798 | 320,477 |
| 926: A&G Loads | 131,595 | 1,128 | 1,128 | 1,128 | 4,768 | 1,003 | 627 | 141,377 |
| 928: AFUDC Debt | - | - | - | - | - | - | - | - |
| 929: AFUDC Equity | - | - | - | - | - | - | - | - |
| 961: Luna A&G PNMR D&V | - | - | - | - | - | - | - | - |
| 825: Closing Addition | (1,879,133) | 463 | 211 | (38) | (1,011) | (1,221) | (1,345) | (1,882,074) |
| 825: Closing Cost of Removal | (131,931) | (275) | (291) | (307) | (377) | (390) | (396) | (133,967) |
| Project Net | (45,264) | 26,723 | 26,456 | 26,191 | 103,338 | 21,977 | 13,001 | 172,421 |

**Project No:** **20000207** **Line Extensions - Commercial**

| | BegBal-27 | Jan27 | Feb27 | Mar27 | Apr27 | May27 | Jun27 |
|---|---|---|---|---|---|---|---|
| 110: Straight Time-General | 718,380 | 567 | 1,020 | 1,020 | 1,134 | 1,020 | 1,020 |
| 120: Overtime-General | 27,414 | - | - | - | - | - | - |
| 350: Material Issues-Major | 926,264 | 5,385 | 9,693 | 9,693 | 10,770 | 9,693 | 9,693 |
| 370: Outside Services | 727,264 | 8,219 | 14,795 | 14,795 | 16,439 | 14,795 | 14,795 |
| 374: Outside Services Legal | - | - | - | - | - | - | - |
| 377: Outside Svcs-Temp Labor | 77,682 | - | - | - | - | - | - |
| 391: Jt Proj Bill to PNM -N Lab | - | - | - | - | - | - | - |
| 426: Capitalized Interest | - | - | - | - | - | - | - |
| 610: Expenses - General | 377,164 | - | - | - | - | - | - |
| 805: Land and Land Rights | - | - | - | - | - | - | - |
| 807: Non Refundable Contrib | (1,572,582) | - | - | - | - | - | - |
| 829: Construction Adjustment | - | - | - | - | - | - | - |
| 903: SJ Switchyard AR-Labor | - | - | - | - | - | - | - |
| 904: SJ Switchyard AR-Other | - | - | - | - | - | - | - |
| 908: Luna AR - Labor | - | - | - | - | - | - | - |
| 909: Luna AR - Other | - | - | - | - | - | - | - |
| 913: Payroll Taxes | 56,347 | 47 | 84 | 84 | 94 | 84 | 84 |
| 914: Pension and Benefits | 179,818 | 108 | 194 | 194 | 215 | 194 | 194 |
| 915: Injuries and Damages | 84,439 | 108 | 193 | 193 | 215 | 193 | 193 |
| 921: Stores Load | 61,055 | 903 | 1,625 | 1,625 | 1,806 | 1,625 | 1,625 |
| 922: Minor Material Load | 63,364 | - | - | - | - | - | - |
| 925: E&S Loads | 320,477 | 1,010 | 1,819 | 1,819 | 2,021 | 1,819 | 1,819 |
| 926: A&G Loads | 141,377 | 531 | 957 | 957 | 1,063 | 957 | 957 |
| 928: AFUDC Debt | - | - | - | - | - | - | - |
| 929: AFUDC Equity | - | - | - | - | - | - | - |
| 961: Luna A&G PNMR D&V | - | - | - | - | - | - | - |
| 825: Closing Addition | (1,882,074) | (1,489) | (1,757) | (2,022) | (2,315) | (2,575) | (2,831) |
| 825: Closing Cost of Removal | (133,967) | (404) | (421) | (438) | (458) | (474) | (491) |
| Project Net | 172,421 | 14,985 | 28,202 | 27,920 | 30,984 | 27,331 | 27,058 |

**Project No:** **20000207** **Line Extensions - Commercial**

| | Jul27 | Aug27 | Sep27 | EndBal-Sep27 |
|---|---|---|---|---|
| 110: Straight Time-General | 1,020 | 1,020 | 1,020 | 727,221 |
| 120: Overtime-General | - | - | - | 27,414 |
| 350: Material Issues-Major | 9,693 | 9,693 | 9,693 | 1,010,270 |
| 370: Outside Services | 14,795 | 14,795 | 14,795 | 855,487 |
| 374: Outside Services Legal | - | - | - | - |
| 377: Outside Svcs-Temp Labor | - | - | - | 77,682 |
| 391: Jt Proj Bill to PNM -N Lab | - | - | - | - |
| 426: Capitalized Interest | - | - | - | - |
| 610: Expenses - General | - | - | - | 377,164 |
| 805: Land and Land Rights | - | - | - | - |
| 807: Non Refundable Contrib | - | - | - | (1,572,582) |
| 829: Construction Adjustment | - | - | - | - |
| 903: SJ Switchyard AR-Labor | - | - | - | - |
| 904: SJ Switchyard AR-Other | - | - | - | - |
| 908: Luna AR - Labor | - | - | - | - |
| 909: Luna AR - Other | - | - | - | - |
| 913: Payroll Taxes | 84 | 84 | 84 | 57,078 |
| 914: Pension and Benefits | 194 | 194 | 194 | 181,497 |
| 915: Injuries and Damages | 193 | 193 | 193 | 86,115 |
| 921: Stores Load | 1,625 | 1,625 | 1,625 | 75,141 |
| 922: Minor Material Load | - | - | - | 63,364 |
| 925: E&S Loads | 1,819 | 1,819 | 1,819 | 336,238 |
| 926: A&G Loads | 957 | 957 | 957 | 149,667 |
| 928: AFUDC Debt | - | - | - | - |
| 929: AFUDC Equity | - | - | - | - |
| 961: Luna A&G PNMR D&V | - | - | - | - |
| 825: Closing Addition | (3,086) | (3,337) | (3,586) | (1,905,072) |
| 825: Closing Cost of Removal | (507) | (523) | (539) | (138,223) |
| Project Net | 26,787 | 26,519 | 26,254 | 408,460 |

## Project No: 20000207 Line Extensions - Commercial

| | BegBal-Oct27 | Oct27 | Nov27 | Dec27 | EndBal-27 | Jan28 | Feb28 | Mar28 |
|---|---|---|---|---|---|---|---|---|
| 110: Straight Time-General | 727,221 | 1,020 | 907 | 567 | 729,715 | 573 | 1,031 | 1,031 |
| 120: Overtime-General | 27,414 | - | - | - | 27,414 | - | - | - |
| 350: Material Issues-Major | 1,010,270 | 9,693 | 8,616 | 5,385 | 1,033,964 | 5,439 | 9,790 | 9,790 |
| 370: Outside Services | 855,487 | 14,795 | 13,151 | 8,219 | 891,652 | 8,301 | 14,943 | 14,943 |
| 374: Outside Services Legal | - | - | - | - | - | - | - | - |
| 377: Outside Svcs-Temp Labor | 77,682 | - | - | - | 77,682 | - | - | - |
| 391: Jt Proj Bill to PNM -N Lab | - | - | - | - | - | - | - | - |
| 426: Capitalized Interest | - | - | - | - | - | - | - | - |
| 610: Expenses - General | 377,164 | - | - | - | 377,164 | - | - | - |
| 805: Land and Land Rights | - | - | - | - | - | - | - | - |
| 807: Non Refundable Contrib | (1,572,582) | - | - | - | (1,572,582) | - | - | - |
| 829: Construction Adjustment | - | - | - | - | - | - | - | - |
| 903: SJ Switchyard AR-Labor | - | - | - | - | - | - | - | - |
| 904: SJ Switchyard AR-Other | - | - | - | - | - | - | - | - |
| 908: Luna AR - Labor | - | - | - | - | - | - | - | - |
| 909: Luna AR - Other | - | - | - | - | - | - | - | - |
| 913: Payroll Taxes | 57,078 | 84 | 75 | 47 | 57,284 | 47 | 85 | 85 |
| 914: Pension and Benefits | 181,497 | 194 | 172 | 108 | 181,970 | 109 | 196 | 196 |
| 915: Injuries and Damages | 86,115 | 193 | 172 | 108 | 86,588 | 109 | 195 | 195 |
| 921: Stores Load | 75,141 | 1,625 | 1,445 | 903 | 79,114 | 912 | 1,642 | 1,642 |
| 922: Minor Material Load | 63,364 | - | - | - | 63,364 | - | - | - |
| 925: E&S Loads | 336,238 | 1,819 | 1,617 | 1,010 | 340,683 | 1,020 | 1,837 | 1,837 |
| 926: A&G Loads | 149,667 | 957 | 850 | 531 | 152,005 | 502 | 904 | 904 |
| 928: AFUDC Debt | - | - | - | - | - | - | - | - |
| 929: AFUDC Equity | - | - | - | - | - | - | - | - |
| 961: Luna A&G PNMR D&V | - | - | - | - | - | - | - | - |
| 825: Closing Addition | (1,905,072) | (3,833) | (4,046) | (4,162) | (1,917,113) | (4,279) | (4,521) | (4,761) |
| 825: Closing Cost of Removal | (138,223) | (555) | (569) | (575) | (139,922) | (581) | (597) | (612) |
| Project Net | 408,460 | 25,991 | 22,390 | 12,140 | 468,982 | 12,153 | 25,506 | 25,251 |

**Project No:** **20000207** **Line Extensions - Commercial**

| | Apr28 | May28 | Jun28 | Jul28 | Aug28 | Sep28 | EndBal-Sep28 |
|---|---|---|---|---|---|---|---|
| 110: Straight Time-General | 1,145 | 1,031 | 1,031 | 1,031 | 1,031 | 1,031 | 738,650 |
| 120: Overtime-General | - | - | - | - | - | - | 27,414 |
| 350: Material Issues-Major | 10,878 | 9,790 | 9,790 | 9,790 | 9,790 | 9,790 | 1,118,811 |
| 370: Outside Services | 16,603 | 14,943 | 14,943 | 14,943 | 14,943 | 14,943 | 1,021,157 |
| 374: Outside Services Legal | - | - | - | - | - | - | - |
| 377: Outside Svcs-Temp Labor | - | - | - | - | - | - | 77,682 |
| 391: Jt Proj Bill to PNM -N Lab | - | - | - | - | - | - | - |
| 426: Capitalized Interest | - | - | - | - | - | - | - |
| 610: Expenses - General | - | - | - | - | - | - | 377,164 |
| 805: Land and Land Rights | - | - | - | - | - | - | - |
| 807: Non Refundable Contrib | - | - | - | - | - | - | (1,572,582) |
| 829: Construction Adjustment | - | - | - | - | - | - | - |
| 903: SJ Switchyard AR-Labor | - | - | - | - | - | - | - |
| 904: SJ Switchyard AR-Other | - | - | - | - | - | - | - |
| 908: Luna AR - Labor | - | - | - | - | - | - | - |
| 909: Luna AR - Other | - | - | - | - | - | - | - |
| 913: Payroll Taxes | 95 | 85 | 85 | 85 | 85 | 85 | 58,022 |
| 914: Pension and Benefits | 217 | 196 | 196 | 196 | 196 | 196 | 183,667 |
| 915: Injuries and Damages | 217 | 195 | 195 | 195 | 195 | 195 | 88,282 |
| 921: Stores Load | 1,824 | 1,642 | 1,642 | 1,642 | 1,642 | 1,642 | 93,341 |
| 922: Minor Material Load | - | - | - | - | - | - | 63,364 |
| 925: E&S Loads | 2,041 | 1,837 | 1,837 | 1,837 | 1,837 | 1,837 | 356,602 |
| 926: A&G Loads | 1,005 | 904 | 904 | 904 | 904 | 904 | 159,843 |
| 928: AFUDC Debt | - | - | - | - | - | - | - |
| 929: AFUDC Equity | - | - | - | - | - | - | - |
| 961: Luna A&G PNMR D&V | - | - | - | - | - | - | - |
| 825: Closing Addition | (5,029) | (5,264) | (5,496) | (5,726) | (5,954) | (6,179) | (1,964,322) |
| 825: Closing Cost of Removal | (630) | (645) | (660) | (675) | (689) | (704) | (145,713) |
| Project Net | 28,366 | 24,714 | 24,467 | 24,223 | 23,980 | 23,741 | 681,381 |

**Project No:** **20000507** **Lighting**

Company: 001 Electric Services
Location: 200 Deming Electric Services

**Project Information** County % Luna 100%

Estimated Start Date 1/1/2007

Estimated Completion Date 12/31/2032

Description

This project includes costs for the installation, relocation, removal or replacement of PNM owned streetlighting and floodlighting and the removal or replacement of private area lighting. This work includes poles, light fixtures, wiring, and ancillary lighting equipment. The poles may either be wood or aluminum ranging in size from 30 to 45 feet. Fixtures include LED lights ranging from 25 to 300 watts. For PNM owned streetlights, this will include the installation of 150 feet of service wire and the luminaire. All street lighting and floodlighting systems installed will adhere to PNM equipment standards provided in Rate Schedule 20, allowing for efficient and effective maintenance in the future.

**Project No:** **20000507 Lighting**

Project Need Justification

This project provides the funds necessary to meet PNM's contractual obligations with municipal corporations and subdivisions within the state of New Mexico and service requirements allowed under the rate schedules . This project will allow PNM to install street lighting and floodlighting systems in accordance with PNM Rate Schedule 20 - Integrated System Streetlighting and Floodlighting Service and Rate Schedule 6 – Private Area Lighting Service and new installations.

**Project No:** **20000507** **Lighting**

Project Alternatives

Because of these contractual obligations and requirements under the rate schedules, there are no other alternative methods for this project. Under Rate Schedule 20, customers have the option to own streetlights and pay PNM or a contractor for their installation, or to request that PNM install and own the lights. Customers may request installation of LED lights or LED operational substitutes for converting existing mercury vapor, high pressure sodium, or low pressure sodium lights. Under Rate Schedule 6 and the terms of the Agreement for Lighting Service thereunder, private lights are removed at the customer's request and at PNM's costs. PNM must honor installation requests under PNM Rate 20.

**Project No:** **20000507** **Lighting**

| | |
|---|---|
| Project Estimate Approach | Not required for projects with less than $250,000 in expenditures. |

**Project No:** **20000507** **Lighting**

| | |
|---|---|
| Customer Benefit | The customer benefit from this project is electric service for their streetlighting and floodlighting needs. |

## Project No: **20000507 Lighting**

| | |
|---|---|
| Primary Value Driver | Compliance |
| Compliance | This project is implemented in accordance with PNM Rate Schedule 20 - Integrated System Street Lighting and Floodlighting Service, and PNM Rate Schedule 6 - Private Area Lighting Service and new installations. |
| Customer Delivery | |
| Energy Transition | |

**Project No:** **20000507** **Lighting**

General Services

Reliability & Resiliency

Safety & Security

This project includes the installation of new and replacement of damaged streetlighting facilities thus supporting and restoring the public safety benefits of streetlighting and floodlighting.

Technology Advancements

## Project No: 20000507 Lighting

| | BegBal-Jul26 | Jul26 | Aug26 | Sep26 | Oct26 | Nov26 | Dec26 | EndBal-26 |
|---|---|---|---|---|---|---|---|---|
| 110: Straight Time-General | 19,502 | - | - | - | - | - | - | 19,502 |
| 120: Overtime-General | 883 | - | - | - | - | - | - | 883 |
| 350: Material Issues-Major | 29,135 | - | - | - | - | - | - | 29,135 |
| 370: Outside Services | 262 | - | - | - | - | - | - | 262 |
| 374: Outside Services Legal | - | - | - | - | - | - | - | - |
| 377: Outside Svcs-Temp Labor | 1,104 | - | - | - | - | - | - | 1,104 |
| 391: Jt Proj Bill to PNM -N Lab | - | - | - | - | - | - | - | - |
| 426: Capitalized Interest | - | - | - | - | - | - | - | - |
| 610: Expenses - General | 12,140 | - | - | - | - | - | - | 12,140 |
| 805: Land and Land Rights | - | - | - | - | - | - | - | - |
| 807: Non Refundable Contrib | (3,713) | - | - | - | - | - | - | (3,713) |
| 829: Construction Adjustment | - | - | - | - | - | - | - | - |
| 903: SJ Switchyard AR-Labor | - | - | - | - | - | - | - | - |
| 904: SJ Switchyard AR-Other | - | - | - | - | - | - | - | - |
| 908: Luna AR - Labor | - | - | - | - | - | - | - | - |
| 909: Luna AR - Other | - | - | - | - | - | - | - | - |
| 913: Payroll Taxes | 1,510 | - | - | - | - | - | - | 1,510 |
| 914: Pension and Benefits | 5,135 | - | - | - | - | - | - | 5,135 |
| 915: Injuries and Damages | 1,693 | - | - | - | - | - | - | 1,693 |
| 921: Stores Load | 2,209 | - | - | - | - | - | - | 2,209 |
| 922: Minor Material Load | 2,510 | - | - | - | - | - | - | 2,510 |
| 925: E&S Loads | 7,016 | - | - | - | - | - | - | 7,016 |
| 926: A&G Loads | 2,590 | - | - | - | - | - | - | 2,590 |
| 928: AFUDC Debt | - | - | - | - | - | - | - | - |
| 929: AFUDC Equity | - | - | - | - | - | - | - | - |
| 961: Luna A&G PNMR D&V | - | - | - | - | - | - | - | - |
| 825: Closing Addition | (45,244) | (5,157) | (3,971) | (3,058) | (2,355) | (1,813) | (1,396) | (62,994) |
| 825: Closing Cost of Removal | (858) | (3,094) | (2,382) | (1,834) | (1,412) | (1,088) | (837) | (11,506) |
| Project Net | 35,875 | (8,251) | (6,353) | (4,892) | (3,767) | (2,901) | (2,233) | 7,477 |

**Project No:** **20000507** **Lighting**

| | BegBal-27 | Jan27 | Feb27 | Mar27 | Apr27 | May27 | Jun27 |
|---|---|---|---|---|---|---|---|
| 110: Straight Time-General | 19,502 | 29 | 41 | 35 | 36 | 32 | 20 |
| 120: Overtime-General | 883 | - | - | - | - | - | - |
| 350: Material Issues-Major | 29,135 | 278 | 389 | 332 | 343 | 307 | 187 |
| 370: Outside Services | 262 | 424 | 594 | 507 | 523 | 469 | 286 |
| 374: Outside Services Legal | - | - | - | - | - | - | - |
| 377: Outside Svcs-Temp Labor | 1,104 | - | - | - | - | - | - |
| 391: Jt Proj Bill to PNM -N Lab | - | - | - | - | - | - | - |
| 426: Capitalized Interest | - | - | - | - | - | - | - |
| 610: Expenses - General | 12,140 | - | - | - | - | - | - |
| 805: Land and Land Rights | - | - | - | - | - | - | - |
| 807: Non Refundable Contrib | (3,713) | - | - | - | - | - | - |
| 829: Construction Adjustment | - | - | - | - | - | - | - |
| 903: SJ Switchyard AR-Labor | - | - | - | - | - | - | - |
| 904: SJ Switchyard AR-Other | - | - | - | - | - | - | - |
| 908: Luna AR - Labor | - | - | - | - | - | - | - |
| 909: Luna AR - Other | - | - | - | - | - | - | - |
| 913: Payroll Taxes | 1,510 | 2 | 3 | 3 | 3 | 3 | 2 |
| 914: Pension and Benefits | 5,135 | 6 | 8 | 7 | 7 | 6 | 4 |
| 915: Injuries and Damages | 1,693 | 6 | 8 | 7 | 7 | 6 | 4 |
| 921: Stores Load | 2,209 | 47 | 65 | 56 | 58 | 51 | 31 |
| 922: Minor Material Load | 2,510 | - | - | - | - | - | - |
| 925: E&S Loads | 7,016 | 52 | 73 | 62 | 64 | 58 | 35 |
| 926: A&G Loads | 2,590 | 27 | 38 | 33 | 34 | 30 | 18 |
| 928: AFUDC Debt | - | - | - | - | - | - | - |
| 929: AFUDC Equity | - | - | - | - | - | - | - |
| 961: Luna A&G PNMR D&V | - | - | - | - | - | - | - |
| 825: Closing Addition | (62,994) | (1,261) | (1,232) | (1,171) | (1,132) | (1,077) | (955) |
| 825: Closing Cost of Removal | (11,506) | (659) | (527) | (423) | (343) | (279) | (225) |
| Project Net | 7,477 | (1,049) | (539) | (553) | (400) | (394) | (592) |

**Project No:** **20000507** **Lighting**

| | Jul27 | Aug27 | Sep27 | EndBal-Sep27 |
|---|---|---|---|---|
| 110: Straight Time-General | 19 | 27 | 5 | 19,746 |
| 120: Overtime-General | - | - | - | 883 |
| 350: Material Issues-Major | 176 | 256 | 48 | 31,451 |
| 370: Outside Services | 269 | 391 | 73 | 3,798 |
| 374: Outside Services Legal | - | - | - | - |
| 377: Outside Svcs-Temp Labor | - | - | - | 1,104 |
| 391: Jt Proj Bill to PNM -N Lab | - | - | - | - |
| 426: Capitalized Interest | - | - | - | - |
| 610: Expenses - General | - | - | - | 12,140 |
| 805: Land and Land Rights | - | - | - | - |
| 807: Non Refundable Contrib | - | - | - | (3,713) |
| 829: Construction Adjustment | - | - | - | - |
| 903: SJ Switchyard AR-Labor | - | - | - | - |
| 904: SJ Switchyard AR-Other | - | - | - | - |
| 908: Luna AR - Labor | - | - | - | - |
| 909: Luna AR - Other | - | - | - | - |
| 913: Payroll Taxes | 2 | 2 | 0 | 1,531 |
| 914: Pension and Benefits | 4 | 5 | 1 | 5,182 |
| 915: Injuries and Damages | 4 | 5 | 1 | 1,739 |
| 921: Stores Load | 30 | 43 | 8 | 2,598 |
| 922: Minor Material Load | - | - | - | 2,510 |
| 925: E&S Loads | 33 | 48 | 9 | 7,451 |
| 926: A&G Loads | 17 | 25 | 5 | 2,819 |
| 928: AFUDC Debt | - | - | - | - |
| 929: AFUDC Equity | - | - | - | - |
| 961: Luna A&G PNMR D&V | - | - | - | - |
| 825: Closing Addition | (854) | (829) | (670) | (72,175) |
| 825: Closing Cost of Removal | (182) | (153) | (120) | (14,415) |
| Project Net | (483) | (179) | (641) | 2,647 |

## Project No: 20000507 Lighting

| | BegBal-Oct27 | Oct27 | Nov27 | Dec27 | EndBal-27 | Jan28 | Feb28 | Mar28 |
|---|---|---|---|---|---|---|---|---|
| 110: Straight Time-General | 19,746 | 46 | 48 | 9 | 19,849 | 30 | 41 | 35 |
| 120: Overtime-General | 883 | - | - | - | 883 | - | - | - |
| 350: Material Issues-Major | 31,451 | 436 | 451 | 89 | 32,427 | 280 | 393 | 335 |
| 370: Outside Services | 3,798 | 665 | 689 | 136 | 5,288 | 428 | 600 | 512 |
| 374: Outside Services Legal | - | - | - | - | - | - | - | - |
| 377: Outside Svcs-Temp Labor | 1,104 | - | - | - | 1,104 | - | - | - |
| 391: Jt Proj Bill to PNM -N Lab | - | - | - | - | - | - | - | - |
| 426: Capitalized Interest | - | - | - | - | - | - | - | - |
| 610: Expenses - General | 12,140 | - | - | - | 12,140 | - | - | - |
| 805: Land and Land Rights | - | - | - | - | - | - | - | - |
| 807: Non Refundable Contrib | (3,713) | - | - | - | (3,713) | - | - | - |
| 829: Construction Adjustment | - | - | - | - | - | - | - | - |
| 903: SJ Switchyard AR-Labor | - | - | - | - | - | - | - | - |
| 904: SJ Switchyard AR-Other | - | - | - | - | - | - | - | - |
| 908: Luna AR - Labor | - | - | - | - | - | - | - | - |
| 909: Luna AR - Other | - | - | - | - | - | - | - | - |
| 913: Payroll Taxes | 1,531 | 4 | 4 | 1 | 1,539 | 2 | 3 | 3 |
| 914: Pension and Benefits | 5,182 | 9 | 9 | 2 | 5,201 | 6 | 8 | 7 |
| 915: Injuries and Damages | 1,739 | 9 | 9 | 2 | 1,759 | 6 | 8 | 7 |
| 921: Stores Load | 2,598 | 73 | 76 | 15 | 2,761 | 47 | 66 | 56 |
| 922: Minor Material Load | 2,510 | - | - | - | 2,510 | - | - | - |
| 925: E&S Loads | 7,451 | 82 | 85 | 17 | 7,634 | 53 | 74 | 63 |
| 926: A&G Loads | 2,819 | 43 | 45 | 9 | 2,915 | 26 | 36 | 31 |
| 928: AFUDC Debt | - | - | - | - | - | - | - | - |
| 929: AFUDC Equity | - | - | - | - | - | - | - | - |
| 961: Luna A&G PNMR D&V | - | - | - | - | - | - | - | - |
| 825: Closing Addition | (72,175) | (808) | (925) | (772) | (74,681) | (782) | (865) | (890) |
| 825: Closing Cost of Removal | (14,415) | (115) | (111) | (90) | (14,731) | (83) | (84) | (82) |
| Project Net | 2,647 | 443 | 379 | (583) | 2,885 | 12 | 280 | 76 |

**Project No:** **20000507** **Lighting**

| | Apr28 | May28 | Jun28 | Jul28 | Aug28 | Sep28 | EndBal-Sep28 |
|---|---|---|---|---|---|---|---|
| 110: Straight Time-General | 36 | 33 | 20 | 19 | 27 | 5 | 20,095 |
| 120: Overtime-General | - | - | - | - | - | - | 883 |
| 350: Material Issues-Major | 346 | 310 | 189 | 178 | 259 | 49 | 34,766 |
| 370: Outside Services | 528 | 474 | 289 | 271 | 395 | 74 | 8,859 |
| 374: Outside Services Legal | - | - | - | - | - | - | - |
| 377: Outside Svcs-Temp Labor | - | - | - | - | - | - | 1,104 |
| 391: Jt Proj Bill to PNM -N Lab | - | - | - | - | - | - | - |
| 426: Capitalized Interest | - | - | - | - | - | - | - |
| 610: Expenses - General | - | - | - | - | - | - | 12,140 |
| 805: Land and Land Rights | - | - | - | - | - | - | - |
| 807: Non Refundable Contrib | - | - | - | - | - | - | (3,713) |
| 829: Construction Adjustment | - | - | - | - | - | - | - |
| 903: SJ Switchyard AR-Labor | - | - | - | - | - | - | - |
| 904: SJ Switchyard AR-Other | - | - | - | - | - | - | - |
| 908: Luna AR - Labor | - | - | - | - | - | - | - |
| 909: Luna AR - Other | - | - | - | - | - | - | - |
| 913: Payroll Taxes | 3 | 3 | 2 | 2 | 2 | 0 | 1,559 |
| 914: Pension and Benefits | 7 | 6 | 4 | 4 | 5 | 1 | 5,248 |
| 915: Injuries and Damages | 7 | 6 | 4 | 4 | 5 | 1 | 1,805 |
| 921: Stores Load | 58 | 52 | 32 | 30 | 43 | 8 | 3,153 |
| 922: Minor Material Load | - | - | - | - | - | - | 2,510 |
| 925: E&S Loads | 65 | 58 | 36 | 33 | 49 | 9 | 8,073 |
| 926: A&G Loads | 32 | 29 | 17 | 16 | 24 | 4 | 3,131 |
| 928: AFUDC Debt | - | - | - | - | - | - | - |
| 929: AFUDC Equity | - | - | - | - | - | - | - |
| 961: Luna A&G PNMR D&V | - | - | - | - | - | - | - |
| 825: Closing Addition | (917) | (914) | (830) | (758) | (757) | (615) | (82,010) |
| 825: Closing Cost of Removal | (80) | (77) | (69) | (62) | (61) | (49) | (15,379) |
| Project Net | 84 | (20) | (307) | (264) | (9) | (513) | 2,225 |

**Project No:** **20000807** **Services**

Company: 001 Electric Services
Location: 200 Deming Electric Services

**Project Information** County % Luna 100%

Estimated Start Date 9/11/2006

Estimated Completion Date 12/31/2032

Description

This project covers the expenses for the installation, connection, and in the case of service retirement, disconnection and removal, of PNM customer access or "services" in Luna County. Services include overhead and underground conductors connecting the PNM distribution system to the customer. Materials to be purchased include overhead and underground service wires and associated connecting or terminating equipment.

## Project No: 20000807 Services

Project Need Justification

PNM receives approximately 11,500 customer requests for services related work each year statewide. The majority of these requests are located in the Metro Albuquerque area (70%). Approximately 15% of these applications are for customers in southern New Mexico, including Luna County. As an example, these requests include upgrades for residential electrical panels from 100 to 200 A to accommodate heating or cooling systems or rooftop solar. They can include the addition of a garage, shop or RV connection separate from the primary house meter. Additionally, they can include new residential home or commercial construction where a line extension is not needed.

PNM is obligated to serve customers within its service territory. PNM and the customers' service cost responsibilities are defined within PNM's Rules and Regulations, specifically Rules 15, 16, and 18 filed with the New Mexico Public Regulatory Commission (NMPRC) pursuant to NMPRC Rule 210. This project covers the expenses associated with labor, materials, outside services (contractors), and transportation required for PNM to meet its obligation to serve customers by either connecting or disconnecting electrical service to customer facilities.

**Project No:** **20000807** **Services**

Project Alternatives

1. Do nothing. PNM would not provide installation, connection, or disconnection services and would be in conflict with the Rules and Regulations, specifically Rules 15, 16, and 18 filed with the New Mexico Public Regulatory Commission (NMPRC) pursuant to NMPRC Rule 210. Customers would have little to no options for connection or disconnection.
2. If a customer prefers a more expensive connection to PNM's distribution network (e.g., if a residential customer in an area served by overhead lines prefers an underground service) the customer must provide the service wires per PNM rules and is response for covering a portion of the increased costs

## Project No: 20000807 Services

Project Estimate Approach

Since the amount, length, and types of services to be installed each year is unknown at the time of budget preparation, the budget is estimated by applying escalation factors to historical spend for similar activities. The initial budget for this project was developed by cost escalation factors to the most recent 12-month actual spend. An adjustment was made to the actual spend to account for expected cost increases for a planned change in the installation practice for residential underground services from direct buried wired to installation of service wire in conduit. Labor and non-labor cost components are escalated using customary annual expected cost increase percentages supplied by PNM Budget.

In 2025, the average cost per energization was approximately $2,200.

**Project No:** **20000807** **Services**

Customer Benefit

This project provides funding for customers' services and connections enabling power delivery to customers. PNM recovers the cost for customers who request service upgrades that do not require a line extension to cover the labor, materials and contractor installation expenses required for PNM to safely and timely energize their project. PNM works closely with customers and their contractors to maintain consistent communication with customers regarding their project status and needs. All of these benefits are provided to customers and recovered through rate base.

After their project is completed, customers and their contractors receive a survey asking for feedback and to rate their satisfaction with the services delivered by PNM.In 2025, the average customer satisfaction rating was 4.0 out of 5 indicating customers are satisfied with their service.

## Project No: 20000807 Services

| | |
|---|---|
| Primary Value Driver | Customer Delivery |
| Compliance | Enables PNM's compliance with Rules and Regulations, specifically Rules 15, 16, and 18 with the New Mexico Public Regulatory Commission (NMPRC) pursuant to NMPRC Rule 210. |
| Customer Delivery | This project provides funding for customers' services and connections enabling power delivery to customers. PNM recovers the cost for customers who request service upgrades that do not require a line extension to cover the labor, materials and contractor installation expenses required for PNM to safely and timely energize their project. PNM works closely with customers and their contractors to maintain consistent communication with customers regarding their project status and needs. All of these benefits are provided to customers and recovered through rate base.<br><br>After their project is completed, customers and their contractors receive a survey asking for feedback and to rate their satisfaction with the services delivered by PNM. For the second half of 2023, the average customer satisfaction rating was 3.8 out of 5 indicating customers are satisfied with their service. |
| Energy Transition | |

**Project No:** **20000807** **Services**

General Services

Reliability & Resiliency

Safety & Security

Technology Advancements

## Project No: 20000807 Services

| | BegBal-Jul26 | Jul26 | Aug26 | Sep26 | Oct26 | Nov26 | Dec26 | EndBal-26 |
|---|---|---|---|---|---|---|---|---|
| 110: Straight Time-General | 954,567 | - | - | - | - | - | - | 954,567 |
| 120: Overtime-General | 48,413 | - | - | - | - | - | - | 48,413 |
| 350: Material Issues-Major | 360,619 | - | - | - | - | - | - | 360,619 |
| 370: Outside Services | 213,990 | - | - | - | - | - | - | 213,990 |
| 374: Outside Services Legal | - | - | - | - | - | - | - | - |
| 377: Outside Svcs-Temp Labor | 13,745 | - | - | - | - | - | - | 13,745 |
| 391: Jt Proj Bill to PNM -N Lab | - | - | - | - | - | - | - | - |
| 426: Capitalized Interest | - | - | - | - | - | - | - | - |
| 610: Expenses - General | 505,486 | - | - | - | - | - | - | 505,486 |
| 805: Land and Land Rights | - | - | - | - | - | - | - | - |
| 807: Non Refundable Contrib | - | - | - | - | - | - | - | - |
| 829: Construction Adjustment | - | - | - | - | - | - | - | - |
| 903: SJ Switchyard AR-Labor | - | - | - | - | - | - | - | - |
| 904: SJ Switchyard AR-Other | - | - | - | - | - | - | - | - |
| 908: Luna AR - Labor | - | - | - | - | - | - | - | - |
| 909: Luna AR - Other | - | - | - | - | - | - | - | - |
| 913: Payroll Taxes | 75,930 | - | - | - | - | - | - | 75,930 |
| 914: Pension and Benefits | 239,912 | - | - | - | - | - | - | 239,912 |
| 915: Injuries and Damages | 98,789 | - | - | - | - | - | - | 98,789 |
| 921: Stores Load | 22,770 | - | - | - | - | - | - | 22,770 |
| 922: Minor Material Load | 16,156 | - | - | - | - | - | - | 16,156 |
| 925: E&S Loads | 266,920 | - | - | - | - | - | - | 266,920 |
| 926: A&G Loads | 101,157 | - | - | - | - | - | - | 101,157 |
| 928: AFUDC Debt | 4,592 | - | - | - | - | - | - | 4,592 |
| 929: AFUDC Equity | 1,124 | - | - | - | - | - | - | 1,124 |
| 961: Luna A&G PNMR D&V | - | - | - | - | - | - | - | - |
| 825: Closing Addition | (2,462,110) | (60,732) | - | - | - | - | - | (2,522,842) |
| 825: Closing Cost of Removal | (390,305) | (11,024) | - | - | - | - | - | (401,329) |
| Project Net | 71,756 | (71,756) | - | - | - | - | - | - |

**Project No:** **20000807** **Services**

| | BegBal-27 | Jan27 | Feb27 | Mar27 | Apr27 | May27 | Jun27 |
|---|---|---|---|---|---|---|---|
| 110: Straight Time-General | 954,567 | 223 | 252 | 329 | 339 | 267 | 316 |
| 120: Overtime-General | 48,413 | - | - | - | - | - | - |
| 350: Material Issues-Major | 360,619 | 2,122 | 2,398 | 3,125 | 3,218 | 2,536 | 3,001 |
| 370: Outside Services | 213,990 | 3,239 | 3,659 | 4,770 | 4,911 | 3,871 | 4,580 |
| 374: Outside Services Legal | - | - | - | - | - | - | - |
| 377: Outside Svcs-Temp Labor | 13,745 | - | - | - | - | - | - |
| 391: Jt Proj Bill to PNM -N Lab | - | - | - | - | - | - | - |
| 426: Capitalized Interest | - | - | - | - | - | - | - |
| 610: Expenses - General | 505,486 | - | - | - | - | - | - |
| 805: Land and Land Rights | - | - | - | - | - | - | - |
| 807: Non Refundable Contrib | - | - | - | - | - | - | - |
| 829: Construction Adjustment | - | - | - | - | - | - | - |
| 903: SJ Switchyard AR-Labor | - | - | - | - | - | - | - |
| 904: SJ Switchyard AR-Other | - | - | - | - | - | - | - |
| 908: Luna AR - Labor | - | - | - | - | - | - | - |
| 909: Luna AR - Other | - | - | - | - | - | - | - |
| 913: Payroll Taxes | 75,930 | 18 | 21 | 27 | 28 | 22 | 26 |
| 914: Pension and Benefits | 239,912 | 42 | 48 | 62 | 64 | 51 | 60 |
| 915: Injuries and Damages | 98,789 | 42 | 48 | 62 | 64 | 51 | 60 |
| 921: Stores Load | 22,770 | 356 | 402 | 524 | 540 | 425 | 503 |
| 922: Minor Material Load | 16,156 | - | - | - | - | - | - |
| 925: E&S Loads | 266,920 | 398 | 450 | 586 | 604 | 476 | 563 |
| 926: A&G Loads | 101,157 | 209 | 237 | 308 | 318 | 250 | 296 |
| 928: AFUDC Debt | 4,592 | - | - | - | - | - | - |
| 929: AFUDC Equity | 1,124 | - | - | - | - | - | - |
| 961: Luna A&G PNMR D&V | - | - | - | - | - | - | - |
| 825: Closing Addition | (2,522,842) | - | - | - | (31,661) | - | - |
| 825: Closing Cost of Removal | (401,329) | - | - | - | (2,383) | - | - |
| Project Net | - | 6,650 | 7,514 | 9,795 | (23,959) | 7,949 | 9,405 |

**Project No:** **20000807** **Services**

| | Jul27 | Aug27 | Sep27 | EndBal-Sep27 |
|---|---|---|---|---|
| 110: Straight Time-General | 295 | 321 | 275 | 957,184 |
| 120: Overtime-General | - | - | - | 48,413 |
| 350: Material Issues-Major | 2,805 | 3,054 | 2,616 | 385,494 |
| 370: Outside Services | 4,281 | 4,661 | 3,993 | 251,955 |
| 374: Outside Services Legal | - | - | - | - |
| 377: Outside Svcs-Temp Labor | - | - | - | 13,745 |
| 391: Jt Proj Bill to PNM -N Lab | - | - | - | - |
| 426: Capitalized Interest | - | - | - | - |
| 610: Expenses - General | - | - | - | 505,486 |
| 805: Land and Land Rights | - | - | - | - |
| 807: Non Refundable Contrib | - | - | - | - |
| 829: Construction Adjustment | - | - | - | - |
| 903: SJ Switchyard AR-Labor | - | - | - | - |
| 904: SJ Switchyard AR-Other | - | - | - | - |
| 908: Luna AR - Labor | - | - | - | - |
| 909: Luna AR - Other | - | - | - | - |
| 913: Payroll Taxes | 24 | 27 | 23 | 76,147 |
| 914: Pension and Benefits | 56 | 61 | 52 | 240,409 |
| 915: Injuries and Damages | 56 | 61 | 52 | 99,285 |
| 921: Stores Load | 470 | 512 | 439 | 26,941 |
| 922: Minor Material Load | - | - | - | 16,156 |
| 925: E&S Loads | 526 | 573 | 491 | 271,586 |
| 926: A&G Loads | 277 | 301 | 258 | 103,612 |
| 928: AFUDC Debt | - | - | - | 4,592 |
| 929: AFUDC Equity | - | - | - | 1,124 |
| 961: Luna A&G PNMR D&V | - | - | - | - |
| 825: Closing Addition | (24,315) | - | - | (2,578,818) |
| 825: Closing Cost of Removal | (1,830) | - | - | (405,542) |
| Project Net | (17,354) | 9,571 | 8,199 | 17,769 |

**Project No:** **20000807** **Services**

| | BegBal-Oct27 | Oct27 | Nov27 | Dec27 | EndBal-27 | Jan28 | Feb28 | Mar28 |
|---|---|---|---|---|---|---|---|---|
| 110: Straight Time-General | 957,184 | 337 | 263 | 281 | 958,065 | 226 | 255 | 332 |
| 120: Overtime-General | 48,413 | - | - | - | 48,413 | - | - | - |
| 350: Material Issues-Major | 385,494 | 3,201 | 2,503 | 2,666 | 393,864 | 2,143 | 2,422 | 3,156 |
| 370: Outside Services | 251,955 | 4,885 | 3,821 | 4,068 | 264,729 | 3,271 | 3,696 | 4,818 |
| 374: Outside Services Legal | - | - | - | - | - | - | - | - |
| 377: Outside Svcs-Temp Labor | 13,745 | - | - | - | 13,745 | - | - | - |
| 391: Jt Proj Bill to PNM -N Lab | - | - | - | - | - | - | - | - |
| 426: Capitalized Interest | - | - | - | - | - | - | - | - |
| 610: Expenses - General | 505,486 | - | - | - | 505,486 | - | - | - |
| 805: Land and Land Rights | - | - | - | - | - | - | - | - |
| 807: Non Refundable Contrib | - | - | - | - | - | - | - | - |
| 829: Construction Adjustment | - | - | - | - | - | - | - | - |
| 903: SJ Switchyard AR-Labor | - | - | - | - | - | - | - | - |
| 904: SJ Switchyard AR-Other | - | - | - | - | - | - | - | - |
| 908: Luna AR - Labor | - | - | - | - | - | - | - | - |
| 909: Luna AR - Other | - | - | - | - | - | - | - | - |
| 913: Payroll Taxes | 76,147 | 28 | 22 | 23 | 76,219 | 19 | 21 | 27 |
| 914: Pension and Benefits | 240,409 | 64 | 50 | 53 | 240,576 | 43 | 48 | 63 |
| 915: Injuries and Damages | 99,285 | 64 | 50 | 53 | 99,452 | 43 | 48 | 63 |
| 921: Stores Load | 26,941 | 537 | 420 | 447 | 28,344 | 359 | 406 | 529 |
| 922: Minor Material Load | 16,156 | - | - | - | 16,156 | - | - | - |
| 925: E&S Loads | 271,586 | 601 | 470 | 500 | 273,156 | 402 | 454 | 592 |
| 926: A&G Loads | 103,612 | 316 | 247 | 263 | 104,438 | 198 | 224 | 292 |
| 928: AFUDC Debt | 4,592 | - | - | - | 4,592 | - | - | - |
| 929: AFUDC Equity | 1,124 | - | - | - | 1,124 | - | - | - |
| 961: Luna A&G PNMR D&V | - | - | - | - | - | - | - | - |
| 825: Closing Addition | (2,578,818) | (25,855) | - | (15,066) | (2,619,739) | - | - | - |
| 825: Closing Cost of Removal | (405,542) | (1,946) | - | (1,134) | (408,622) | - | - | - |
| Project Net | 17,769 | (17,769) | 7,845 | (7,845) | - | 6,704 | 7,575 | 9,872 |

**Project No:** **20000807** **Services**

| | Apr28 | May28 | Jun28 | Jul28 | Aug28 | Sep28 | EndBal-Sep28 |
|---|---|---|---|---|---|---|---|
| 110: Straight Time-General | 342 | 270 | 319 | 298 | 325 | 278 | 960,710 |
| 120: Overtime-General | - | - | - | - | - | - | 48,413 |
| 350: Material Issues-Major | 3,250 | 2,562 | 3,031 | 2,833 | 3,085 | 2,643 | 418,989 |
| 370: Outside Services | 4,960 | 3,910 | 4,626 | 4,324 | 4,708 | 4,033 | 303,075 |
| 374: Outside Services Legal | - | - | - | - | - | - | - |
| 377: Outside Svcs-Temp Labor | - | - | - | - | - | - | 13,745 |
| 391: Jt Proj Bill to PNM -N Lab | - | - | - | - | - | - | - |
| 426: Capitalized Interest | - | - | - | - | - | - | - |
| 610: Expenses - General | - | - | - | - | - | - | 505,486 |
| 805: Land and Land Rights | - | - | - | - | - | - | - |
| 807: Non Refundable Contrib | - | - | - | - | - | - | - |
| 829: Construction Adjustment | - | - | - | - | - | - | - |
| 903: SJ Switchyard AR-Labor | - | - | - | - | - | - | - |
| 904: SJ Switchyard AR-Other | - | - | - | - | - | - | - |
| 908: Luna AR - Labor | - | - | - | - | - | - | - |
| 909: Luna AR - Other | - | - | - | - | - | - | - |
| 913: Payroll Taxes | 28 | 22 | 26 | 25 | 27 | 23 | 76,438 |
| 914: Pension and Benefits | 65 | 51 | 61 | 57 | 62 | 53 | 241,079 |
| 915: Injuries and Damages | 65 | 51 | 60 | 57 | 62 | 53 | 99,954 |
| 921: Stores Load | 545 | 430 | 508 | 475 | 517 | 443 | 32,557 |
| 922: Minor Material Load | - | - | - | - | - | - | 16,156 |
| 925: E&S Loads | 610 | 481 | 569 | 531 | 579 | 496 | 277,870 |
| 926: A&G Loads | 300 | 237 | 280 | 262 | 285 | 244 | 106,759 |
| 928: AFUDC Debt | - | - | - | - | - | - | 4,592 |
| 929: AFUDC Equity | - | - | - | - | - | - | 1,124 |
| 961: Luna A&G PNMR D&V | - | - | - | - | - | - | - |
| 825: Closing Addition | (31,914) | - | - | (24,510) | - | - | (2,676,163) |
| 825: Closing Cost of Removal | (2,402) | - | - | (1,845) | - | - | (412,869) |
| Project Net | (24,151) | 8,014 | 9,480 | (17,494) | 9,649 | 8,266 | 17,915 |

**Project No:** **30000207** **Line Extensions - Commercial**

Company: 001 Electric Services
Location: 300 Las Vegas Electric Services

**Project Information**

County % San Miguel 100%

Estimated Start Date 9/11/2006

Estimated Completion Date 12/31/2032

Description

This project consists of line extensions to provide new electric service to non-residential customers or to upgrade existing non-residential customers whose electric service needs are changing or require upgrades. Line extensions consist of the installation of all physical components necessary to provide for new electric service or to upgrade existing services. These physical components include, but are not limited to, all primary wires, secondary wires, service wires, transformers, meters, equipment support structures, trenches, switchgears, and duct bank systems.

## Project No: 30000207 Line Extensions - Commercial

| | |
|---|---|
| Project Need Justification | This project is necessary to meet PNM's obligation to serve new and existing customers and provides for the installation of electric line extensions for service to new non-residential customers or to upgrade the electric service of existing customers. This obligation is required per PNM Rule 15, Electric Line Extension Policy. |

**Project No:** **30000207** **Line Extensions - Commercial**

| | |
|---|---|
| Project Alternatives | As this project is necessary for PNM to serve new and existing customers, there are no alternatives to conducting this work. Line extension options for each new service request are evaluated individually considering many factors such as available capacity on existing lines, alternative routes, customer preferences, and right-of-way constraints. The minimum line extension per PNM Rule 15 is designed based on a balance of cost, timing, and efficiency. |

## Project No: 30000207 Line Extensions - Commercial

| | |
|---|---|
| Project Estimate Approach | Historical spend in this funding project was analyzed to develop this project’s estimated future spend. This project's spend forecast is prepared by escalating the most recent 12-month actual spend by the expected rate of change in annual new non-residential customers from available customer growth forecasts and by escalating labor and non-labor actual spend by forecasted labor and non-labor escalation rates. |

**Project No:** **30000207** **Line Extensions - Commercial**

| | |
|---|---|
| Customer Benefit | The customer benefit from this project is electric service to non-residential buildings and facilities. |

| **Project No:** | **30000207 Line Extensions - Commercial** |
|---|---|
| Primary Value Driver | Customer Delivery |
| Compliance | This project is implemented in accordance with PNM Rule 15, Electric Line Extension Policy as filed with the New Mexico Public Regulatory Commission (NMPRC) pursuant to NMPRC Rule 210. |
| Customer Delivery | The customer benefit from this project is electric service to non-residential buildings and facilities. |
| Energy Transition | |

**Project No:** **30000207** **Line Extensions - Commercial**

General Services

Reliability & Resiliency

New line extensions are designed to current PNM design standards which are created for safety, cost, and reliability efficacy. Construction of new line extensions to PNM standards helps improve overall system performance, resilience, and reliability.

Safety & Security

New line extensions are designed to current PNM design standards which incorporate safety standards such as the National Electrical Safety Code (NESC) for public and employee safety.

Technology Advancements

## Project No: 30000207 Line Extensions - Commercial

| | BegBal-Jul26 | Jul26 | Aug26 | Sep26 | Oct26 | Nov26 | Dec26 | EndBal-26 |
|---|---|---|---|---|---|---|---|---|
| 110: Straight Time-General | 365,748 | 5,579 | 5,579 | 5,579 | 5,579 | 4,959 | 3,100 | 396,123 |
| 120: Overtime-General | 25,536 | - | - | - | - | - | - | 25,536 |
| 350: Material Issues-Major | 580,984 | 53,002 | 53,002 | 53,002 | 53,002 | 47,113 | 29,446 | 869,550 |
| 370: Outside Services | 355,083 | 80,898 | 80,898 | 80,898 | 80,898 | 71,909 | 44,943 | 795,527 |
| 374: Outside Services Legal | - | - | - | - | - | - | - | - |
| 377: Outside Svcs-Temp Labor | 7,137 | - | - | - | 460,000 | - | - | 467,137 |
| 391: Jt Proj Bill to PNM -N Lab | - | - | - | - | - | - | - | - |
| 426: Capitalized Interest | - | - | - | - | - | - | - | - |
| 610: Expenses - General | 160,929 | - | - | - | - | - | - | 160,929 |
| 805: Land and Land Rights | - | - | - | - | - | - | - | - |
| 807: Non Refundable Contrib | (1,153,755) | - | - | - | - | - | - | (1,153,755) |
| 829: Construction Adjustment | - | - | - | - | - | - | - | - |
| 903: SJ Switchyard AR-Labor | - | - | - | - | - | - | - | - |
| 904: SJ Switchyard AR-Other | - | - | - | - | - | - | - | - |
| 908: Luna AR - Labor | - | - | - | - | - | - | - | - |
| 909: Luna AR - Other | - | - | - | - | - | - | - | - |
| 913: Payroll Taxes | 29,556 | 425 | 425 | 425 | 425 | 378 | 236 | 31,871 |
| 914: Pension and Benefits | 97,835 | 1,038 | 1,038 | 1,038 | 1,038 | 923 | 577 | 103,488 |
| 915: Injuries and Damages | 37,462 | 1,105 | 1,105 | 1,105 | 1,105 | 982 | 614 | 43,477 |
| 921: Stores Load | 43,550 | 12,078 | 12,078 | 12,078 | 12,078 | 10,736 | 6,710 | 109,309 |
| 922: Minor Material Load | 53,813 | - | - | - | - | - | - | 53,813 |
| 925: E&S Loads | 204,446 | 9,233 | 9,233 | 9,233 | 39,133 | 8,207 | 5,129 | 284,615 |
| 926: A&G Loads | 80,321 | 7,253 | 7,253 | 7,253 | 31,173 | 6,447 | 4,029 | 143,729 |
| 928: AFUDC Debt | - | - | - | - | - | - | - | - |
| 929: AFUDC Equity | - | - | - | - | - | - | - | - |
| 961: Luna A&G PNMR D&V | - | - | - | - | - | - | - | - |
| 825: Closing Addition | (662,391) | (6,855) | (9,891) | (12,866) | (25,339) | (27,653) | (28,863) | (773,859) |
| 825: Closing Cost of Removal | (38,055) | (322) | (554) | (782) | (1,724) | (1,902) | (1,997) | (45,337) |
| Project Net | 188,199 | 163,435 | 160,166 | 156,963 | 657,367 | 122,099 | 63,924 | 1,512,153 |

**Project No:** **30000207** **Line Extensions - Commercial**

| | BegBal-27 | Jan27 | Feb27 | Mar27 | Apr27 | May27 | Jun27 |
|---|---|---|---|---|---|---|---|
| 110: Straight Time-General | 396,123 | 3,073 | 5,532 | 5,532 | 6,147 | 5,532 | 5,532 |
| 120: Overtime-General | 25,536 | - | - | - | - | - | - |
| 350: Material Issues-Major | 869,550 | 29,198 | 52,556 | 52,556 | 58,396 | 52,556 | 52,556 |
| 370: Outside Services | 795,527 | 44,565 | 80,217 | 80,217 | 89,130 | 80,217 | 80,217 |
| 374: Outside Services Legal | - | - | - | - | - | - | - |
| 377: Outside Svcs-Temp Labor | 467,137 | - | - | - | - | - | - |
| 391: Jt Proj Bill to PNM -N Lab | - | - | - | - | - | - | - |
| 426: Capitalized Interest | - | - | - | - | - | - | - |
| 610: Expenses - General | 160,929 | - | - | - | - | - | - |
| 805: Land and Land Rights | - | - | - | - | - | - | - |
| 807: Non Refundable Contrib | (1,153,755) | - | - | - | - | - | - |
| 829: Construction Adjustment | - | - | - | - | - | - | - |
| 903: SJ Switchyard AR-Labor | - | - | - | - | - | - | - |
| 904: SJ Switchyard AR-Other | - | - | - | - | - | - | - |
| 908: Luna AR - Labor | - | - | - | - | - | - | - |
| 909: Luna AR - Other | - | - | - | - | - | - | - |
| 913: Payroll Taxes | 31,871 | 254 | 457 | 457 | 508 | 457 | 457 |
| 914: Pension and Benefits | 103,488 | 584 | 1,051 | 1,051 | 1,167 | 1,051 | 1,051 |
| 915: Injuries and Damages | 43,477 | 583 | 1,049 | 1,049 | 1,165 | 1,049 | 1,049 |
| 921: Stores Load | 109,309 | 4,896 | 8,813 | 8,813 | 9,792 | 8,813 | 8,813 |
| 922: Minor Material Load | 53,813 | - | - | - | - | - | - |
| 925: E&S Loads | 284,615 | 5,478 | 9,860 | 9,860 | 10,956 | 9,860 | 9,860 |
| 926: A&G Loads | 143,729 | 2,881 | 5,186 | 5,186 | 5,763 | 5,186 | 5,186 |
| 928: AFUDC Debt | - | - | - | - | - | - | - |
| 929: AFUDC Equity | - | - | - | - | - | - | - |
| 961: Luna A&G PNMR D&V | - | - | - | - | - | - | - |
| 825: Closing Addition | (773,859) | (29,988) | (32,452) | (34,867) | (37,574) | (39,886) | (42,152) |
| 825: Closing Cost of Removal | (45,337) | (2,085) | (2,274) | (2,459) | (2,666) | (2,843) | (3,017) |
| Project Net | 1,512,153 | 59,438 | 129,994 | 127,395 | 142,784 | 121,991 | 119,551 |

**Project No:** **30000207** **Line Extensions - Commercial**

| | Jul27 | Aug27 | Sep27 | EndBal-Sep27 |
|---|---|---|---|---|
| 110: Straight Time-General | 5,532 | 5,532 | 5,532 | 444,067 |
| 120: Overtime-General | - | - | - | 25,536 |
| 350: Material Issues-Major | 52,556 | 52,556 | 52,556 | 1,325,036 |
| 370: Outside Services | 80,217 | 80,217 | 80,217 | 1,490,741 |
| 374: Outside Services Legal | - | - | - | - |
| 377: Outside Svcs-Temp Labor | - | - | - | 467,137 |
| 391: Jt Proj Bill to PNM -N Lab | - | - | - | - |
| 426: Capitalized Interest | - | - | - | - |
| 610: Expenses - General | - | - | - | 160,929 |
| 805: Land and Land Rights | - | - | - | - |
| 807: Non Refundable Contrib | - | - | - | (1,153,755) |
| 829: Construction Adjustment | - | - | - | - |
| 903: SJ Switchyard AR-Labor | - | - | - | - |
| 904: SJ Switchyard AR-Other | - | - | - | - |
| 908: Luna AR - Labor | - | - | - | - |
| 909: Luna AR - Other | - | - | - | - |
| 913: Payroll Taxes | 457 | 457 | 457 | 35,831 |
| 914: Pension and Benefits | 1,051 | 1,051 | 1,051 | 112,593 |
| 915: Injuries and Damages | 1,049 | 1,049 | 1,049 | 52,567 |
| 921: Stores Load | 8,813 | 8,813 | 8,813 | 185,685 |
| 922: Minor Material Load | - | - | - | 53,813 |
| 925: E&S Loads | 9,860 | 9,860 | 9,860 | 370,071 |
| 926: A&G Loads | 5,186 | 5,186 | 5,186 | 188,678 |
| 928: AFUDC Debt | - | - | - | - |
| 929: AFUDC Equity | - | - | - | - |
| 961: Luna A&G PNMR D&V | - | - | - | - |
| 825: Closing Addition | (44,373) | (46,549) | (48,682) | (1,130,383) |
| 825: Closing Cost of Removal | (3,187) | (3,354) | (3,518) | (70,741) |
| Project Net | 117,160 | 114,817 | 112,521 | 2,557,804 |

## Project No: 30000207 Line Extensions - Commercial

| | BegBal-Oct27 | Oct27 | Nov27 | Dec27 | EndBal-27 | Jan28 | Feb28 | Mar28 |
|---|---|---|---|---|---|---|---|---|
| 110: Straight Time-General | 444,067 | 5,532 | 4,918 | 3,073 | 457,590 | 3,104 | 5,588 | 5,588 |
| 120: Overtime-General | 25,536 | - | - | - | 25,536 | - | - | - |
| 350: Material Issues-Major | 1,325,036 | 52,556 | 46,716 | 29,198 | 1,453,506 | 29,490 | 53,082 | 53,082 |
| 370: Outside Services | 1,490,741 | 80,217 | 71,304 | 44,565 | 1,686,827 | 45,011 | 81,019 | 81,019 |
| 374: Outside Services Legal | - | - | - | - | - | - | - | - |
| 377: Outside Svcs-Temp Labor | 467,137 | - | - | - | 467,137 | - | - | - |
| 391: Jt Proj Bill to PNM -N Lab | - | - | - | - | - | - | - | - |
| 426: Capitalized Interest | - | - | - | - | - | - | - | - |
| 610: Expenses - General | 160,929 | - | - | - | 160,929 | - | - | - |
| 805: Land and Land Rights | - | - | - | - | - | - | - | - |
| 807: Non Refundable Contrib | (1,153,755) | - | - | - | (1,153,755) | - | - | - |
| 829: Construction Adjustment | - | - | - | - | - | - | - | - |
| 903: SJ Switchyard AR-Labor | - | - | - | - | - | - | - | - |
| 904: SJ Switchyard AR-Other | - | - | - | - | - | - | - | - |
| 908: Luna AR - Labor | - | - | - | - | - | - | - | - |
| 909: Luna AR - Other | - | - | - | - | - | - | - | - |
| 913: Payroll Taxes | 35,831 | 457 | 406 | 254 | 36,948 | 256 | 462 | 462 |
| 914: Pension and Benefits | 112,593 | 1,051 | 934 | 584 | 115,161 | 589 | 1,061 | 1,061 |
| 915: Injuries and Damages | 52,567 | 1,049 | 932 | 583 | 55,131 | 589 | 1,059 | 1,059 |
| 921: Stores Load | 185,685 | 8,813 | 7,833 | 4,896 | 207,227 | 4,945 | 8,901 | 8,901 |
| 922: Minor Material Load | 53,813 | - | - | - | 53,813 | - | - | - |
| 925: E&S Loads | 370,071 | 9,860 | 8,765 | 5,478 | 394,174 | 5,533 | 9,959 | 9,959 |
| 926: A&G Loads | 188,678 | 5,186 | 4,610 | 2,881 | 201,356 | 2,724 | 4,903 | 4,903 |
| 928: AFUDC Debt | - | - | - | - | - | - | - | - |
| 929: AFUDC Equity | - | - | - | - | - | - | - | - |
| 961: Luna A&G PNMR D&V | - | - | - | - | - | - | - | - |
| 825: Closing Addition | (1,130,383) | (50,772) | (52,480) | (53,133) | (1,286,769) | (53,786) | (55,798) | (57,771) |
| 825: Closing Cost of Removal | (70,741) | (3,678) | (3,810) | (3,861) | (82,090) | (3,913) | (4,068) | (4,219) |
| Project Net | 2,557,804 | 110,270 | 90,129 | 34,517 | 2,792,720 | 34,542 | 106,168 | 104,045 |

**Project No:** **30000207** **Line Extensions - Commercial**

| | Apr28 | May28 | Jun28 | Jul28 | Aug28 | Sep28 | EndBal-Sep28 |
|---|---|---|---|---|---|---|---|
| 110: Straight Time-General | 6,208 | 5,588 | 5,588 | 5,588 | 5,588 | 5,588 | 506,018 |
| 120: Overtime-General | - | - | - | - | - | - | 25,536 |
| 350: Material Issues-Major | 58,979 | 53,082 | 53,082 | 53,082 | 53,082 | 53,082 | 1,913,549 |
| 370: Outside Services | 90,021 | 81,019 | 81,019 | 81,019 | 81,019 | 81,019 | 2,388,992 |
| 374: Outside Services Legal | - | - | - | - | - | - | - |
| 377: Outside Svcs-Temp Labor | - | - | - | - | - | - | 467,137 |
| 391: Jt Proj Bill to PNM -N Lab | - | - | - | - | - | - | - |
| 426: Capitalized Interest | - | - | - | - | - | - | - |
| 610: Expenses - General | - | - | - | - | - | - | 160,929 |
| 805: Land and Land Rights | - | - | - | - | - | - | - |
| 807: Non Refundable Contrib | - | - | - | - | - | - | (1,153,755) |
| 829: Construction Adjustment | - | - | - | - | - | - | - |
| 903: SJ Switchyard AR-Labor | - | - | - | - | - | - | - |
| 904: SJ Switchyard AR-Other | - | - | - | - | - | - | - |
| 908: Luna AR - Labor | - | - | - | - | - | - | - |
| 909: Luna AR - Other | - | - | - | - | - | - | - |
| 913: Payroll Taxes | 513 | 462 | 462 | 462 | 462 | 462 | 40,948 |
| 914: Pension and Benefits | 1,179 | 1,061 | 1,061 | 1,061 | 1,061 | 1,061 | 124,357 |
| 915: Injuries and Damages | 1,177 | 1,059 | 1,059 | 1,059 | 1,059 | 1,059 | 64,313 |
| 921: Stores Load | 9,890 | 8,901 | 8,901 | 8,901 | 8,901 | 8,901 | 284,367 |
| 922: Minor Material Load | - | - | - | - | - | - | 53,813 |
| 925: E&S Loads | 11,065 | 9,959 | 9,959 | 9,959 | 9,959 | 9,959 | 480,485 |
| 926: A&G Loads | 5,448 | 4,903 | 4,903 | 4,903 | 4,903 | 4,903 | 243,849 |
| 928: AFUDC Debt | - | - | - | - | - | - | - |
| 929: AFUDC Equity | - | - | - | - | - | - | - |
| 961: Luna A&G PNMR D&V | - | - | - | - | - | - | - |
| 825: Closing Addition | (60,047) | (61,934) | (63,783) | (65,596) | (67,372) | (69,113) | (1,841,969) |
| 825: Closing Cost of Removal | (4,393) | (4,537) | (4,679) | (4,818) | (4,954) | (5,087) | (122,757) |
| Project Net | 120,040 | 99,563 | 97,572 | 95,620 | 93,708 | 91,834 | 3,635,812 |

**Project No:** **30000807** **Services**

Company: 001 Electric Services
Location: 300 Las Vegas Electric Services

**Project Information**

County % San Miguel 100%

Estimated Start Date 9/11/2006

Estimated Completion Date 12/31/2032

Description

This project covers the expenses for the installation, connection, and in the case of service retirement, disconnection and removal, of PNM customer access or "services" in San Miguel County. Services include overhead and underground conductors connecting the PNM distribution system to the customer. Materials to be purchased include overhead and underground service wires and associated connecting or terminating equipment.

## Project No: 30000807 Services

Project Need Justification

PNM receives approximately 11,500 customer requests for services related work each year statewide. The majority of these requests are located in the Metro Albuquerque area (70%). Approximately 15% of these applications are for customers in northern New Mexico, including San Miguel County. As an example, these requests include upgrades for residential electrical panels from 100 to 200 A to accommodate heating or cooling systems or rooftop solar. They can include the addition of a garage, shop or RV connection separate from the primary house meter. Additionally, they can include new residential home or commercial construction where a line extension is not needed.

PNM is obligated to serve customers within its service territory. PNM and the customers' service cost responsibilities are defined within PNM's Rules and Regulations, specifically Rules 15, 16, and 18 filed with the New Mexico Public Regulatory Commission (NMPRC) pursuant to NMPRC Rule 210. This project covers the expenses associated with labor, materials, outside services (contractors), and transportation required for PNM to meet its obligation to serve customers by either connecting or disconnecting electrical service to customer facilities.

**Project No:** **30000807** **Services**

Project Alternatives

1. Do nothing. PNM would not provide installation, connection, or disconnection services and would be in conflict with the Rules and Regulations, specifically Rules 15, 16, and 18 filed with the New Mexico Public Regulatory Commission (NMPRC) pursuant to NMPRC Rule 210. Customers would have little to no options for connection or disconnection.
2. If a customer prefers a more expensive connection to PNM's distribution network (e.g., if a residential customer in an area served by overhead lines prefers an underground service) the customer must provide the service wires per PNM rules and is response for covering a portion of the increased costs

## Project No: 30000807 Services

| | |
|---|---|
| Project Estimate Approach | Since the amount, length, and types of services to be installed each year is unknown at the time of budget preparation, the budget is estimated by applying escalation factors to historical spend for similar activities. The initial budget for this project was developed by cost escalation factors to the most recent 12-month actual spend. An adjustment was made to the actual spend to account for expected cost increases for a planned change in the installation practice for residential underground services from direct buried wired to installation of service wire in conduit. Labor and non-labor cost components are escalated using customary annual expected cost increase percentages supplied by PNM Budget.<br><br>In 2025, the average cost per energization was approximately $2,200. |

**Project No:** **30000807** **Services**

Customer Benefit

This project provides funding for customers' services and connections enabling power delivery to customers. PNM recovers the cost for customers who request service upgrades that do not require a line extension to cover the labor, materials and contractor installation expenses required for PNM to safely and timely energize their project. PNM works closely with customers and their contractors to maintain consistent communication with customers regarding their project status and needs. All of these benefits are provided to customers and recovered through rate base.

After their project is completed, customers and their contractors receive a survey asking for feedback and to rate their satisfaction with the services delivered by PNM. In 2025, the average customer satisfaction rating was 4.0 out of 5 indicating customers are satisfied with their service.

## Project No: 30000807 Services

| | |
|---|---|
| Primary Value Driver | Customer Delivery |
| Compliance | Enables PNM's compliance with Rules and Regulations, specifically Rules 15, 16 and 18 with the New Mexico Public Regulatory Commission (NMPRC) pursuant to NMPRC Rule 210. |
| Customer Delivery | This project provides funding for customers' services and connections enabling power delivery to customers. PNM recovers the cost for customers who request service upgrades that do not require a line extension to cover the labor, materials and contractor installation expenses required for PNM to safely and timely energize their project. PNM works closely with customers and their contractors to maintain consistent communication with customers regarding their project status and needs. All of these benefits are provided to customers and recovered through rate base.<br><br>After their project is completed, customers and their contractors receive a survey asking for feedback and to rate their satisfaction with the services delivered by PNM. For the second half of 2023, the average customer satisfaction rating was 3.8 out of 5 indicating customers are satisfied with their service. |
| Energy Transition | |

**Project No:** **30000807** **Services**

General Services

Reliability & Resiliency

Safety & Security

Technology Advancements

## Project No: 30000807 Services

| | BegBal-Jul26 | Jul26 | Aug26 | Sep26 | Oct26 | Nov26 | Dec26 | EndBal-26 |
|---|---|---|---|---|---|---|---|---|
| 110: Straight Time-General | 1,319,258 | 335 | 365 | 312 | 382 | 299 | 318 | 1,321,270 |
| 120: Overtime-General | 22,107 | - | - | - | - | - | - | 22,107 |
| 350: Material Issues-Major | 144,370 | 3,182 | 3,465 | 2,968 | 3,631 | 2,840 | 3,024 | 163,478 |
| 370: Outside Services | 143,773 | 4,856 | 5,288 | 4,530 | 5,542 | 4,334 | 4,615 | 172,939 |
| 374: Outside Services Legal | - | - | - | - | - | - | - | - |
| 377: Outside Svcs-Temp Labor | 7,379 | - | - | - | 21,142 | - | - | 28,521 |
| 391: Jt Proj Bill to PNM -N Lab | - | - | - | - | - | - | - | - |
| 426: Capitalized Interest | - | - | - | - | - | - | - | - |
| 610: Expenses - General | 735,274 | - | - | - | - | - | - | 735,274 |
| 805: Land and Land Rights | - | - | - | - | - | - | - | - |
| 807: Non Refundable Contrib | (9,630) | - | - | - | - | - | - | (9,630) |
| 829: Construction Adjustment | - | - | - | - | - | - | - | - |
| 903: SJ Switchyard AR-Labor | - | - | - | - | - | - | - | - |
| 904: SJ Switchyard AR-Other | - | - | - | - | - | - | - | - |
| 908: Luna AR - Labor | - | - | - | - | - | - | - | - |
| 909: Luna AR - Other | - | - | - | - | - | - | - | - |
| 913: Payroll Taxes | 102,539 | 26 | 28 | 24 | 29 | 23 | 24 | 102,692 |
| 914: Pension and Benefits | 306,250 | 62 | 68 | 58 | 71 | 56 | 59 | 306,624 |
| 915: Injuries and Damages | 156,768 | 66 | 72 | 62 | 76 | 59 | 63 | 157,167 |
| 921: Stores Load | 9,089 | 725 | 789 | 676 | 827 | 647 | 689 | 13,444 |
| 922: Minor Material Load | 8,502 | - | - | - | - | - | - | 8,502 |
| 925: E&S Loads | 267,140 | 554 | 604 | 517 | 2,007 | 495 | 527 | 271,843 |
| 926: A&G Loads | 91,305 | 435 | 474 | 406 | 1,596 | 389 | 414 | 95,019 |
| 928: AFUDC Debt | 7,240 | - | - | - | - | - | - | 7,240 |
| 929: AFUDC Equity | 1,698 | - | - | - | - | - | - | 1,698 |
| 961: Luna A&G PNMR D&V | - | - | - | - | - | - | - | - |
| 825: Closing Addition | (2,985,355) | (91,229) | - | - | (52,089) | - | (17,553) | (3,146,226) |
| 825: Closing Cost of Removal | (225,608) | (21,113) | - | - | (3,921) | - | (1,321) | (251,963) |
| Project Net | 102,101 | (102,101) | 11,152 | 9,554 | (20,706) | 9,140 | (9,140) | - |

**Project No:** **30000807** **Services**

| | BegBal-27 | Jan27 | Feb27 | Mar27 | Apr27 | May27 | Jun27 |
|---|---|---|---|---|---|---|---|
| 110: Straight Time-General | 1,321,270 | 616 | 696 | 907 | 934 | 736 | 871 |
| 120: Overtime-General | 22,107 | - | - | - | - | - | - |
| 350: Material Issues-Major | 163,478 | 5,851 | 6,610 | 8,616 | 8,871 | 6,993 | 8,273 |
| 370: Outside Services | 172,939 | 8,930 | 10,089 | 13,150 | 13,540 | 10,673 | 12,628 |
| 374: Outside Services Legal | - | - | - | - | - | - | - |
| 377: Outside Svcs-Temp Labor | 28,521 | - | - | - | - | - | - |
| 391: Jt Proj Bill to PNM -N Lab | - | - | - | - | - | - | - |
| 426: Capitalized Interest | - | - | - | - | - | - | - |
| 610: Expenses - General | 735,274 | - | - | - | - | - | - |
| 805: Land and Land Rights | - | - | - | - | - | - | - |
| 807: Non Refundable Contrib | (9,630) | - | - | - | - | - | - |
| 829: Construction Adjustment | - | - | - | - | - | - | - |
| 903: SJ Switchyard AR-Labor | - | - | - | - | - | - | - |
| 904: SJ Switchyard AR-Other | - | - | - | - | - | - | - |
| 908: Luna AR - Labor | - | - | - | - | - | - | - |
| 909: Luna AR - Other | - | - | - | - | - | - | - |
| 913: Payroll Taxes | 102,692 | 51 | 57 | 75 | 77 | 61 | 72 |
| 914: Pension and Benefits | 306,624 | 117 | 132 | 172 | 177 | 140 | 165 |
| 915: Injuries and Damages | 157,167 | 117 | 132 | 172 | 177 | 140 | 165 |
| 921: Stores Load | 13,444 | 981 | 1,108 | 1,445 | 1,487 | 1,173 | 1,387 |
| 922: Minor Material Load | 8,502 | - | - | - | - | - | - |
| 925: E&S Loads | 271,843 | 1,098 | 1,240 | 1,616 | 1,664 | 1,312 | 1,552 |
| 926: A&G Loads | 95,019 | 577 | 652 | 850 | 875 | 690 | 816 |
| 928: AFUDC Debt | 7,240 | - | - | - | - | - | - |
| 929: AFUDC Equity | 1,698 | - | - | - | - | - | - |
| 961: Luna A&G PNMR D&V | - | - | - | - | - | - | - |
| 825: Closing Addition | (3,146,226) | - | - | - | (87,292) | - | - |
| 825: Closing Cost of Removal | (251,963) | - | - | - | (6,570) | - | - |
| Project Net | - | 18,338 | 20,717 | 27,004 | (66,059) | 21,917 | 25,930 |

**Project No:** **30000807** **Services**

| | Jul27 | Aug27 | Sep27 | EndBal-Sep27 |
|---|---|---|---|---|
| 110: Straight Time-General | 814 | 886 | 759 | 1,328,489 |
| 120: Overtime-General | - | - | - | 22,107 |
| 350: Material Issues-Major | 7,732 | 8,420 | 7,213 | 232,057 |
| 370: Outside Services | 11,802 | 12,851 | 11,010 | 277,612 |
| 374: Outside Services Legal | - | - | - | - |
| 377: Outside Svcs-Temp Labor | - | - | - | 28,521 |
| 391: Jt Proj Bill to PNM -N Lab | - | - | - | - |
| 426: Capitalized Interest | - | - | - | - |
| 610: Expenses - General | - | - | - | 735,274 |
| 805: Land and Land Rights | - | - | - | - |
| 807: Non Refundable Contrib | - | - | - | (9,630) |
| 829: Construction Adjustment | - | - | - | - |
| 903: SJ Switchyard AR-Labor | - | - | - | - |
| 904: SJ Switchyard AR-Other | - | - | - | - |
| 908: Luna AR - Labor | - | - | - | - |
| 909: Luna AR - Other | - | - | - | - |
| 913: Payroll Taxes | 67 | 73 | 63 | 103,288 |
| 914: Pension and Benefits | 155 | 168 | 144 | 307,995 |
| 915: Injuries and Damages | 154 | 168 | 144 | 158,535 |
| 921: Stores Load | 1,297 | 1,412 | 1,209 | 24,943 |
| 922: Minor Material Load | - | - | - | 8,502 |
| 925: E&S Loads | 1,451 | 1,580 | 1,353 | 284,710 |
| 926: A&G Loads | 763 | 831 | 712 | 101,787 |
| 928: AFUDC Debt | - | - | - | 7,240 |
| 929: AFUDC Equity | - | - | - | 1,698 |
| 961: Luna A&G PNMR D&V | - | - | - | - |
| 825: Closing Addition | (67,036) | - | - | (3,300,554) |
| 825: Closing Cost of Removal | (5,046) | - | - | (263,579) |
| Project Net | (47,847) | 26,389 | 22,607 | 48,996 |

## Project No: 30000807 Services

| | BegBal-Oct27 | Oct27 | Nov27 | Dec27 | EndBal-27 | Jan28 | Feb28 | Mar28 |
|---|---|---|---|---|---|---|---|---|
| 110: Straight Time-General | 1,328,489 | 929 | 726 | 774 | 1,330,918 | 622 | 703 | 916 |
| 120: Overtime-General | 22,107 | - | - | - | 22,107 | - | - | - |
| 350: Material Issues-Major | 232,057 | 8,824 | 6,901 | 7,349 | 255,131 | 5,909 | 6,676 | 8,702 |
| 370: Outside Services | 277,612 | 13,469 | 10,533 | 11,216 | 312,830 | 9,019 | 10,190 | 13,282 |
| 374: Outside Services Legal | - | - | - | - | - | - | - | - |
| 377: Outside Svcs-Temp Labor | 28,521 | - | - | - | 28,521 | - | - | - |
| 391: Jt Proj Bill to PNM -N Lab | - | - | - | - | - | - | - | - |
| 426: Capitalized Interest | - | - | - | - | - | - | - | - |
| 610: Expenses - General | 735,274 | - | - | - | 735,274 | - | - | - |
| 805: Land and Land Rights | - | - | - | - | - | - | - | - |
| 807: Non Refundable Contrib | (9,630) | - | - | - | (9,630) | - | - | - |
| 829: Construction Adjustment | - | - | - | - | - | - | - | - |
| 903: SJ Switchyard AR-Labor | - | - | - | - | - | - | - | - |
| 904: SJ Switchyard AR-Other | - | - | - | - | - | - | - | - |
| 908: Luna AR - Labor | - | - | - | - | - | - | - | - |
| 909: Luna AR - Other | - | - | - | - | - | - | - | - |
| 913: Payroll Taxes | 103,288 | 77 | 60 | 64 | 103,489 | 51 | 58 | 76 |
| 914: Pension and Benefits | 307,995 | 176 | 138 | 147 | 308,456 | 118 | 134 | 174 |
| 915: Injuries and Damages | 158,535 | 176 | 138 | 147 | 158,996 | 118 | 133 | 174 |
| 921: Stores Load | 24,943 | 1,480 | 1,157 | 1,232 | 28,812 | 991 | 1,119 | 1,459 |
| 922: Minor Material Load | 8,502 | - | - | - | 8,502 | - | - | - |
| 925: E&S Loads | 284,710 | 1,656 | 1,295 | 1,379 | 289,039 | 1,109 | 1,253 | 1,633 |
| 926: A&G Loads | 101,787 | 871 | 681 | 725 | 104,064 | 546 | 617 | 804 |
| 928: AFUDC Debt | 7,240 | - | - | - | 7,240 | - | - | - |
| 929: AFUDC Equity | 1,698 | - | - | - | 1,698 | - | - | - |
| 961: Luna A&G PNMR D&V | - | - | - | - | - | - | - | - |
| 825: Closing Addition | (3,300,554) | (71,288) | - | (41,535) | (3,413,377) | - | - | - |
| 825: Closing Cost of Removal | (263,579) | (5,366) | - | (3,126) | (272,071) | - | - | - |
| Project Net | 48,996 | (48,996) | 21,628 | (21,628) | - | 18,483 | 20,883 | 27,219 |

**Project No:** **30000807** **Services**

| | Apr28 | May28 | Jun28 | Jul28 | Aug28 | Sep28 | EndBal-Sep28 |
|---|---|---|---|---|---|---|---|
| 110: Straight Time-General | 943 | 743 | 880 | 822 | 895 | 767 | 1,338,209 |
| 120: Overtime-General | - | - | - | - | - | - | 22,107 |
| 350: Material Issues-Major | 8,959 | 7,063 | 8,356 | 7,810 | 8,504 | 7,285 | 324,395 |
| 370: Outside Services | 13,675 | 10,780 | 12,754 | 11,920 | 12,980 | 11,120 | 418,550 |
| 374: Outside Services Legal | - | - | - | - | - | - | - |
| 377: Outside Svcs-Temp Labor | - | - | - | - | - | - | 28,521 |
| 391: Jt Proj Bill to PNM -N Lab | - | - | - | - | - | - | - |
| 426: Capitalized Interest | - | - | - | - | - | - | - |
| 610: Expenses - General | - | - | - | - | - | - | 735,274 |
| 805: Land and Land Rights | - | - | - | - | - | - | - |
| 807: Non Refundable Contrib | - | - | - | - | - | - | (9,630) |
| 829: Construction Adjustment | - | - | - | - | - | - | - |
| 903: SJ Switchyard AR-Labor | - | - | - | - | - | - | - |
| 904: SJ Switchyard AR-Other | - | - | - | - | - | - | - |
| 908: Luna AR - Labor | - | - | - | - | - | - | - |
| 909: Luna AR - Other | - | - | - | - | - | - | - |
| 913: Payroll Taxes | 78 | 61 | 73 | 68 | 74 | 63 | 104,091 |
| 914: Pension and Benefits | 179 | 141 | 167 | 156 | 170 | 146 | 309,841 |
| 915: Injuries and Damages | 179 | 141 | 167 | 156 | 170 | 145 | 160,378 |
| 921: Stores Load | 1,502 | 1,184 | 1,401 | 1,310 | 1,426 | 1,222 | 40,426 |
| 922: Minor Material Load | - | - | - | - | - | - | 8,502 |
| 925: E&S Loads | 1,681 | 1,325 | 1,568 | 1,465 | 1,595 | 1,367 | 302,034 |
| 926: A&G Loads | 828 | 652 | 772 | 721 | 786 | 673 | 110,462 |
| 928: AFUDC Debt | - | - | - | - | - | - | 7,240 |
| 929: AFUDC Equity | - | - | - | - | - | - | 1,698 |
| 961: Luna A&G PNMR D&V | - | - | - | - | - | - | - |
| 825: Closing Addition | (87,985) | - | - | (67,571) | - | - | (3,568,932) |
| 825: Closing Cost of Removal | (6,623) | - | - | (5,086) | - | - | (283,780) |
| Project Net | (66,584) | 22,091 | 26,137 | (48,228) | 26,600 | 22,788 | 49,387 |

**Project No:** **41000107** **Line Extensions - Residential**

Company: 001 Electric Services
Location: 410 Santa Fe Electric Servics

**Project Information**

| County % | Santa Fe | 100% |
|---|---|---|

Estimated Start Date 9/11/2006

Estimated Completion Date 12/31/2032

Description

This project consists of line extensions to provide new or upgrade existing electric service to residential customers. Line extensions consist of the installation of all physical components necessary to provide for new electric service or to upgrade existing services. These physical components include, but are not limited to, all primary wires, secondary wires, service wires, transformers, meters, equipment support structures, trenches, switchgears, and duct bank systems.

**Project No:** **41000107** **Line Extensions - Residential**

| | |
|---|---|
| Project Need Justification | This project is necessary to meet PNM's obligation to serve new and existing customers per PNM Rule 15, Electric Line Extension Policy. This project also provides for the installation of electric line extensions for service to new residential customers, apartment complexes, and residential subdivisions or existing customers requiring upgrades. |

**Project No:** **41000107** **Line Extensions - Residential**

Project Alternatives

As this project is necessary for PNM to serve new or existing customers, there are no alternatives to conducting this work. Line extension options for each new service request are evaluated individually considering many factors such as available capacity on existing lines, alternative routes, customer preferences, and right-of-way constraints. The minimum line extension per PNM Rule 15 is designed based on a balance of cost, timing, and efficiency.

**Project No:** **41000107** **Line Extensions - Residential**

Project Estimate Approach

Historical spend in this funding project was analyzed to develop this project's estimated future spend. This project's spend forecast is prepared by escalating the most recent 12-month actual spend by the expected rate of change in annual new residential customers from available customer growth forecasts and by escalating labor and non-labor actual spend by forecasted labor and non-labor escalation rates.

Line extension costs include all labor, materials, vehicles, and rights-of-way necessary for its construction. Line extension costs also include the costs of changing or upgrading existing facilities to provide the new electric service. Net costs to the project include the above costs less customer payment per PNM Rule 15, Electric Line Extension Policy.

**Project No:** **41000107** **Line Extensions - Residential**

| | |
|---|---|
| Customer Benefit | The customer benefit from this project is electric service to a new or existing home. |

## Project No: 41000107 Line Extensions - Residential

| | |
|---|---|
| Primary Value Driver | Customer Delivery |
| Compliance | This project is implemented in accordance with PNM Rule 15, Electric Line Extension Policy as filed with the New Mexico Public Regulatory Commission (NMPRC) pursuant to NMPRC Rule 210. |
| Customer Delivery | The customer benefit from this project is electric service to a new or existing home. |
| Energy Transition | |

**Project No:** **41000107** **Line Extensions - Residential**

General Services

Reliability & Resiliency

New line extensions are designed to current PNM design standards which are created for safety, cost, and reliability efficacy. Construction of new line extensions to PNM standards helps improve overall system performance, resilience, and reliability.

Safety & Security

New line extensions are designed to current PNM design standards which incorporate safety standards such as the National Electrical Safety Code (NESC) for public and employee safety.

Technology Advancements

## Project No: 41000107 Line Extensions - Residential

| | BegBal-Jul26 | Jul26 | Aug26 | Sep26 | Oct26 | Nov26 | Dec26 | EndBal-26 |
|---|---|---|---|---|---|---|---|---|
| 110: Straight Time-General | 3,598,761 | 3,262 | 8,579 | 7,881 | 4,451 | 7,493 | 7,511 | 3,637,939 |
| 120: Overtime-General | 130,849 | - | - | - | - | - | - | 130,849 |
| 350: Material Issues-Major | 5,964,664 | 30,993 | 81,504 | 74,868 | 42,286 | 71,181 | 71,359 | 6,336,854 |
| 370: Outside Services | 11,339,501 | 47,305 | 124,400 | 114,273 | 64,542 | 108,645 | 108,916 | 11,907,581 |
| 374: Outside Services Legal | 901 | - | - | - | - | - | - | 901 |
| 377: Outside Svcs-Temp Labor | 152,312 | - | - | - | 305,275 | - | - | 457,587 |
| 391: Jt Proj Bill to PNM -N Lab | - | - | - | - | - | - | - | - |
| 426: Capitalized Interest | - | - | - | - | - | - | - | - |
| 610: Expenses - General | 1,664,894 | - | - | - | - | - | - | 1,664,894 |
| 805: Land and Land Rights | 350 | - | - | - | - | - | - | 350 |
| 807: Non Refundable Contrib | (17,382,462) | - | - | - | - | - | - | (17,382,462) |
| 829: Construction Adjustment | 9,261 | - | - | - | - | - | - | 9,261 |
| 903: SJ Switchyard AR-Labor | - | - | - | - | - | - | - | - |
| 904: SJ Switchyard AR-Other | - | - | - | - | - | - | - | - |
| 908: Luna AR - Labor | - | - | - | - | - | - | - | - |
| 909: Luna AR - Other | - | - | - | - | - | - | - | - |
| 913: Payroll Taxes | 282,519 | 249 | 654 | 601 | 339 | 571 | 572 | 285,505 |
| 914: Pension and Benefits | 880,032 | 607 | 1,597 | 1,467 | 828 | 1,394 | 1,398 | 887,323 |
| 915: Injuries and Damages | 411,498 | 646 | 1,699 | 1,560 | 881 | 1,484 | 1,487 | 419,256 |
| 921: Stores Load | 440,845 | 7,063 | 18,573 | 17,061 | 9,636 | 16,221 | 16,261 | 525,660 |
| 922: Minor Material Load | 506,885 | - | - | - | - | - | - | 506,885 |
| 925: E&S Loads | 2,588,175 | 5,399 | 14,198 | 13,042 | 27,209 | 12,400 | 12,431 | 2,672,854 |
| 926: A&G Loads | 1,152,180 | 4,241 | 11,153 | 10,245 | 21,661 | 9,741 | 9,765 | 1,218,986 |
| 928: AFUDC Debt | 3 | - | - | - | - | - | - | 3 |
| 929: AFUDC Equity | 3 | - | - | - | - | - | - | 3 |
| 961: Luna A&G PNMR D&V | - | - | - | - | - | - | - | - |
| 825: Closing Addition | (10,038,055) | (0) | (13,119) | (15,229) | (19,514) | (21,450) | (23,372) | (10,130,739) |
| 825: Closing Cost of Removal | (416,364) | - | (3,530) | (3,663) | (3,960) | (4,081) | (4,201) | (435,799) |
| Project Net | 1,286,753 | 99,764 | 245,708 | 222,106 | 453,634 | 203,598 | 202,127 | 2,713,690 |

**Project No:** **41000107** **Line Extensions - Residential**

| | BegBal-27 | Jan27 | Feb27 | Mar27 | Apr27 | May27 | Jun27 |
|---|---|---|---|---|---|---|---|
| 110: Straight Time-General | 3,637,939 | 6,284 | 6,144 | 7,801 | 8,401 | 8,050 | 7,526 |
| 120: Overtime-General | 130,849 | - | - | - | - | - | - |
| 350: Material Issues-Major | 6,336,854 | 59,694 | 58,366 | 74,113 | 79,808 | 76,472 | 71,494 |
| 370: Outside Services | 11,907,581 | 91,112 | 89,085 | 113,120 | 121,813 | 116,721 | 109,122 |
| 374: Outside Services Legal | 901 | - | - | - | - | - | - |
| 377: Outside Svcs-Temp Labor | 457,587 | - | - | - | - | - | - |
| 391: Jt Proj Bill to PNM -N Lab | - | - | - | - | - | - | - |
| 426: Capitalized Interest | - | - | - | - | - | - | - |
| 610: Expenses - General | 1,664,894 | - | - | - | - | - | - |
| 805: Land and Land Rights | 350 | - | - | - | - | - | - |
| 807: Non Refundable Contrib | (17,382,462) | - | - | - | - | - | - |
| 829: Construction Adjustment | 9,261 | - | - | - | - | - | - |
| 903: SJ Switchyard AR-Labor | - | - | - | - | - | - | - |
| 904: SJ Switchyard AR-Other | - | - | - | - | - | - | - |
| 908: Luna AR - Labor | - | - | - | - | - | - | - |
| 909: Luna AR - Other | - | - | - | - | - | - | - |
| 913: Payroll Taxes | 285,505 | 519 | 507 | 644 | 694 | 665 | 622 |
| 914: Pension and Benefits | 887,323 | 1,193 | 1,167 | 1,481 | 1,595 | 1,529 | 1,429 |
| 915: Injuries and Damages | 419,256 | 1,191 | 1,165 | 1,479 | 1,593 | 1,526 | 1,427 |
| 921: Stores Load | 525,660 | 10,009 | 9,787 | 12,427 | 13,382 | 12,823 | 11,988 |
| 922: Minor Material Load | 506,885 | - | - | - | - | - | - |
| 925: E&S Loads | 2,672,854 | 11,200 | 10,950 | 13,905 | 14,973 | 14,347 | 13,413 |
| 926: A&G Loads | 1,218,986 | 5,891 | 5,760 | 7,314 | 7,876 | 7,547 | 7,055 |
| 928: AFUDC Debt | 3 | - | - | - | - | - | - |
| 929: AFUDC Equity | 3 | - | - | - | - | - | - |
| 961: Luna A&G PNMR D&V | - | - | - | - | - | - | - |
| 825: Closing Addition | (10,130,739) | (24,878) | (26,330) | (28,227) | (30,271) | (32,198) | (33,959) |
| 825: Closing Cost of Removal | (435,799) | (4,290) | (4,375) | (4,494) | (4,624) | (4,746) | (4,855) |
| Project Net | 2,713,690 | 157,926 | 152,226 | 199,563 | 215,240 | 202,737 | 185,262 |

**Project No:** **41000107** **Line Extensions - Residential**

| | Jul27 | Aug27 | Sep27 | EndBal-Sep27 |
|---|---|---|---|---|
| 110: Straight Time-General | 4,222 | 11,103 | 10,199 | 3,707,669 |
| 120: Overtime-General | - | - | - | 130,849 |
| 350: Material Issues-Major | 40,109 | 105,479 | 96,892 | 6,999,281 |
| 370: Outside Services | 61,220 | 160,994 | 147,888 | 12,918,656 |
| 374: Outside Services Legal | - | - | - | 901 |
| 377: Outside Svcs-Temp Labor | - | - | - | 457,587 |
| 391: Jt Proj Bill to PNM -N Lab | - | - | - | - |
| 426: Capitalized Interest | - | - | - | - |
| 610: Expenses - General | - | - | - | 1,664,894 |
| 805: Land and Land Rights | - | - | - | 350 |
| 807: Non Refundable Contrib | - | - | - | (17,382,462) |
| 829: Construction Adjustment | - | - | - | 9,261 |
| 903: SJ Switchyard AR-Labor | - | - | - | - |
| 904: SJ Switchyard AR-Other | - | - | - | - |
| 908: Luna AR - Labor | - | - | - | - |
| 909: Luna AR - Other | - | - | - | - |
| 913: Payroll Taxes | 349 | 917 | 842 | 291,264 |
| 914: Pension and Benefits | 802 | 2,108 | 1,937 | 900,564 |
| 915: Injuries and Damages | 800 | 2,105 | 1,934 | 432,476 |
| 921: Stores Load | 6,725 | 17,687 | 16,247 | 636,736 |
| 922: Minor Material Load | - | - | - | 506,885 |
| 925: E&S Loads | 7,525 | 19,789 | 18,178 | 2,797,136 |
| 926: A&G Loads | 3,958 | 10,409 | 9,562 | 1,284,357 |
| 928: AFUDC Debt | - | - | - | 3 |
| 929: AFUDC Equity | - | - | - | 3 |
| 961: Luna A&G PNMR D&V | - | - | - | - |
| 825: Closing Addition | (34,789) | (37,516) | (39,965) | (10,418,871) |
| 825: Closing Cost of Removal | (4,895) | (5,077) | (5,239) | (478,393) |
| Project Net | 86,027 | 287,999 | 258,475 | 4,459,146 |

## Project No: 41000107 Line Extensions - Residential

| | BegBal-Oct27 | Oct27 | Nov27 | Dec27 | EndBal-27 | Jan28 | Feb28 | Mar28 |
|---|---|---|---|---|---|---|---|---|
| 110: Straight Time-General | 3,707,669 | 5,761 | 9,697 | 9,721 | 3,732,848 | 6,346 | 6,205 | 7,879 |
| 120: Overtime-General | 130,849 | - | - | - | 130,849 | - | - | - |
| 350: Material Issues-Major | 6,999,281 | 54,725 | 92,120 | 92,349 | 7,238,475 | 60,291 | 58,950 | 74,854 |
| 370: Outside Services | 12,918,656 | 83,527 | 140,604 | 140,954 | 13,283,741 | 92,023 | 89,976 | 114,251 |
| 374: Outside Services Legal | 901 | - | - | - | 901 | - | - | - |
| 377: Outside Svcs-Temp Labor | 457,587 | - | - | - | 457,587 | - | - | - |
| 391: Jt Proj Bill to PNM -N Lab | - | - | - | - | - | - | - | - |
| 426: Capitalized Interest | - | - | - | - | - | - | - | - |
| 610: Expenses - General | 1,664,894 | - | - | - | 1,664,894 | - | - | - |
| 805: Land and Land Rights | 350 | - | - | - | 350 | - | - | - |
| 807: Non Refundable Contrib | (17,382,462) | - | - | - | (17,382,462) | - | - | - |
| 829: Construction Adjustment | 9,261 | - | - | - | 9,261 | - | - | - |
| 903: SJ Switchyard AR-Labor | - | - | - | - | - | - | - | - |
| 904: SJ Switchyard AR-Other | - | - | - | - | - | - | - | - |
| 908: Luna AR - Labor | - | - | - | - | - | - | - | - |
| 909: Luna AR - Other | - | - | - | - | - | - | - | - |
| 913: Payroll Taxes | 291,264 | 476 | 801 | 803 | 293,344 | 524 | 513 | 651 |
| 914: Pension and Benefits | 900,564 | 1,094 | 1,841 | 1,846 | 905,346 | 1,205 | 1,178 | 1,496 |
| 915: Injuries and Damages | 432,476 | 1,092 | 1,839 | 1,843 | 437,250 | 1,203 | 1,176 | 1,494 |
| 921: Stores Load | 636,736 | 9,176 | 15,447 | 15,485 | 676,844 | 10,110 | 9,885 | 12,552 |
| 922: Minor Material Load | 506,885 | - | - | - | 506,885 | - | - | - |
| 925: E&S Loads | 2,797,136 | 10,267 | 17,283 | 17,326 | 2,842,013 | 11,311 | 11,060 | 14,044 |
| 926: A&G Loads | 1,284,357 | 5,400 | 9,091 | 9,113 | 1,307,962 | 5,569 | 5,445 | 6,914 |
| 928: AFUDC Debt | 3 | - | - | - | 3 | - | - | - |
| 929: AFUDC Equity | 3 | - | - | - | 3 | - | - | - |
| 961: Luna A&G PNMR D&V | - | - | - | - | - | - | - | - |
| 825: Closing Addition | (10,418,871) | (41,160) | (43,434) | (45,691) | (10,549,156) | (46,988) | (48,233) | (49,928) |
| 825: Closing Cost of Removal | (478,393) | (5,306) | (5,456) | (5,604) | (494,759) | (5,680) | (5,752) | (5,858) |
| Project Net | 4,459,146 | 125,053 | 239,833 | 238,146 | 5,062,178 | 135,915 | 130,403 | 178,348 |

**Project No:** **41000107** **Line Extensions - Residential**

| | Apr28 | May28 | Jun28 | Jul28 | Aug28 | Sep28 | EndBal-Sep28 |
|---|---|---|---|---|---|---|---|
| 110: Straight Time-General | 8,485 | 8,130 | 7,601 | 4,264 | 11,214 | 10,301 | 3,803,273 |
| 120: Overtime-General | - | - | - | - | - | - | 130,849 |
| 350: Material Issues-Major | 80,606 | 77,237 | 72,209 | 40,511 | 106,533 | 97,861 | 7,907,527 |
| 370: Outside Services | 123,031 | 117,888 | 110,213 | 61,832 | 162,604 | 149,366 | 14,304,925 |
| 374: Outside Services Legal | - | - | - | - | - | - | 901 |
| 377: Outside Svcs-Temp Labor | - | - | - | - | - | - | 457,587 |
| 391: Jt Proj Bill to PNM -N Lab | - | - | - | - | - | - | - |
| 426: Capitalized Interest | - | - | - | - | - | - | - |
| 610: Expenses - General | - | - | - | - | - | - | 1,664,894 |
| 805: Land and Land Rights | - | - | - | - | - | - | 350 |
| 807: Non Refundable Contrib | - | - | - | - | - | - | (17,382,462) |
| 829: Construction Adjustment | - | - | - | - | - | - | 9,261 |
| 903: SJ Switchyard AR-Labor | - | - | - | - | - | - | - |
| 904: SJ Switchyard AR-Other | - | - | - | - | - | - | - |
| 908: Luna AR - Labor | - | - | - | - | - | - | - |
| 909: Luna AR - Other | - | - | - | - | - | - | - |
| 913: Payroll Taxes | 701 | 672 | 628 | 352 | 926 | 851 | 299,161 |
| 914: Pension and Benefits | 1,611 | 1,544 | 1,443 | 810 | 2,130 | 1,956 | 918,719 |
| 915: Injuries and Damages | 1,609 | 1,541 | 1,441 | 808 | 2,126 | 1,953 | 450,603 |
| 921: Stores Load | 13,516 | 12,951 | 12,108 | 6,793 | 17,863 | 16,409 | 789,030 |
| 922: Minor Material Load | - | - | - | - | - | - | 506,885 |
| 925: E&S Loads | 15,123 | 14,491 | 13,547 | 7,600 | 19,987 | 18,360 | 2,967,537 |
| 926: A&G Loads | 7,445 | 7,134 | 6,670 | 3,742 | 9,840 | 9,039 | 1,369,761 |
| 928: AFUDC Debt | - | - | - | - | - | - | 3 |
| 929: AFUDC Equity | - | - | - | - | - | - | 3 |
| 961: Luna A&G PNMR D&V | - | - | - | - | - | - | - |
| 825: Closing Addition | (51,774) | (53,503) | (55,068) | (55,696) | (58,238) | (60,502) | (11,029,086) |
| 825: Closing Cost of Removal | (5,976) | (6,085) | (6,183) | (6,210) | (6,381) | (6,531) | (549,414) |
| Project Net | 194,378 | 182,000 | 164,610 | 64,807 | 268,605 | 239,063 | 6,620,308 |

**Project No:** **41000207** **Line Extensions - Commercial**

Company: 001 Electric Services
Location: 410 Santa Fe Electric Servics

**Project Information**

County % Santa Fe 100%

Estimated Start Date 9/11/2006

Estimated Completion Date 12/31/2032

Description

This project consists of line extensions to provide new electric service to non-residential customers or to upgrade existing non-residential customers whose electric service needs are changing or require upgrades. Line extensions consist of the installation of all physical components necessary to provide for new electric service or to upgrade existing services. These physical components include, but are not limited to, all primary wires, secondary wires, service wires, transformers, meters, equipment support structures, trenches, switchgears, and duct bank systems.

## Project No: 41000207 Line Extensions - Commercial

| | |
|---|---|
| Project Need Justification | This project is necessary to meet PNM's obligation to serve new and existing customers and provides for the installation of electric line extensions for service to new non-residential customers or to upgrade the electric service of existing customers. This obligation is required per PNM Rule 15, Electric Line Extension Policy. |

**Project No:** **41000207** **Line Extensions - Commercial**

| | |
|---|---|
| Project Alternatives | As this project is necessary for PNM to serve new and existing customers, there are no alternatives to conducting this work. Line extension options for each new service request are evaluated individually considering many factors such as available capacity on existing lines, alternative routes, customer preferences, and right-of-way constraints. The minimum line extension per PNM Rule 15 is designed based on a balance of cost, timing, and efficiency. |

**Project No:** **41000207** **Line Extensions - Commercial**

| | |
|---|---|
| Project Estimate Approach | Historical spend in this funding project was analyzed to develop this project's estimated future spend. This project's spend forecast is prepared by escalating the most recent 12-month actual spend by the expected rate of change in annual new non-residential customers from available customer growth forecasts and by escalating labor and non-labor actual spend by forecasted labor and non-labor escalation rates. |

**Project No:** **41000207** **Line Extensions - Commercial**

| | |
|---|---|
| Customer Benefit | The customer benefit from this project is electric service to non-residential buildings and facilities. |

| **Project No:** | **41000207 Line Extensions - Commercial** |
|---|---|
| Primary Value Driver | Customer Delivery |
| Compliance | This project is implemented in accordance with PNM Rule 15, Electric Line Extension Policy as filed with the New Mexico Public Regulatory Commission (NMPRC) pursuant to NMPRC Rule 210. |
| Customer Delivery | The customer benefit from this project is electric service to non-residential buildings and facilities. |
| Energy Transition | |

**Project No:** **41000207** **Line Extensions - Commercial**

General Services

Reliability & Resiliency

New line extensions are designed to current PNM design standards which are created for safety, cost, and reliability efficacy. Construction of new line extensions to PNM standards helps improve overall system performance, resilience, and reliability.

Safety & Security

New line extensions are designed to current PNM design standards which incorporate safety standards such as the National Electrical Safety Code (NESC) for public and employee safety.

Technology Advancements

## Project No: 41000207 Line Extensions - Commercial

| | BegBal-Jul26 | Jul26 | Aug26 | Sep26 | Oct26 | Nov26 | Dec26 | EndBal-26 |
|---|---|---|---|---|---|---|---|---|
| 110: Straight Time-General | 2,685,066 | 1,450 | 1,450 | 1,450 | 1,450 | 1,289 | 805 | 2,692,959 |
| 120: Overtime-General | 224,118 | - | - | - | - | - | - | 224,118 |
| 350: Material Issues-Major | 6,385,716 | 13,772 | 13,772 | 13,772 | 13,772 | 12,242 | 7,651 | 6,460,696 |
| 370: Outside Services | 6,424,459 | 21,020 | 21,020 | 21,020 | 21,020 | 18,684 | 11,678 | 6,538,901 |
| 374: Outside Services Legal | - | - | - | - | - | - | - | - |
| 377: Outside Svcs-Temp Labor | 156,942 | - | - | - | 120,000 | - | - | 276,942 |
| 391: Jt Proj Bill to PNM -N Lab | - | - | - | - | - | - | - | - |
| 426: Capitalized Interest | - | - | - | - | - | - | - | - |
| 610: Expenses - General | 1,148,073 | - | - | - | - | - | - | 1,148,073 |
| 805: Land and Land Rights | - | - | - | - | - | - | - | - |
| 807: Non Refundable Contrib | (13,088,972) | - | - | - | - | - | - | (13,088,972) |
| 829: Construction Adjustment | - | - | - | - | - | - | - | - |
| 903: SJ Switchyard AR-Labor | - | - | - | - | - | - | - | - |
| 904: SJ Switchyard AR-Other | - | - | - | - | - | - | - | - |
| 908: Luna AR - Labor | - | - | - | - | - | - | - | - |
| 909: Luna AR - Other | - | - | - | - | - | - | - | - |
| 913: Payroll Taxes | 219,586 | 110 | 110 | 110 | 110 | 98 | 61 | 220,187 |
| 914: Pension and Benefits | 723,173 | 270 | 270 | 270 | 270 | 240 | 150 | 724,642 |
| 915: Injuries and Damages | 280,391 | 287 | 287 | 287 | 287 | 255 | 159 | 281,953 |
| 921: Stores Load | 657,814 | 3,138 | 3,138 | 3,138 | 3,138 | 2,790 | 1,744 | 674,900 |
| 922: Minor Material Load | 681,963 | - | - | - | - | - | - | 681,963 |
| 925: E&S Loads | 2,376,491 | 2,399 | 2,399 | 2,399 | 10,199 | 2,133 | 1,333 | 2,397,352 |
| 926: A&G Loads | 952,777 | 1,885 | 1,885 | 1,885 | 8,125 | 1,675 | 1,047 | 969,277 |
| 928: AFUDC Debt | 1,368 | - | - | - | - | - | - | 1,368 |
| 929: AFUDC Equity | 1,791 | - | - | - | - | - | - | 1,791 |
| 961: Luna A&G PNMR D&V | - | - | - | - | - | - | - | - |
| 825: Closing Addition | (8,914,894) | (4,982) | (5,345) | (5,703) | (7,305) | (7,599) | (7,752) | (8,953,580) |
| 825: Closing Cost of Removal | (316,034) | (1,300) | (1,318) | (1,335) | (1,447) | (1,460) | (1,463) | (324,356) |
| Project Net | 599,828 | 38,049 | 37,668 | 37,292 | 169,618 | 30,346 | 15,414 | 928,216 |

**Project No:** **41000207** **Line Extensions - Commercial**

| | BegBal-27 | Jan27 | Feb27 | Mar27 | Apr27 | May27 | Jun27 |
|---|---|---|---|---|---|---|---|
| 110: Straight Time-General | 2,692,959 | 1,159 | 2,086 | 2,086 | 2,318 | 2,086 | 2,086 |
| 120: Overtime-General | 224,118 | - | - | - | - | - | - |
| 350: Material Issues-Major | 6,460,696 | 11,009 | 19,816 | 19,816 | 22,018 | 19,816 | 19,816 |
| 370: Outside Services | 6,538,901 | 16,803 | 30,246 | 30,246 | 33,606 | 30,246 | 30,246 |
| 374: Outside Services Legal | - | - | - | - | - | - | - |
| 377: Outside Svcs-Temp Labor | 276,942 | - | - | - | - | - | - |
| 391: Jt Proj Bill to PNM -N Lab | - | - | - | - | - | - | - |
| 426: Capitalized Interest | - | - | - | - | - | - | - |
| 610: Expenses - General | 1,148,073 | - | - | - | - | - | - |
| 805: Land and Land Rights | - | - | - | - | - | - | - |
| 807: Non Refundable Contrib | (13,088,972) | - | - | - | - | - | - |
| 829: Construction Adjustment | - | - | - | - | - | - | - |
| 903: SJ Switchyard AR-Labor | - | - | - | - | - | - | - |
| 904: SJ Switchyard AR-Other | - | - | - | - | - | - | - |
| 908: Luna AR - Labor | - | - | - | - | - | - | - |
| 909: Luna AR - Other | - | - | - | - | - | - | - |
| 913: Payroll Taxes | 220,187 | 96 | 172 | 172 | 191 | 172 | 172 |
| 914: Pension and Benefits | 724,642 | 220 | 396 | 396 | 440 | 396 | 396 |
| 915: Injuries and Damages | 281,953 | 220 | 396 | 396 | 439 | 396 | 396 |
| 921: Stores Load | 674,900 | 1,846 | 3,323 | 3,323 | 3,692 | 3,323 | 3,323 |
| 922: Minor Material Load | 681,963 | - | - | - | - | - | - |
| 925: E&S Loads | 2,397,352 | 2,065 | 3,718 | 3,718 | 4,131 | 3,718 | 3,718 |
| 926: A&G Loads | 969,277 | 1,086 | 1,956 | 1,956 | 2,173 | 1,956 | 1,956 |
| 928: AFUDC Debt | 1,368 | - | - | - | - | - | - |
| 929: AFUDC Equity | 1,791 | - | - | - | - | - | - |
| 961: Luna A&G PNMR D&V | - | - | - | - | - | - | - |
| 825: Closing Addition | (8,953,580) | (7,995) | (8,493) | (8,985) | (9,537) | (10,020) | (10,497) |
| 825: Closing Cost of Removal | (324,356) | (1,472) | (1,501) | (1,529) | (1,562) | (1,590) | (1,618) |
| Project Net | 928,216 | 25,037 | 52,114 | 51,593 | 57,909 | 50,498 | 49,993 |

**Project No:** **41000207** **Line Extensions - Commercial**

| | Jul27 | Aug27 | Sep27 | EndBal-Sep27 |
|---|---|---|---|---|
| 110: Straight Time-General | 2,086 | 2,086 | 2,086 | 2,711,038 |
| 120: Overtime-General | - | - | - | 224,118 |
| 350: Material Issues-Major | 19,816 | 19,816 | 19,816 | 6,632,435 |
| 370: Outside Services | 30,246 | 30,246 | 30,246 | 6,801,032 |
| 374: Outside Services Legal | - | - | - | - |
| 377: Outside Svcs-Temp Labor | - | - | - | 276,942 |
| 391: Jt Proj Bill to PNM -N Lab | - | - | - | - |
| 426: Capitalized Interest | - | - | - | - |
| 610: Expenses - General | - | - | - | 1,148,073 |
| 805: Land and Land Rights | - | - | - | - |
| 807: Non Refundable Contrib | - | - | - | (13,088,972) |
| 829: Construction Adjustment | - | - | - | - |
| 903: SJ Switchyard AR-Labor | - | - | - | - |
| 904: SJ Switchyard AR-Other | - | - | - | - |
| 908: Luna AR - Labor | - | - | - | - |
| 909: Luna AR - Other | - | - | - | - |
| 913: Payroll Taxes | 172 | 172 | 172 | 221,681 |
| 914: Pension and Benefits | 396 | 396 | 396 | 728,075 |
| 915: Injuries and Damages | 396 | 396 | 396 | 285,381 |
| 921: Stores Load | 3,323 | 3,323 | 3,323 | 703,697 |
| 922: Minor Material Load | - | - | - | 681,963 |
| 925: E&S Loads | 3,718 | 3,718 | 3,718 | 2,429,573 |
| 926: A&G Loads | 1,956 | 1,956 | 1,956 | 986,225 |
| 928: AFUDC Debt | - | - | - | 1,368 |
| 929: AFUDC Equity | - | - | - | 1,791 |
| 961: Luna A&G PNMR D&V | - | - | - | - |
| 825: Closing Addition | (10,970) | (11,437) | (11,901) | (9,043,414) |
| 825: Closing Cost of Removal | (1,645) | (1,672) | (1,699) | (338,645) |
| Project Net | 49,493 | 48,998 | 48,508 | 1,362,362 |

**Project No:** **41000207** **Line Extensions - Commercial**

| | BegBal-Oct27 | Oct27 | Nov27 | Dec27 | EndBal-27 | Jan28 | Feb28 | Mar28 |
|---|---|---|---|---|---|---|---|---|
| 110: Straight Time-General | 2,711,038 | 2,086 | 1,854 | 1,159 | 2,716,137 | 1,170 | 2,107 | 2,107 |
| 120: Overtime-General | 224,118 | - | - | - | 224,118 | - | - | - |
| 350: Material Issues-Major | 6,632,435 | 19,816 | 17,614 | 11,009 | 6,680,874 | 11,119 | 20,014 | 20,014 |
| 370: Outside Services | 6,801,032 | 30,246 | 26,885 | 16,803 | 6,874,966 | 16,971 | 30,548 | 30,548 |
| 374: Outside Services Legal | - | - | - | - | - | - | - | - |
| 377: Outside Svcs-Temp Labor | 276,942 | - | - | - | 276,942 | - | - | - |
| 391: Jt Proj Bill to PNM -N Lab | - | - | - | - | - | - | - | - |
| 426: Capitalized Interest | - | - | - | - | - | - | - | - |
| 610: Expenses - General | 1,148,073 | - | - | - | 1,148,073 | - | - | - |
| 805: Land and Land Rights | - | - | - | - | - | - | - | - |
| 807: Non Refundable Contrib | (13,088,972) | - | - | - | (13,088,972) | - | - | - |
| 829: Construction Adjustment | - | - | - | - | - | - | - | - |
| 903: SJ Switchyard AR-Labor | - | - | - | - | - | - | - | - |
| 904: SJ Switchyard AR-Other | - | - | - | - | - | - | - | - |
| 908: Luna AR - Labor | - | - | - | - | - | - | - | - |
| 909: Luna AR - Other | - | - | - | - | - | - | - | - |
| 913: Payroll Taxes | 221,681 | 172 | 153 | 96 | 222,102 | 97 | 174 | 174 |
| 914: Pension and Benefits | 728,075 | 396 | 352 | 220 | 729,044 | 222 | 400 | 400 |
| 915: Injuries and Damages | 285,381 | 396 | 352 | 220 | 286,348 | 222 | 399 | 399 |
| 921: Stores Load | 703,697 | 3,323 | 2,954 | 1,846 | 711,820 | 1,864 | 3,356 | 3,356 |
| 922: Minor Material Load | 681,963 | - | - | - | 681,963 | - | - | - |
| 925: E&S Loads | 2,429,573 | 3,718 | 3,305 | 2,065 | 2,438,661 | 2,086 | 3,755 | 3,755 |
| 926: A&G Loads | 986,225 | 1,956 | 1,738 | 1,086 | 991,006 | 1,027 | 1,849 | 1,849 |
| 928: AFUDC Debt | 1,368 | - | - | - | 1,368 | - | - | - |
| 929: AFUDC Equity | 1,791 | - | - | - | 1,791 | - | - | - |
| 961: Luna A&G PNMR D&V | - | - | - | - | - | - | - | - |
| 825: Closing Addition | (9,043,414) | (12,359) | (12,749) | (12,943) | (9,081,465) | (13,137) | (13,587) | (14,034) |
| 825: Closing Cost of Removal | (338,645) | (1,725) | (1,747) | (1,754) | (343,871) | (1,760) | (1,787) | (1,812) |
| Project Net | 1,362,362 | 48,023 | 40,710 | 19,808 | 1,470,904 | 19,881 | 47,228 | 46,756 |

## Project No: 41000207 Line Extensions - Commercial

| | Apr28 | May28 | Jun28 | Jul28 | Aug28 | Sep28 | EndBal-Sep28 |
|---|---|---|---|---|---|---|---|
| 110: Straight Time-General | 2,341 | 2,107 | 2,107 | 2,107 | 2,107 | 2,107 | 2,734,397 |
| 120: Overtime-General | - | - | - | - | - | - | 224,118 |
| 350: Material Issues-Major | 22,238 | 20,014 | 20,014 | 20,014 | 20,014 | 20,014 | 6,854,329 |
| 370: Outside Services | 33,942 | 30,548 | 30,548 | 30,548 | 30,548 | 30,548 | 7,139,715 |
| 374: Outside Services Legal | - | - | - | - | - | - | - |
| 377: Outside Svcs-Temp Labor | - | - | - | - | - | - | 276,942 |
| 391: Jt Proj Bill to PNM -N Lab | - | - | - | - | - | - | - |
| 426: Capitalized Interest | - | - | - | - | - | - | - |
| 610: Expenses - General | - | - | - | - | - | - | 1,148,073 |
| 805: Land and Land Rights | - | - | - | - | - | - | - |
| 807: Non Refundable Contrib | - | - | - | - | - | - | (13,088,972) |
| 829: Construction Adjustment | - | - | - | - | - | - | - |
| 903: SJ Switchyard AR-Labor | - | - | - | - | - | - | - |
| 904: SJ Switchyard AR-Other | - | - | - | - | - | - | - |
| 908: Luna AR - Labor | - | - | - | - | - | - | - |
| 909: Luna AR - Other | - | - | - | - | - | - | - |
| 913: Payroll Taxes | 193 | 174 | 174 | 174 | 174 | 174 | 223,610 |
| 914: Pension and Benefits | 445 | 400 | 400 | 400 | 400 | 400 | 732,511 |
| 915: Injuries and Damages | 444 | 399 | 399 | 399 | 399 | 399 | 289,810 |
| 921: Stores Load | 3,729 | 3,356 | 3,356 | 3,356 | 3,356 | 3,356 | 740,905 |
| 922: Minor Material Load | - | - | - | - | - | - | 681,963 |
| 925: E&S Loads | 4,172 | 3,755 | 3,755 | 3,755 | 3,755 | 3,755 | 2,471,205 |
| 926: A&G Loads | 2,054 | 1,849 | 1,849 | 1,849 | 1,849 | 1,849 | 1,007,027 |
| 928: AFUDC Debt | - | - | - | - | - | - | 1,368 |
| 929: AFUDC Equity | - | - | - | - | - | - | 1,791 |
| 961: Luna A&G PNMR D&V | - | - | - | - | - | - | - |
| 825: Closing Addition | (14,540) | (14,977) | (15,409) | (15,838) | (16,261) | (16,681) | (9,215,929) |
| 825: Closing Cost of Removal | (1,843) | (1,868) | (1,894) | (1,918) | (1,943) | (1,967) | (360,664) |
| Project Net | 53,175 | 45,757 | 45,299 | 44,846 | 44,398 | 43,954 | 1,862,198 |

**Project No:** **41000807** **Services**

Company: 001 Electric Services
Location: 410 Santa Fe Electric Servics

**Project Information**

County % Santa Fe 100%

Estimated Start Date 9/11/2006

Estimated Completion Date 12/31/2032

Description

This project covers the expenses for the installation, connection, and in the case of service retirement, disconnection and removal, of PNM customer access or "services" in Santa Fe County. Services include overhead and underground conductors connecting the PNM distribution system to the customer. Materials to be purchased include overhead and underground service wires and associated connecting or terminating equipment.

## Project No: 41000807 Services

Project Need Justification

PNM receives approximately 11,500 customer requests for services related work each year statewide. The majority of these requests are located in the Metro Albuquerque area (70%). Approximately 15% of these applications are for customers in northern New Mexico, including Santa Fe County. As an example, these requests include upgrades for residential electrical panels from 100 to 200 A to accommodate heating or cooling systems or rooftop solar. They can include the addition of a garage, shop or RV connection separate from the primary house meter. Additionally, they can include new residential home or commercial construction where a line extension is not needed.

PNM is obligated to serve customers within its service territory. PNM and the customers' service cost responsibilities are defined within PNM's Rules and Regulations, specifically Rules 15, 16, and 18 filed with the New Mexico Public Regulatory Commission (NMPRC) pursuant to NMPRC Rule 210. This project covers the expenses associated with labor, materials, outside services (contractors), and transportation required for PNM to meet its obligation to serve customers by either connecting or disconnecting electrical service to customer facilities.

**Project No:** **41000807** **Services**

Project Alternatives

1. Do nothing. PNM would not provide installation, connection, or disconnection services and would be in conflict with the Rules and Regulations, specifically Rules 15, 16, and 18 filed with the New Mexico Public Regulatory Commission (NMPRC) pursuant to NMPRC Rule 210. Customers would have little to no options for connection or disconnection.
2. If a customer prefers a more expensive connection to PNM's distribution network (e.g., if a residential customer in an area served by overhead lines prefers an underground service) the customer must provide the service wires per PNM rules and is response for covering a portion of the increased costs

## Project No: 41000807 Services

| | |
|---|---|
| Project Estimate Approach | Since the amount, length, and types of services to be installed each year is unknown at the time of budget preparation, the budget is estimated by applying escalation factors to historical spend for similar activities. The initial budget for this project was developed by cost escalation factors to the most recent 12-month actual spend. An adjustment was made to the actual spend to account for expected cost increases for a planned change in the installation practice for residential underground services from direct buried wired to installation of service wire in conduit. Labor and non-labor cost components are escalated using customary annual expected cost increase percentages supplied by PNM Budget.<br><br>In 2025, the average cost per energization was approximately $2,200. |

**Project No:** **41000807** **Services**

Customer Benefit

This project provides funding for customers' services and connections enabling power delivery to customers. PNM recovers the cost for customers who request service upgrades that do not require a line extension to cover the labor, materials and contractor installation expenses required for PNM to safely and timely energize their project. PNM works closely with customers and their contractors to maintain consistent communication with customers regarding their project status and needs. All of these benefits are provided to customers and recovered through rate base.

After their project is completed, customers and their contractors receive a survey asking for feedback and to rate their satisfaction with the services delivered by PNM. In 2025, the average customer satisfaction rating was 4.0 out of 5 indicating customers are satisfied with their service.

## Project No: 41000807 Services

| | |
|---|---|
| Primary Value Driver | Customer Delivery |
| Compliance | Enables PNM's compliance with Rules and Regulations, specifically Rules 15, 16 and 18 with the New Mexico Public Regulatory Commission (NMPRC) pursuant to NMPRC Rule 210. |
| Customer Delivery | This project provides funding for customers' services and connections enabling power delivery to customers. PNM recovers the cost for customers who request service upgrades that do not require a line extension to cover the labor, materials and contractor installation expenses required for PNM to safely and timely energize their project. PNM works closely with customers and their contractors to maintain consistent communication with customers regarding their project status and needs. All of these benefits are provided to customers and recovered through rate base.<br><br>After their project is completed, customers and their contractors receive a survey asking for feedback and to rate their satisfaction with the services delivered by PNM. For the second half of 2023, the average customer satisfaction rating was 3.8 out of 5 indicating customers are satisfied with their service. |
| Energy Transition | |

**Project No:** **41000807** **Services**

General Services

Reliability & Resiliency

Safety & Security

Technology Advancements

## Project No: 41000807 Services

| | BegBal-Jul26 | Jul26 | Aug26 | Sep26 | Oct26 | Nov26 | Dec26 | EndBal-26 |
|---|---|---|---|---|---|---|---|---|
| 110: Straight Time-General | 7,049,584 | 13,284 | 14,465 | 12,392 | 15,160 | 11,856 | 12,625 | 7,129,365 |
| 120: Overtime-General | 406,010 | - | - | - | - | - | - | 406,010 |
| 350: Material Issues-Major | 2,246,998 | 126,197 | 137,417 | 117,724 | 144,018 | 112,628 | 119,935 | 3,004,916 |
| 370: Outside Services | 13,861,316 | 192,617 | 209,742 | 179,683 | 219,817 | 171,905 | 183,059 | 15,018,139 |
| 374: Outside Services Legal | - | - | - | - | - | - | - | - |
| 377: Outside Svcs-Temp Labor | 47,725 | - | - | - | - | - | - | 47,725 |
| 391: Jt Proj Bill to PNM -N Lab | - | - | - | - | - | - | - | - |
| 426: Capitalized Interest | - | - | - | - | - | - | - | - |
| 610: Expenses - General | 2,821,111 | - | - | - | - | - | - | 2,821,111 |
| 805: Land and Land Rights | - | - | - | - | - | - | - | - |
| 807: Non Refundable Contrib | (325,746) | - | - | - | - | - | - | (325,746) |
| 829: Construction Adjustment | - | - | - | - | - | - | - | - |
| 903: SJ Switchyard AR-Labor | - | - | - | - | - | - | - | - |
| 904: SJ Switchyard AR-Other | - | - | - | - | - | - | - | - |
| 908: Luna AR - Labor | - | - | - | - | - | - | - | - |
| 909: Luna AR - Other | - | - | - | - | - | - | - | - |
| 913: Payroll Taxes | 563,025 | 1,012 | 1,102 | 944 | 1,155 | 903 | 962 | 569,104 |
| 914: Pension and Benefits | 1,820,021 | 2,472 | 2,692 | 2,306 | 2,821 | 2,206 | 2,349 | 1,834,868 |
| 915: Injuries and Damages | 730,005 | 2,630 | 2,864 | 2,454 | 3,002 | 2,347 | 2,500 | 745,801 |
| 921: Stores Load | 245,867 | 28,758 | 31,315 | 26,827 | 32,819 | 25,666 | 27,331 | 418,582 |
| 922: Minor Material Load | 198,669 | - | - | - | - | - | - | 198,669 |
| 925: E&S Loads | 3,250,552 | 21,984 | 23,938 | 20,508 | 25,088 | 19,620 | 20,893 | 3,382,583 |
| 926: A&G Loads | 1,306,712 | 17,269 | 18,804 | 16,110 | 19,708 | 15,412 | 16,412 | 1,410,427 |
| 928: AFUDC Debt | 123,313 | - | - | - | - | - | - | 123,313 |
| 929: AFUDC Equity | 27,038 | - | - | - | - | - | - | 27,038 |
| 961: Luna A&G PNMR D&V | - | - | - | - | - | - | - | - |
| 825: Closing Addition | (32,870,375) | (1,080,927) | - | - | (1,194,932) | - | (696,207) | (35,842,441) |
| 825: Closing Cost of Removal | (591,559) | (235,562) | - | - | (89,941) | - | (52,403) | (969,465) |
| Project Net | 910,265 | (910,265) | 442,339 | 378,947 | (821,286) | 362,543 | (362,543) | 0 |

**Project No:** **41000807** **Services**

| | BegBal-27 | Jan27 | Feb27 | Mar27 | Apr27 | May27 | Jun27 |
|---|---|---|---|---|---|---|---|
| 110: Straight Time-General | 7,129,365 | 11,780 | 13,309 | 17,348 | 17,862 | 14,080 | 16,659 |
| 120: Overtime-General | 406,010 | - | - | - | - | - | - |
| 350: Material Issues-Major | 3,004,916 | 111,913 | 126,438 | 164,805 | 169,688 | 133,760 | 158,261 |
| 370: Outside Services | 15,018,139 | 170,815 | 192,984 | 251,545 | 258,997 | 204,160 | 241,556 |
| 374: Outside Services Legal | - | - | - | - | - | - | - |
| 377: Outside Svcs-Temp Labor | 47,725 | - | - | - | - | - | - |
| 391: Jt Proj Bill to PNM -N Lab | - | - | - | - | - | - | - |
| 426: Capitalized Interest | - | - | - | - | - | - | - |
| 610: Expenses - General | 2,821,111 | - | - | - | - | - | - |
| 805: Land and Land Rights | - | - | - | - | - | - | - |
| 807: Non Refundable Contrib | (325,746) | - | - | - | - | - | - |
| 829: Construction Adjustment | - | - | - | - | - | - | - |
| 903: SJ Switchyard AR-Labor | - | - | - | - | - | - | - |
| 904: SJ Switchyard AR-Other | - | - | - | - | - | - | - |
| 908: Luna AR - Labor | - | - | - | - | - | - | - |
| 909: Luna AR - Other | - | - | - | - | - | - | - |
| 913: Payroll Taxes | 569,104 | 973 | 1,099 | 1,433 | 1,475 | 1,163 | 1,376 |
| 914: Pension and Benefits | 1,834,868 | 2,237 | 2,527 | 3,294 | 3,392 | 2,674 | 3,164 |
| 915: Injuries and Damages | 745,801 | 2,233 | 2,523 | 3,289 | 3,387 | 2,670 | 3,159 |
| 921: Stores Load | 418,582 | 18,766 | 21,201 | 27,635 | 28,453 | 22,429 | 26,537 |
| 922: Minor Material Load | 198,669 | - | - | - | - | - | - |
| 925: E&S Loads | 3,382,583 | 20,997 | 23,722 | 30,920 | 31,836 | 25,095 | 29,692 |
| 926: A&G Loads | 1,410,427 | 11,044 | 12,477 | 16,264 | 16,746 | 13,200 | 15,618 |
| 928: AFUDC Debt | 123,313 | - | - | - | - | - | - |
| 929: AFUDC Equity | 27,038 | - | - | - | - | - | - |
| 961: Luna A&G PNMR D&V | - | - | - | - | - | - | - |
| 825: Closing Addition | (35,842,441) | - | - | - | (1,669,729) | - | - |
| 825: Closing Cost of Removal | (969,465) | - | - | - | (125,679) | - | - |
| Project Net | 0 | 350,758 | 396,281 | 516,533 | (1,263,572) | 419,231 | 496,021 |

**Project No:** **41000807** **Services**

| | Jul27 | Aug27 | Sep27 | EndBal-Sep27 |
|---|---|---|---|---|
| 110: Straight Time-General | 15,570 | 16,954 | 14,524 | 7,267,451 |
| 120: Overtime-General | - | - | - | 406,010 |
| 350: Material Issues-Major | 147,911 | 161,062 | 137,980 | 4,316,734 |
| 370: Outside Services | 225,759 | 245,831 | 210,600 | 17,020,386 |
| 374: Outside Services Legal | - | - | - | - |
| 377: Outside Svcs-Temp Labor | - | - | - | 47,725 |
| 391: Jt Proj Bill to PNM -N Lab | - | - | - | - |
| 426: Capitalized Interest | - | - | - | - |
| 610: Expenses - General | - | - | - | 2,821,111 |
| 805: Land and Land Rights | - | - | - | - |
| 807: Non Refundable Contrib | - | - | - | (325,746) |
| 829: Construction Adjustment | - | - | - | - |
| 903: SJ Switchyard AR-Labor | - | - | - | - |
| 904: SJ Switchyard AR-Other | - | - | - | - |
| 908: Luna AR - Labor | - | - | - | - |
| 909: Luna AR - Other | - | - | - | - |
| 913: Payroll Taxes | 1,286 | 1,400 | 1,200 | 580,510 |
| 914: Pension and Benefits | 2,957 | 3,220 | 2,758 | 1,861,091 |
| 915: Injuries and Damages | 2,952 | 3,214 | 2,754 | 771,982 |
| 921: Stores Load | 24,802 | 27,007 | 23,136 | 638,547 |
| 922: Minor Material Load | - | - | - | 198,669 |
| 925: E&S Loads | 27,750 | 30,218 | 25,887 | 3,628,700 |
| 926: A&G Loads | 14,597 | 15,894 | 13,616 | 1,539,883 |
| 928: AFUDC Debt | - | - | - | 123,313 |
| 929: AFUDC Equity | - | - | - | 27,038 |
| 961: Luna A&G PNMR D&V | - | - | - | - |
| 825: Closing Addition | (1,282,317) | - | - | (38,794,487) |
| 825: Closing Cost of Removal | (96,519) | - | - | (1,191,662) |
| Project Net | (915,252) | 504,800 | 432,456 | 937,256 |

## Project No: 41000807 Services

| | BegBal-Oct27 | Oct27 | Nov27 | Dec27 | EndBal-27 | Jan28 | Feb28 | Mar28 |
|---|---|---|---|---|---|---|---|---|
| 110: Straight Time-General | 7,267,451 | 17,768 | 13,895 | 14,797 | 7,313,911 | 11,898 | 13,442 | 17,521 |
| 120: Overtime-General | 406,010 | - | - | - | 406,010 | - | - | - |
| 350: Material Issues-Major | 4,316,734 | 168,798 | 132,007 | 140,572 | 4,758,111 | 113,032 | 127,702 | 166,453 |
| 370: Outside Services | 17,020,386 | 257,640 | 201,484 | 214,557 | 17,694,067 | 172,523 | 194,914 | 254,060 |
| 374: Outside Services Legal | - | - | - | - | - | - | - | - |
| 377: Outside Svcs-Temp Labor | 47,725 | - | - | - | 47,725 | - | - | - |
| 391: Jt Proj Bill to PNM -N Lab | - | - | - | - | - | - | - | - |
| 426: Capitalized Interest | - | - | - | - | - | - | - | - |
| 610: Expenses - General | 2,821,111 | - | - | - | 2,821,111 | - | - | - |
| 805: Land and Land Rights | - | - | - | - | - | - | - | - |
| 807: Non Refundable Contrib | (325,746) | - | - | - | (325,746) | - | - | - |
| 829: Construction Adjustment | - | - | - | - | - | - | - | - |
| 903: SJ Switchyard AR-Labor | - | - | - | - | - | - | - | - |
| 904: SJ Switchyard AR-Other | - | - | - | - | - | - | - | - |
| 908: Luna AR - Labor | - | - | - | - | - | - | - | - |
| 909: Luna AR - Other | - | - | - | - | - | - | - | - |
| 913: Payroll Taxes | 580,510 | 1,468 | 1,148 | 1,222 | 584,348 | 983 | 1,110 | 1,447 |
| 914: Pension and Benefits | 1,861,091 | 3,374 | 2,639 | 2,810 | 1,869,913 | 2,259 | 2,553 | 3,327 |
| 915: Injuries and Damages | 771,982 | 3,369 | 2,634 | 2,806 | 780,791 | 2,256 | 2,549 | 3,322 |
| 921: Stores Load | 638,547 | 28,304 | 22,135 | 23,571 | 712,557 | 18,953 | 21,413 | 27,911 |
| 922: Minor Material Load | 198,669 | - | - | - | 198,669 | - | - | - |
| 925: E&S Loads | 3,628,700 | 31,669 | 24,766 | 26,373 | 3,711,510 | 21,207 | 23,959 | 31,229 |
| 926: A&G Loads | 1,539,883 | 16,658 | 13,027 | 13,872 | 1,583,440 | 10,441 | 11,796 | 15,375 |
| 928: AFUDC Debt | 123,313 | - | - | - | 123,313 | - | - | - |
| 929: AFUDC Equity | 27,038 | - | - | - | 27,038 | - | - | - |
| 961: Luna A&G PNMR D&V | - | - | - | - | - | - | - | - |
| 825: Closing Addition | (38,794,487) | (1,363,662) | - | (794,514) | (40,952,663) | - | - | - |
| 825: Closing Cost of Removal | (1,191,662) | (102,641) | - | (59,802) | (1,354,105) | - | - | - |
| Project Net | 937,256 | (937,256) | 413,735 | (413,735) | 0 | 353,551 | 399,437 | 520,645 |

## Project No: 41000807 Services

| | Apr28 | May28 | Jun28 | Jul28 | Aug28 | Sep28 | EndBal-Sep28 |
|---|---|---|---|---|---|---|---|
| 110: Straight Time-General | 18,040 | 14,221 | 16,826 | 15,725 | 17,123 | 14,669 | 7,453,376 |
| 120: Overtime-General | - | - | - | - | - | - | 406,010 |
| 350: Material Issues-Major | 171,384 | 135,097 | 159,843 | 149,390 | 162,672 | 139,359 | 6,083,043 |
| 370: Outside Services | 261,587 | 206,201 | 243,971 | 228,017 | 248,289 | 212,706 | 19,716,335 |
| 374: Outside Services Legal | - | - | - | - | - | - | - |
| 377: Outside Svcs-Temp Labor | - | - | - | - | - | - | 47,725 |
| 391: Jt Proj Bill to PNM -N Lab | - | - | - | - | - | - | - |
| 426: Capitalized Interest | - | - | - | - | - | - | - |
| 610: Expenses - General | - | - | - | - | - | - | 2,821,111 |
| 805: Land and Land Rights | - | - | - | - | - | - | - |
| 807: Non Refundable Contrib | - | - | - | - | - | - | (325,746) |
| 829: Construction Adjustment | - | - | - | - | - | - | - |
| 903: SJ Switchyard AR-Labor | - | - | - | - | - | - | - |
| 904: SJ Switchyard AR-Other | - | - | - | - | - | - | - |
| 908: Luna AR - Labor | - | - | - | - | - | - | - |
| 909: Luna AR - Other | - | - | - | - | - | - | - |
| 913: Payroll Taxes | 1,490 | 1,175 | 1,390 | 1,299 | 1,414 | 1,212 | 595,868 |
| 914: Pension and Benefits | 3,426 | 2,701 | 3,195 | 2,986 | 3,252 | 2,786 | 1,896,398 |
| 915: Injuries and Damages | 3,420 | 2,696 | 3,190 | 2,981 | 3,247 | 2,781 | 807,234 |
| 921: Stores Load | 28,738 | 22,653 | 26,802 | 25,050 | 27,277 | 23,368 | 934,722 |
| 922: Minor Material Load | - | - | - | - | - | - | 198,669 |
| 925: E&S Loads | 32,154 | 25,346 | 29,989 | 28,028 | 30,520 | 26,146 | 3,960,087 |
| 926: A&G Loads | 15,830 | 12,479 | 14,764 | 13,799 | 15,026 | 12,872 | 1,705,822 |
| 928: AFUDC Debt | - | - | - | - | - | - | 123,313 |
| 929: AFUDC Equity | - | - | - | - | - | - | 27,038 |
| 961: Luna A&G PNMR D&V | - | - | - | - | - | - | - |
| 825: Closing Addition | (1,683,024) | - | - | (1,292,528) | - | - | (43,928,216) |
| 825: Closing Cost of Removal | (126,679) | - | - | (97,287) | - | - | (1,578,071) |
| Project Net | (1,273,634) | 422,569 | 499,971 | (922,540) | 508,819 | 435,899 | 944,717 |

**Project No:** **50000107** **Line Extensions - Residential**

Company: 001 Electric Services
Location: 500 Belen Division

**Project Information**

County % Valencia 100%

Estimated Start Date 9/11/2006

Estimated Completion Date 12/31/2032

Description

This project consists of line extensions to provide new or upgrade existing electric service to residential customers. Line extensions consist of the installation of all physical components necessary to provide for new electric service or to upgrade existing services. These physical components include, but are not limited to, all primary wires, secondary wires, service wires, transformers, meters, equipment support structures, trenches, switchgears, and duct bank systems.

## Project No: 50000107 Line Extensions - Residential

| | |
|---|---|
| Project Need Justification | This project is necessary to meet PNM's obligation to serve new and existing customers per PNM Rule 15, Electric Line Extension Policy. This project also provides for the installation of electric line extensions for service to new residential customers, apartment complexes, and residential subdivisions or existing customers requiring upgrades. |

**Project No:** **50000107** **Line Extensions - Residential**

| | |
|---|---|
| Project Alternatives | As this project is necessary for PNM to serve new or existing customers, there are no alternatives to conducting this work. Line extension options for each new service request are evaluated individually considering many factors such as available capacity on existing lines, alternative routes, customer preferences, and right-of-way constraints. The minimum line extension per PNM Rule 15 is designed based on a balance of cost, timing, and efficiency. |

## Project No: 50000107 Line Extensions - Residential

Project Estimate Approach

Historical spend in this funding project was analyzed to develop this project's estimated future spend. This project's spend forecast is prepared by escalating the most recent 12-month actual spend by the expected rate of change in annual new residential customers from available customer growth forecasts and by escalating labor and non-labor actual spend by forecasted labor and non-labor escalation rates.

Line extension costs include all labor, materials, vehicles, and rights-of-way necessary for its construction. Line extension costs also include the costs of changing or upgrading existing facilities to provide the new electric service. Net costs to the project include the above costs less customer payment per PNM Rule 15, Electric Line Extension Policy.

**Project No:** **50000107** **Line Extensions - Residential**

| | |
|---|---|
| Customer Benefit | The customer benefit from this project is electric service to a new or existing home. |

## Project No: 50000107 Line Extensions - Residential

| | |
|---|---|
| Primary Value Driver | Customer Delivery |
| Compliance | This project is implemented in accordance with PNM Rule 15, Electric Line Extension Policy as filed with the New Mexico Public Regulatory Commission (NMPRC) pursuant to NMPRC Rule 210. |
| Customer Delivery | The customer benefit from this project is electric service to a new or existing home. |
| Energy Transition | |

**Project No:** **50000107** **Line Extensions - Residential**

General Services

Reliability & Resiliency

New line extensions are designed to current PNM design standards which are created for safety, cost, and reliability efficacy. Construction of new line extensions to PNM standards helps improve overall system performance, resilience, and reliability.

Safety & Security

New line extensions are designed to current PNM design standards which incorporate safety standards such as the National Electrical Safety Code (NESC) for public and employee safety.

Technology Advancements

## Project No: 50000107 Line Extensions - Residential

| | BegBal-Jul26 | Jul26 | Aug26 | Sep26 | Oct26 | Nov26 | Dec26 | EndBal-26 |
|---|---|---|---|---|---|---|---|---|
| 110: Straight Time-General | 942,446 | 602 | 1,584 | 1,455 | 822 | 1,384 | 1,387 | 949,680 |
| 120: Overtime-General | 8,888 | - | - | - | - | - | - | 8,888 |
| 350: Material Issues-Major | 2,068,443 | 5,723 | 15,051 | 13,825 | 7,809 | 13,144 | 13,177 | 2,137,173 |
| 370: Outside Services | 5,756,798 | 8,735 | 22,972 | 21,102 | 11,918 | 20,063 | 20,113 | 5,861,700 |
| 374: Outside Services Legal | 19,725 | - | - | - | - | - | - | 19,725 |
| 377: Outside Svcs-Temp Labor | 20,329 | - | - | - | 56,373 | - | - | 76,702 |
| 391: Jt Proj Bill to PNM -N Lab | - | - | - | - | - | - | - | - |
| 426: Capitalized Interest | - | - | - | - | - | - | - | - |
| 610: Expenses - General | 379,216 | - | - | - | - | - | - | 379,216 |
| 805: Land and Land Rights | 7,630 | - | - | - | - | - | - | 7,630 |
| 807: Non Refundable Contrib | (5,363,058) | - | - | - | - | - | - | (5,363,058) |
| 829: Construction Adjustment | - | - | - | - | - | - | - | - |
| 903: SJ Switchyard AR-Labor | - | - | - | - | - | - | - | - |
| 904: SJ Switchyard AR-Other | - | - | - | - | - | - | - | - |
| 908: Luna AR - Labor | - | - | - | - | - | - | - | - |
| 909: Luna AR - Other | - | - | - | - | - | - | - | - |
| 913: Payroll Taxes | 72,092 | 46 | 121 | 111 | 63 | 105 | 106 | 72,644 |
| 914: Pension and Benefits | 227,303 | 112 | 295 | 271 | 153 | 257 | 258 | 228,649 |
| 915: Injuries and Damages | 100,385 | 119 | 314 | 288 | 163 | 274 | 275 | 101,817 |
| 921: Stores Load | 150,859 | 1,304 | 3,430 | 3,151 | 1,779 | 2,995 | 3,003 | 166,521 |
| 922: Minor Material Load | 187,369 | - | - | - | - | - | - | 187,369 |
| 925: E&S Loads | 967,951 | 997 | 2,622 | 2,408 | 5,025 | 2,290 | 2,296 | 983,588 |
| 926: A&G Loads | 459,844 | 783 | 2,060 | 1,892 | 4,000 | 1,799 | 1,803 | 472,181 |
| 928: AFUDC Debt | - | - | - | - | - | - | - | - |
| 929: AFUDC Equity | - | - | - | - | - | - | - | - |
| 961: Luna A&G PNMR D&V | - | - | - | - | - | - | - | - |
| 825: Closing Addition | (5,379,304) | (15,725) | (17,191) | (18,401) | (21,578) | (22,466) | (23,316) | (5,497,981) |
| 825: Closing Cost of Removal | (271,715) | (2,956) | (2,978) | (2,985) | (3,144) | (3,135) | (3,127) | (290,041) |
| Project Net | 355,200 | (259) | 28,278 | 23,117 | 63,382 | 16,710 | 15,975 | 502,403 |

**Project No:** **50000107** **Line Extensions - Residential**

| | BegBal-27 | Jan27 | Feb27 | Mar27 | Apr27 | May27 | Jun27 |
|---|---|---|---|---|---|---|---|
| 110: Straight Time-General | 949,680 | 1,760 | 1,721 | 2,185 | 2,353 | 2,255 | 2,108 |
| 120: Overtime-General | 8,888 | - | - | - | - | - | - |
| 350: Material Issues-Major | 2,137,173 | 16,723 | 16,351 | 20,762 | 22,358 | 21,423 | 20,028 |
| 370: Outside Services | 5,861,700 | 25,524 | 24,956 | 31,689 | 34,125 | 32,698 | 30,569 |
| 374: Outside Services Legal | 19,725 | - | - | - | - | - | - |
| 377: Outside Svcs-Temp Labor | 76,702 | - | - | - | - | - | - |
| 391: Jt Proj Bill to PNM -N Lab | - | - | - | - | - | - | - |
| 426: Capitalized Interest | - | - | - | - | - | - | - |
| 610: Expenses - General | 379,216 | - | - | - | - | - | - |
| 805: Land and Land Rights | 7,630 | - | - | - | - | - | - |
| 807: Non Refundable Contrib | (5,363,058) | - | - | - | - | - | - |
| 829: Construction Adjustment | - | - | - | - | - | - | - |
| 903: SJ Switchyard AR-Labor | - | - | - | - | - | - | - |
| 904: SJ Switchyard AR-Other | - | - | - | - | - | - | - |
| 908: Luna AR - Labor | - | - | - | - | - | - | - |
| 909: Luna AR - Other | - | - | - | - | - | - | - |
| 913: Payroll Taxes | 72,644 | 145 | 142 | 180 | 194 | 186 | 174 |
| 914: Pension and Benefits | 228,649 | 334 | 327 | 415 | 447 | 428 | 400 |
| 915: Injuries and Damages | 101,817 | 334 | 326 | 414 | 446 | 428 | 400 |
| 921: Stores Load | 166,521 | 2,804 | 2,742 | 3,481 | 3,749 | 3,592 | 3,358 |
| 922: Minor Material Load | 187,369 | - | - | - | - | - | - |
| 925: E&S Loads | 983,588 | 3,137 | 3,068 | 3,895 | 4,195 | 4,019 | 3,758 |
| 926: A&G Loads | 472,181 | 1,650 | 1,614 | 2,049 | 2,206 | 2,114 | 1,976 |
| 928: AFUDC Debt | - | - | - | - | - | - | - |
| 929: AFUDC Equity | - | - | - | - | - | - | - |
| 961: Luna A&G PNMR D&V | - | - | - | - | - | - | - |
| 825: Closing Addition | (5,497,981) | (24,587) | (25,741) | (27,479) | (29,364) | (31,018) | (32,386) |
| 825: Closing Cost of Removal | (290,041) | (3,154) | (3,176) | (3,245) | (3,328) | (3,396) | (3,446) |
| Project Net | 502,403 | 24,671 | 22,330 | 34,347 | 37,382 | 32,730 | 26,940 |

**Project No:** **50000107** **Line Extensions - Residential**

| | Jul27 | Aug27 | Sep27 | EndBal-Sep27 |
|---|---|---|---|---|
| 110: Straight Time-General | 1,183 | 3,110 | 2,857 | 969,212 |
| 120: Overtime-General | - | - | - | 8,888 |
| 350: Material Issues-Major | 11,236 | 29,549 | 27,143 | 2,322,746 |
| 370: Outside Services | 17,150 | 45,101 | 41,429 | 6,144,941 |
| 374: Outside Services Legal | - | - | - | 19,725 |
| 377: Outside Svcs-Temp Labor | - | - | - | 76,702 |
| 391: Jt Proj Bill to PNM -N Lab | - | - | - | - |
| 426: Capitalized Interest | - | - | - | - |
| 610: Expenses - General | - | - | - | 379,216 |
| 805: Land and Land Rights | - | - | - | 7,630 |
| 807: Non Refundable Contrib | - | - | - | (5,363,058) |
| 829: Construction Adjustment | - | - | - | - |
| 903: SJ Switchyard AR-Labor | - | - | - | - |
| 904: SJ Switchyard AR-Other | - | - | - | - |
| 908: Luna AR - Labor | - | - | - | - |
| 909: Luna AR - Other | - | - | - | - |
| 913: Payroll Taxes | 98 | 257 | 236 | 74,257 |
| 914: Pension and Benefits | 225 | 591 | 543 | 232,358 |
| 915: Injuries and Damages | 224 | 590 | 542 | 105,520 |
| 921: Stores Load | 1,884 | 4,955 | 4,551 | 197,638 |
| 922: Minor Material Load | - | - | - | 187,369 |
| 925: E&S Loads | 2,108 | 5,544 | 5,092 | 1,018,404 |
| 926: A&G Loads | 1,109 | 2,916 | 2,679 | 490,494 |
| 928: AFUDC Debt | - | - | - | - |
| 929: AFUDC Equity | - | - | - | - |
| 961: Luna A&G PNMR D&V | - | - | - | - |
| 825: Closing Addition | (32,404) | (35,090) | (37,292) | (5,773,340) |
| 825: Closing Cost of Removal | (3,397) | (3,551) | (3,671) | (320,404) |
| Project Net | (584) | 53,970 | 44,109 | 778,298 |

## Project No: 50000107 Line Extensions - Residential

| | BegBal-Oct27 | Oct27 | Nov27 | Dec27 | EndBal-27 | Jan28 | Feb28 | Mar28 |
|---|---|---|---|---|---|---|---|---|
| 110: Straight Time-General | 969,212 | 1,614 | 2,716 | 2,723 | 976,265 | 1,778 | 1,738 | 2,207 |
| 120: Overtime-General | 8,888 | - | - | - | 8,888 | - | - | - |
| 350: Material Issues-Major | 2,322,746 | 15,331 | 25,807 | 25,871 | 2,389,755 | 16,890 | 16,514 | 20,970 |
| 370: Outside Services | 6,144,941 | 23,399 | 39,389 | 39,487 | 6,247,216 | 25,779 | 25,206 | 32,006 |
| 374: Outside Services Legal | 19,725 | - | - | - | 19,725 | - | - | - |
| 377: Outside Svcs-Temp Labor | 76,702 | - | - | - | 76,702 | - | - | - |
| 391: Jt Proj Bill to PNM -N Lab | - | - | - | - | - | - | - | - |
| 426: Capitalized Interest | - | - | - | - | - | - | - | - |
| 610: Expenses - General | 379,216 | - | - | - | 379,216 | - | - | - |
| 805: Land and Land Rights | 7,630 | - | - | - | 7,630 | - | - | - |
| 807: Non Refundable Contrib | (5,363,058) | - | - | - | (5,363,058) | - | - | - |
| 829: Construction Adjustment | - | - | - | - | - | - | - | - |
| 903: SJ Switchyard AR-Labor | - | - | - | - | - | - | - | - |
| 904: SJ Switchyard AR-Other | - | - | - | - | - | - | - | - |
| 908: Luna AR - Labor | - | - | - | - | - | - | - | - |
| 909: Luna AR - Other | - | - | - | - | - | - | - | - |
| 913: Payroll Taxes | 74,257 | 133 | 224 | 225 | 74,840 | 147 | 144 | 182 |
| 914: Pension and Benefits | 232,358 | 307 | 516 | 517 | 233,698 | 338 | 330 | 419 |
| 915: Injuries and Damages | 105,520 | 306 | 515 | 516 | 106,858 | 337 | 330 | 418 |
| 921: Stores Load | 197,638 | 2,571 | 4,327 | 4,338 | 208,874 | 2,832 | 2,769 | 3,516 |
| 922: Minor Material Load | 187,369 | - | - | - | 187,369 | - | - | - |
| 925: E&S Loads | 1,018,404 | 2,876 | 4,842 | 4,854 | 1,030,975 | 3,169 | 3,098 | 3,934 |
| 926: A&G Loads | 490,494 | 1,513 | 2,547 | 2,553 | 497,106 | 1,560 | 1,525 | 1,937 |
| 928: AFUDC Debt | - | - | - | - | - | - | - | - |
| 929: AFUDC Equity | - | - | - | - | - | - | - | - |
| 961: Luna A&G PNMR D&V | - | - | - | - | - | - | - | - |
| 825: Closing Addition | (5,773,340) | (37,661) | (39,539) | (41,333) | (5,891,874) | (41,723) | (42,038) | (42,986) |
| 825: Closing Cost of Removal | (320,404) | (3,656) | (3,756) | (3,852) | (331,669) | (3,845) | (3,833) | (3,871) |
| Project Net | 778,298 | 6,732 | 37,587 | 35,899 | 858,516 | 7,262 | 5,782 | 18,733 |

**Project No:** **50000107** **Line Extensions - Residential**

| | Apr28 | May28 | Jun28 | Jul28 | Aug28 | Sep28 | EndBal-Sep28 |
|---|---|---|---|---|---|---|---|
| 110: Straight Time-General | 2,377 | 2,278 | 2,129 | 1,195 | 3,142 | 2,886 | 995,995 |
| 120: Overtime-General | - | - | - | - | - | - | 8,888 |
| 350: Material Issues-Major | 22,581 | 21,637 | 20,229 | 11,349 | 29,844 | 27,415 | 2,577,184 |
| 370: Outside Services | 34,466 | 33,025 | 30,875 | 17,322 | 45,552 | 41,844 | 6,533,291 |
| 374: Outside Services Legal | - | - | - | - | - | - | 19,725 |
| 377: Outside Svcs-Temp Labor | - | - | - | - | - | - | 76,702 |
| 391: Jt Proj Bill to PNM -N Lab | - | - | - | - | - | - | - |
| 426: Capitalized Interest | - | - | - | - | - | - | - |
| 610: Expenses - General | - | - | - | - | - | - | 379,216 |
| 805: Land and Land Rights | - | - | - | - | - | - | 7,630 |
| 807: Non Refundable Contrib | - | - | - | - | - | - | (5,363,058) |
| 829: Construction Adjustment | - | - | - | - | - | - | - |
| 903: SJ Switchyard AR-Labor | - | - | - | - | - | - | - |
| 904: SJ Switchyard AR-Other | - | - | - | - | - | - | - |
| 908: Luna AR - Labor | - | - | - | - | - | - | - |
| 909: Luna AR - Other | - | - | - | - | - | - | - |
| 913: Payroll Taxes | 196 | 188 | 176 | 99 | 260 | 238 | 76,469 |
| 914: Pension and Benefits | 451 | 433 | 404 | 227 | 597 | 548 | 237,444 |
| 915: Injuries and Damages | 451 | 432 | 404 | 227 | 596 | 547 | 110,598 |
| 921: Stores Load | 3,786 | 3,628 | 3,392 | 1,903 | 5,004 | 4,597 | 240,302 |
| 922: Minor Material Load | - | - | - | - | - | - | 187,369 |
| 925: E&S Loads | 4,237 | 4,059 | 3,795 | 2,129 | 5,599 | 5,144 | 1,066,140 |
| 926: A&G Loads | 2,086 | 1,999 | 1,868 | 1,048 | 2,757 | 2,532 | 514,419 |
| 928: AFUDC Debt | - | - | - | - | - | - | - |
| 929: AFUDC Equity | - | - | - | - | - | - | - |
| 961: Luna A&G PNMR D&V | - | - | - | - | - | - | - |
| 825: Closing Addition | (44,121) | (45,062) | (45,752) | (45,115) | (47,200) | (48,827) | (6,294,698) |
| 825: Closing Cost of Removal | (3,925) | (3,965) | (3,989) | (3,913) | (4,044) | (4,142) | (367,197) |
| Project Net | 22,585 | 18,651 | 13,532 | (13,529) | 42,106 | 32,782 | 1,006,420 |

**Project No:** **50000207** **Line Extensions - Commercial**

Company: 001 Electric Services
Location: 500 Belen Division

**Project Information**

County % Valencia 100%

Estimated Start Date 1/1/2007

Estimated Completion Date 12/31/2032

Description

This project consists of line extensions to provide new electric service to non-residential customers or to upgrade existing non-residential customers whose electric service needs are changing or require upgrades. Line extensions consist of the installation of all physical components necessary to provide for new electric service or to upgrade existing services. These physical components include, but are not limited to, all primary wires, secondary wires, service wires, transformers, meters, equipment support structures, trenches, switchgears, and duct bank systems.

## Project No: 50000207 Line Extensions - Commercial

| | |
|---|---|
| Project Need Justification | This project is necessary to meet PNM's obligation to serve new and existing customers and provides for the installation of electric line extensions for service to new non-residential customers or to upgrade the electric service of existing customers. This obligation is required per PNM Rule 15, Electric Line Extension Policy. |

**Project No:** **50000207** **Line Extensions - Commercial**

Project Alternatives

As this project is necessary for PNM to serve new and existing customers, there are no alternatives to conducting this work. Line extension options for each new service request are evaluated individually considering many factors such as available capacity on existing lines, alternative routes, customer preferences, and right-of-way constraints. The minimum line extension per PNM Rule 15 is designed based on a balance of cost, timing, and efficiency.

## Project No: 50000207 Line Extensions - Commercial

| | |
|---|---|
| Project Estimate Approach | Historical spend in this funding project was analyzed to develop this project’s estimated future spend. This project's spend forecast is prepared by escalating the most recent 12-month actual spend by the expected rate of change in annual new non-residential customers from available customer growth forecasts and by escalating labor and non-labor actual spend by forecasted labor and non-labor escalation rates. |

**Project No:** **50000207** **Line Extensions - Commercial**

| | |
|---|---|
| Customer Benefit | The customer benefit from this project is electric service to non-residential buildings and facilities. |

## Project No: 50000207 Line Extensions - Commercial

| | |
|---|---|
| Primary Value Driver | Customer Delivery |
| Compliance | This project is implemented in accordance with PNM Rule 15, Electric Line Extension Policy as filed with the New Mexico Public Regulatory Commission (NMPRC) pursuant to NMPRC Rule 210. |
| Customer Delivery | The customer benefit from this project is electric service to non-residential buildings and facilities. |
| Energy Transition | |

**Project No:** **50000207** **Line Extensions - Commercial**

General Services

Reliability & Resiliency

New line extensions are designed to current PNM design standards which are created for safety, cost, and reliability efficacy. Construction of new line extensions to PNM standards helps improve overall system performance, resilience, and reliability.

Safety & Security

New line extensions are designed to current PNM design standards which incorporate safety standards such as the National Electrical Safety Code (NESC) for public and employee safety.

Technology Advancements

## Project No: 50000207 Line Extensions - Commercial

| | BegBal-Jul26 | Jul26 | Aug26 | Sep26 | Oct26 | Nov26 | Dec26 | EndBal-26 |
|---|---|---|---|---|---|---|---|---|
| 110: Straight Time-General | 933,504 | 3,011 | 3,011 | 3,011 | 3,011 | 2,676 | 1,673 | 949,895 |
| 120: Overtime-General | 19,439 | - | - | - | - | - | - | 19,439 |
| 350: Material Issues-Major | 2,228,379 | 28,601 | 28,601 | 28,601 | 28,601 | 25,423 | 15,890 | 2,384,097 |
| 370: Outside Services | 3,621,620 | 43,655 | 43,655 | 43,655 | 43,655 | 38,804 | 24,253 | 3,859,295 |
| 374: Outside Services Legal | 7,564 | - | - | - | - | - | - | 7,564 |
| 377: Outside Svcs-Temp Labor | 38,614 | - | - | - | 225,000 | - | - | 263,614 |
| 391: Jt Proj Bill to PNM -N Lab | - | - | - | - | - | - | - | - |
| 426: Capitalized Interest | - | - | - | - | - | - | - | - |
| 610: Expenses - General | 180,118 | - | - | - | - | - | - | 180,118 |
| 805: Land and Land Rights | - | - | - | - | - | - | - | - |
| 807: Non Refundable Contrib | (4,630,581) | - | - | - | - | - | - | (4,630,581) |
| 829: Construction Adjustment | - | - | - | - | - | - | - | - |
| 903: SJ Switchyard AR-Labor | - | - | - | - | - | - | - | - |
| 904: SJ Switchyard AR-Other | - | - | - | - | - | - | - | - |
| 908: Luna AR - Labor | - | - | - | - | - | - | - | - |
| 909: Luna AR - Other | - | - | - | - | - | - | - | - |
| 913: Payroll Taxes | 71,056 | 229 | 229 | 229 | 229 | 204 | 127 | 72,305 |
| 914: Pension and Benefits | 239,374 | 560 | 560 | 560 | 560 | 498 | 311 | 242,424 |
| 915: Injuries and Damages | 88,659 | 596 | 596 | 596 | 596 | 530 | 331 | 91,904 |
| 921: Stores Load | 176,810 | 6,518 | 6,518 | 6,518 | 6,518 | 5,793 | 3,621 | 212,295 |
| 922: Minor Material Load | 181,328 | - | - | - | - | - | - | 181,328 |
| 925: E&S Loads | 907,957 | 4,982 | 4,982 | 4,982 | 19,607 | 4,429 | 2,768 | 949,709 |
| 926: A&G Loads | 392,649 | 3,914 | 3,914 | 3,914 | 15,614 | 3,479 | 2,174 | 425,658 |
| 928: AFUDC Debt | - | - | - | - | - | - | - | - |
| 929: AFUDC Equity | - | - | - | - | - | - | - | - |
| 961: Luna A&G PNMR D&V | - | - | - | - | - | - | - | - |
| 825: Closing Addition | (4,405,232) | 6,808 | 2,186 | (2,204) | (18,062) | (20,964) | (22,294) | (4,459,763) |
| 825: Closing Cost of Removal | (187,631) | (4,592) | (4,685) | (4,773) | (5,736) | (5,736) | (5,628) | (218,780) |
| Project Net | (136,375) | 94,282 | 89,568 | 85,089 | 319,593 | 55,137 | 23,226 | 530,520 |

**Project No:** **50000207** **Line Extensions - Commercial**

| | BegBal-27 | Jan27 | Feb27 | Mar27 | Apr27 | May27 | Jun27 |
|---|---|---|---|---|---|---|---|
| 110: Straight Time-General | 949,895 | 1,474 | 2,653 | 2,653 | 2,948 | 2,653 | 2,653 |
| 120: Overtime-General | 19,439 | - | - | - | - | - | - |
| 350: Material Issues-Major | 2,384,097 | 14,002 | 25,204 | 25,204 | 28,004 | 25,204 | 25,204 |
| 370: Outside Services | 3,859,295 | 21,372 | 38,469 | 38,469 | 42,743 | 38,469 | 38,469 |
| 374: Outside Services Legal | 7,564 | - | - | - | - | - | - |
| 377: Outside Svcs-Temp Labor | 263,614 | - | - | - | - | - | - |
| 391: Jt Proj Bill to PNM -N Lab | - | - | - | - | - | - | - |
| 426: Capitalized Interest | - | - | - | - | - | - | - |
| 610: Expenses - General | 180,118 | - | - | - | - | - | - |
| 805: Land and Land Rights | - | - | - | - | - | - | - |
| 807: Non Refundable Contrib | (4,630,581) | - | - | - | - | - | - |
| 829: Construction Adjustment | - | - | - | - | - | - | - |
| 903: SJ Switchyard AR-Labor | - | - | - | - | - | - | - |
| 904: SJ Switchyard AR-Other | - | - | - | - | - | - | - |
| 908: Luna AR - Labor | - | - | - | - | - | - | - |
| 909: Luna AR - Other | - | - | - | - | - | - | - |
| 913: Payroll Taxes | 72,305 | 122 | 219 | 219 | 244 | 219 | 219 |
| 914: Pension and Benefits | 242,424 | 280 | 504 | 504 | 560 | 504 | 504 |
| 915: Injuries and Damages | 91,904 | 279 | 503 | 503 | 559 | 503 | 503 |
| 921: Stores Load | 212,295 | 2,348 | 4,226 | 4,226 | 4,696 | 4,226 | 4,226 |
| 922: Minor Material Load | 181,328 | - | - | - | - | - | - |
| 925: E&S Loads | 949,709 | 2,627 | 4,729 | 4,729 | 5,254 | 4,729 | 4,729 |
| 926: A&G Loads | 425,658 | 1,382 | 2,487 | 2,487 | 2,764 | 2,487 | 2,487 |
| 928: AFUDC Debt | - | - | - | - | - | - | - |
| 929: AFUDC Equity | - | - | - | - | - | - | - |
| 961: Luna A&G PNMR D&V | - | - | - | - | - | - | - |
| 825: Closing Addition | (4,459,763) | (23,220) | (25,732) | (28,119) | (30,794) | (32,928) | (34,955) |
| 825: Closing Cost of Removal | (218,780) | (5,500) | (5,502) | (5,503) | (5,535) | (5,535) | (5,534) |
| Project Net | 530,520 | 15,166 | 47,760 | 45,372 | 51,441 | 40,531 | 38,505 |

**Project No:** **50000207** **Line Extensions - Commercial**

| | Jul27 | Aug27 | Sep27 | EndBal-Sep27 |
|---|---|---|---|---|
| 110: Straight Time-General | 2,653 | 2,653 | 2,653 | 972,888 |
| 120: Overtime-General | - | - | - | 19,439 |
| 350: Material Issues-Major | 25,204 | 25,204 | 25,204 | 2,602,531 |
| 370: Outside Services | 38,469 | 38,469 | 38,469 | 4,192,693 |
| 374: Outside Services Legal | - | - | - | 7,564 |
| 377: Outside Svcs-Temp Labor | - | - | - | 263,614 |
| 391: Jt Proj Bill to PNM -N Lab | - | - | - | - |
| 426: Capitalized Interest | - | - | - | - |
| 610: Expenses - General | - | - | - | 180,118 |
| 805: Land and Land Rights | - | - | - | - |
| 807: Non Refundable Contrib | - | - | - | (4,630,581) |
| 829: Construction Adjustment | - | - | - | - |
| 903: SJ Switchyard AR-Labor | - | - | - | - |
| 904: SJ Switchyard AR-Other | - | - | - | - |
| 908: Luna AR - Labor | - | - | - | - |
| 909: Luna AR - Other | - | - | - | - |
| 913: Payroll Taxes | 219 | 219 | 219 | 74,204 |
| 914: Pension and Benefits | 504 | 504 | 504 | 246,791 |
| 915: Injuries and Damages | 503 | 503 | 503 | 96,264 |
| 921: Stores Load | 4,226 | 4,226 | 4,226 | 248,922 |
| 922: Minor Material Load | - | - | - | 181,328 |
| 925: E&S Loads | 4,729 | 4,729 | 4,729 | 990,690 |
| 926: A&G Loads | 2,487 | 2,487 | 2,487 | 447,214 |
| 928: AFUDC Debt | - | - | - | - |
| 929: AFUDC Equity | - | - | - | - |
| 961: Luna A&G PNMR D&V | - | - | - | - |
| 825: Closing Addition | (36,880) | (38,709) | (40,447) | (4,751,549) |
| 825: Closing Cost of Removal | (5,534) | (5,534) | (5,534) | (268,491) |
| Project Net | 36,580 | 34,751 | 33,013 | 873,638 |

## Project No: 50000207 Line Extensions - Commercial

| | BegBal-Oct27 | Oct27 | Nov27 | Dec27 | EndBal-27 | Jan28 | Feb28 | Mar28 |
|---|---|---|---|---|---|---|---|---|
| 110: Straight Time-General | 972,888 | 2,653 | 2,358 | 1,474 | 979,373 | 1,489 | 2,680 | 2,680 |
| 120: Overtime-General | 19,439 | - | - | - | 19,439 | - | - | - |
| 350: Material Issues-Major | 2,602,531 | 25,204 | 22,403 | 14,002 | 2,664,140 | 14,142 | 25,456 | 25,456 |
| 370: Outside Services | 4,192,693 | 38,469 | 34,195 | 21,372 | 4,286,729 | 21,585 | 38,854 | 38,854 |
| 374: Outside Services Legal | 7,564 | - | - | - | 7,564 | - | - | - |
| 377: Outside Svcs-Temp Labor | 263,614 | - | - | - | 263,614 | - | - | - |
| 391: Jt Proj Bill to PNM -N Lab | - | - | - | - | - | - | - | - |
| 426: Capitalized Interest | - | - | - | - | - | - | - | - |
| 610: Expenses - General | 180,118 | - | - | - | 180,118 | - | - | - |
| 805: Land and Land Rights | - | - | - | - | - | - | - | - |
| 807: Non Refundable Contrib | (4,630,581) | - | - | - | (4,630,581) | - | - | - |
| 829: Construction Adjustment | - | - | - | - | - | - | - | - |
| 903: SJ Switchyard AR-Labor | - | - | - | - | - | - | - | - |
| 904: SJ Switchyard AR-Other | - | - | - | - | - | - | - | - |
| 908: Luna AR - Labor | - | - | - | - | - | - | - | - |
| 909: Luna AR - Other | - | - | - | - | - | - | - | - |
| 913: Payroll Taxes | 74,204 | 219 | 195 | 122 | 74,740 | 123 | 221 | 221 |
| 914: Pension and Benefits | 246,791 | 504 | 448 | 280 | 248,022 | 283 | 509 | 509 |
| 915: Injuries and Damages | 96,264 | 503 | 447 | 279 | 97,493 | 282 | 508 | 508 |
| 921: Stores Load | 248,922 | 4,226 | 3,757 | 2,348 | 259,253 | 2,371 | 4,268 | 4,268 |
| 922: Minor Material Load | 181,328 | - | - | - | 181,328 | - | - | - |
| 925: E&S Loads | 990,690 | 4,729 | 4,203 | 2,627 | 1,002,249 | 2,653 | 4,776 | 4,776 |
| 926: A&G Loads | 447,214 | 2,487 | 2,211 | 1,382 | 453,293 | 1,306 | 2,351 | 2,351 |
| 928: AFUDC Debt | - | - | - | - | - | - | - | - |
| 929: AFUDC Equity | - | - | - | - | - | - | - | - |
| 961: Luna A&G PNMR D&V | - | - | - | - | - | - | - | - |
| 825: Closing Addition | (4,751,549) | (42,098) | (43,258) | (43,136) | (4,880,041) | (43,036) | (44,587) | (46,060) |
| 825: Closing Cost of Removal | (268,491) | (5,534) | (5,503) | (5,381) | (284,908) | (5,267) | (5,282) | (5,297) |
| Project Net | 873,638 | 31,362 | 21,455 | (4,631) | 921,825 | (4,068) | 29,755 | 28,267 |

**Project No:** **50000207** **Line Extensions - Commercial**

| | Apr28 | May28 | Jun28 | Jul28 | Aug28 | Sep28 | EndBal-Sep28 |
|---|---|---|---|---|---|---|---|
| 110: Straight Time-General | 2,977 | 2,680 | 2,680 | 2,680 | 2,680 | 2,680 | 1,002,599 |
| 120: Overtime-General | - | - | - | - | - | - | 19,439 |
| 350: Material Issues-Major | 28,284 | 25,456 | 25,456 | 25,456 | 25,456 | 25,456 | 2,884,758 |
| 370: Outside Services | 43,171 | 38,854 | 38,854 | 38,854 | 38,854 | 38,854 | 4,623,463 |
| 374: Outside Services Legal | - | - | - | - | - | - | 7,564 |
| 377: Outside Svcs-Temp Labor | - | - | - | - | - | - | 263,614 |
| 391: Jt Proj Bill to PNM -N Lab | - | - | - | - | - | - | - |
| 426: Capitalized Interest | - | - | - | - | - | - | - |
| 610: Expenses - General | - | - | - | - | - | - | 180,118 |
| 805: Land and Land Rights | - | - | - | - | - | - | - |
| 807: Non Refundable Contrib | - | - | - | - | - | - | (4,630,581) |
| 829: Construction Adjustment | - | - | - | - | - | - | - |
| 903: SJ Switchyard AR-Labor | - | - | - | - | - | - | - |
| 904: SJ Switchyard AR-Other | - | - | - | - | - | - | - |
| 908: Luna AR - Labor | - | - | - | - | - | - | - |
| 909: Luna AR - Other | - | - | - | - | - | - | - |
| 913: Payroll Taxes | 246 | 221 | 221 | 221 | 221 | 221 | 76,659 |
| 914: Pension and Benefits | 565 | 509 | 509 | 509 | 509 | 509 | 252,433 |
| 915: Injuries and Damages | 564 | 508 | 508 | 508 | 508 | 508 | 101,897 |
| 921: Stores Load | 4,743 | 4,268 | 4,268 | 4,268 | 4,268 | 4,268 | 296,246 |
| 922: Minor Material Load | - | - | - | - | - | - | 181,328 |
| 925: E&S Loads | 5,307 | 4,776 | 4,776 | 4,776 | 4,776 | 4,776 | 1,043,641 |
| 926: A&G Loads | 2,613 | 2,351 | 2,351 | 2,351 | 2,351 | 2,351 | 473,672 |
| 928: AFUDC Debt | - | - | - | - | - | - | - |
| 929: AFUDC Equity | - | - | - | - | - | - | - |
| 961: Luna A&G PNMR D&V | - | - | - | - | - | - | - |
| 825: Closing Addition | (47,871) | (49,180) | (50,423) | (51,605) | (52,727) | (53,793) | (5,319,323) |
| 825: Closing Cost of Removal | (5,342) | (5,353) | (5,364) | (5,375) | (5,385) | (5,394) | (332,967) |
| Project Net | 35,257 | 25,091 | 23,837 | 22,645 | 21,513 | 20,437 | 1,124,559 |

**Project No:** **89900107** **Line Extensions - Residential**

Company: 001 Electric Services
Location: 899 Bernalillo Division

**Project Information**

County % Sandoval 100%

Estimated Start Date 9/11/2006

Estimated Completion Date 12/31/2032

Description

This project consists of line extensions to provide new or upgrade existing electric service to residential customers. Line extensions consist of the installation of all physical components necessary to provide for new electric service or to upgrade existing services. These physical components include, but are not limited to, all primary wires, secondary wires, service wires, transformers, meters, equipment support structures, trenches, switchgears, and duct bank systems.

## Project No: 89900107 Line Extensions - Residential

Project Need Justification

This project is necessary to meet PNM's obligation to serve new and existing customers per PNM Rule 15, Electric Line Extension Policy. This project also provides for the installation of electric line extensions for service to new residential customers, apartment complexes, and residential subdivisions or existing customers requiring upgrades.

**Project No:** **89900107** **Line Extensions - Residential**

Project Alternatives

As this project is necessary for PNM to serve new or existing customers, there are no alternatives to conducting this work. Line extension options for each new service request are evaluated individually considering many factors such as available capacity on existing lines, alternative routes, customer preferences, and right-of-way constraints. The minimum line extension per PNM Rule 15 is designed based on a balance of cost, timing, and efficiency.

**Project No:** **89900107** **Line Extensions - Residential**

Project Estimate Approach

Historical spend in this funding project was analyzed to develop this project's estimated future spend. This project's spend forecast is prepared by escalating the most recent 12-month actual spend by the expected rate of change in annual new residential customers from available customer growth forecasts and by escalating labor and non-labor actual spend by forecasted labor and non-labor escalation rates.

Line extension costs include all labor, materials, vehicles, and rights-of-way necessary for its construction. Line extension costs also include the costs of changing or upgrading existing facilities to provide the new electric service. Net costs to the project include the above costs less customer payment per PNM Rule 15, Electric Line Extension Policy.

**Project No:** **89900107** **Line Extensions - Residential**

| | |
|---|---|
| Customer Benefit | The customer benefit from this project is electric service to a new or existing home. |

## Project No: 89900107 Line Extensions - Residential

| | |
|---|---|
| Primary Value Driver | Customer Delivery |
| Compliance | This project is implemented in accordance with PNM Rule 15, Electric Line Extension Policy as filed with the New Mexico Public Regulatory Commission (NMPRC) pursuant to NMPRC Rule 210. |
| Customer Delivery | The customer benefit from this project is electric service to a new or existing home. |
| Energy Transition | |

**Project No:** **89900107** **Line Extensions - Residential**

General Services

Reliability & Resiliency

New line extensions are designed to current PNM design standards which are created for safety, cost, and reliability efficacy. Construction of new line extensions to PNM standards helps improve overall system performance, resilience, and reliability.

Safety & Security

New line extensions are designed to current PNM design standards which incorporate safety standards such as the National Electrical Safety Code (NESC) for public and employee safety.

Technology Advancements

## Project No: 89900107 Line Extensions - Residential

| | BegBal-Jul26 | Jul26 | Aug26 | Sep26 | Oct26 | Nov26 | Dec26 | EndBal-26 |
|---|---|---|---|---|---|---|---|---|
| 110: Straight Time-General | 1,809,708 | - | - | - | - | - | - | 1,809,708 |
| 120: Overtime-General | 15,625 | - | - | - | - | - | - | 15,625 |
| 350: Material Issues-Major | 6,195,378 | - | - | - | - | - | - | 6,195,378 |
| 370: Outside Services | 13,258,145 | - | - | - | - | - | - | 13,258,145 |
| 374: Outside Services Legal | 1,763 | - | - | - | - | - | - | 1,763 |
| 377: Outside Svcs-Temp Labor | 58,433 | - | - | - | - | - | - | 58,433 |
| 391: Jt Proj Bill to PNM -N Lab | - | - | - | - | - | - | - | - |
| 426: Capitalized Interest | - | - | - | - | - | - | - | - |
| 610: Expenses - General | 1,573,796 | - | - | - | - | - | - | 1,573,796 |
| 805: Land and Land Rights | 4,283 | - | - | - | - | - | - | 4,283 |
| 807: Non Refundable Contrib | (13,612,197) | - | - | - | - | - | - | (13,612,197) |
| 829: Construction Adjustment | - | - | - | - | - | - | - | - |
| 903: SJ Switchyard AR-Labor | - | - | - | - | - | - | - | - |
| 904: SJ Switchyard AR-Other | - | - | - | - | - | - | - | - |
| 908: Luna AR - Labor | - | - | - | - | - | - | - | - |
| 909: Luna AR - Other | - | - | - | - | - | - | - | - |
| 913: Payroll Taxes | 137,173 | - | - | - | - | - | - | 137,173 |
| 914: Pension and Benefits | 447,376 | - | - | - | - | - | - | 447,376 |
| 915: Injuries and Damages | 187,748 | - | - | - | - | - | - | 187,748 |
| 921: Stores Load | 364,428 | - | - | - | - | - | - | 364,428 |
| 922: Minor Material Load | 420,538 | - | - | - | - | - | - | 420,538 |
| 925: E&S Loads | 2,488,193 | - | - | - | - | - | - | 2,488,193 |
| 926: A&G Loads | 1,143,343 | - | - | - | - | - | - | 1,143,343 |
| 928: AFUDC Debt | - | - | - | - | - | - | - | - |
| 929: AFUDC Equity | - | - | - | - | - | - | - | - |
| 961: Luna A&G PNMR D&V | - | - | - | - | - | - | - | - |
| 825: Closing Addition | (13,584,881) | (24,135) | (22,928) | (21,781) | (20,692) | (19,658) | (18,675) | (13,712,750) |
| 825: Closing Cost of Removal | (329,446) | (4,836) | (4,594) | (4,364) | (4,146) | (3,939) | (3,742) | (355,066) |
| Project Net | 579,405 | (28,970) | (27,522) | (26,146) | (24,838) | (23,596) | (22,417) | 425,916 |

**Project No:** **89900107** **Line Extensions - Residential**

| | BegBal-27 | Jan27 | Feb27 | Mar27 | Apr27 | May27 | Jun27 |
|---|---|---|---|---|---|---|---|
| 110: Straight Time-General | 1,809,708 | 2,521 | 2,465 | 3,130 | 3,371 | 3,230 | 3,020 |
| 120: Overtime-General | 15,625 | - | - | - | - | - | - |
| 350: Material Issues-Major | 6,195,378 | 23,952 | 23,419 | 29,737 | 32,022 | 30,684 | 28,686 |
| 370: Outside Services | 13,258,145 | 36,558 | 35,744 | 45,388 | 48,876 | 46,833 | 43,784 |
| 374: Outside Services Legal | 1,763 | - | - | - | - | - | - |
| 377: Outside Svcs-Temp Labor | 58,433 | - | - | - | - | - | - |
| 391: Jt Proj Bill to PNM -N Lab | - | - | - | - | - | - | - |
| 426: Capitalized Interest | - | - | - | - | - | - | - |
| 610: Expenses - General | 1,573,796 | - | - | - | - | - | - |
| 805: Land and Land Rights | 4,283 | - | - | - | - | - | - |
| 807: Non Refundable Contrib | (13,612,197) | - | - | - | - | - | - |
| 829: Construction Adjustment | - | - | - | - | - | - | - |
| 903: SJ Switchyard AR-Labor | - | - | - | - | - | - | - |
| 904: SJ Switchyard AR-Other | - | - | - | - | - | - | - |
| 908: Luna AR - Labor | - | - | - | - | - | - | - |
| 909: Luna AR - Other | - | - | - | - | - | - | - |
| 913: Payroll Taxes | 137,173 | 208 | 204 | 259 | 278 | 267 | 249 |
| 914: Pension and Benefits | 447,376 | 479 | 468 | 594 | 640 | 613 | 574 |
| 915: Injuries and Damages | 187,748 | 478 | 467 | 593 | 639 | 612 | 573 |
| 921: Stores Load | 364,428 | 4,016 | 3,927 | 4,986 | 5,369 | 5,145 | 4,810 |
| 922: Minor Material Load | 420,538 | - | - | - | - | - | - |
| 925: E&S Loads | 2,488,193 | 4,494 | 4,394 | 5,579 | 6,008 | 5,757 | 5,382 |
| 926: A&G Loads | 1,143,343 | 2,364 | 2,311 | 2,935 | 3,160 | 3,028 | 2,831 |
| 928: AFUDC Debt | - | - | - | - | - | - | - |
| 929: AFUDC Equity | - | - | - | - | - | - | - |
| 961: Luna A&G PNMR D&V | - | - | - | - | - | - | - |
| 825: Closing Addition | (13,712,750) | (21,232) | (23,583) | (26,738) | (30,068) | (33,037) | (35,565) |
| 825: Closing Cost of Removal | (355,066) | (3,817) | (3,883) | (4,015) | (4,166) | (4,294) | (4,394) |
| Project Net | 425,916 | 50,020 | 45,932 | 62,448 | 66,130 | 58,839 | 49,949 |

**Project No:** **89900107** **Line Extensions - Residential**

| | Jul27 | Aug27 | Sep27 | EndBal-Sep27 |
|---|---|---|---|---|
| 110: Straight Time-General | 1,694 | 4,455 | 4,092 | 1,837,686 |
| 120: Overtime-General | - | - | - | 15,625 |
| 350: Material Issues-Major | 16,094 | 42,322 | 38,877 | 6,461,171 |
| 370: Outside Services | 24,564 | 64,597 | 59,338 | 13,663,827 |
| 374: Outside Services Legal | - | - | - | 1,763 |
| 377: Outside Svcs-Temp Labor | - | - | - | 58,433 |
| 391: Jt Proj Bill to PNM -N Lab | - | - | - | - |
| 426: Capitalized Interest | - | - | - | - |
| 610: Expenses - General | - | - | - | 1,573,796 |
| 805: Land and Land Rights | - | - | - | 4,283 |
| 807: Non Refundable Contrib | - | - | - | (13,612,197) |
| 829: Construction Adjustment | - | - | - | - |
| 903: SJ Switchyard AR-Labor | - | - | - | - |
| 904: SJ Switchyard AR-Other | - | - | - | - |
| 908: Luna AR - Labor | - | - | - | - |
| 909: Luna AR - Other | - | - | - | - |
| 913: Payroll Taxes | 140 | 368 | 338 | 139,484 |
| 914: Pension and Benefits | 322 | 846 | 777 | 452,689 |
| 915: Injuries and Damages | 321 | 845 | 776 | 193,053 |
| 921: Stores Load | 2,699 | 7,097 | 6,519 | 408,996 |
| 922: Minor Material Load | - | - | - | 420,538 |
| 925: E&S Loads | 3,019 | 7,940 | 7,294 | 2,538,060 |
| 926: A&G Loads | 1,588 | 4,177 | 3,837 | 1,169,573 |
| 928: AFUDC Debt | - | - | - | - |
| 929: AFUDC Equity | - | - | - | - |
| 961: Luna A&G PNMR D&V | - | - | - | - |
| 825: Closing Addition | (36,133) | (40,494) | (44,135) | (14,003,736) |
| 825: Closing Cost of Removal | (4,351) | (4,598) | (4,794) | (393,380) |
| Project Net | 9,957 | 87,554 | 72,918 | 929,663 |

## Project No: 89900107 Line Extensions - Residential

| | BegBal-Oct27 | Oct27 | Nov27 | Dec27 | EndBal-27 | Jan28 | Feb28 | Mar28 |
|---|---|---|---|---|---|---|---|---|
| 110: Straight Time-General | 1,837,686 | 2,311 | 3,891 | 3,900 | 1,847,788 | 2,546 | 2,490 | 3,162 |
| 120: Overtime-General | 15,625 | - | - | - | 15,625 | - | - | - |
| 350: Material Issues-Major | 6,461,171 | 21,958 | 36,962 | 37,054 | 6,557,145 | 24,191 | 23,653 | 30,034 |
| 370: Outside Services | 13,663,827 | 33,515 | 56,416 | 56,557 | 13,810,315 | 36,923 | 36,102 | 45,842 |
| 374: Outside Services Legal | 1,763 | - | - | - | 1,763 | - | - | - |
| 377: Outside Svcs-Temp Labor | 58,433 | - | - | - | 58,433 | - | - | - |
| 391: Jt Proj Bill to PNM -N Lab | - | - | - | - | - | - | - | - |
| 426: Capitalized Interest | - | - | - | - | - | - | - | - |
| 610: Expenses - General | 1,573,796 | - | - | - | 1,573,796 | - | - | - |
| 805: Land and Land Rights | 4,283 | - | - | - | 4,283 | - | - | - |
| 807: Non Refundable Contrib | (13,612,197) | - | - | - | (13,612,197) | - | - | - |
| 829: Construction Adjustment | - | - | - | - | - | - | - | - |
| 903: SJ Switchyard AR-Labor | - | - | - | - | - | - | - | - |
| 904: SJ Switchyard AR-Other | - | - | - | - | - | - | - | - |
| 908: Luna AR - Labor | - | - | - | - | - | - | - | - |
| 909: Luna AR - Other | - | - | - | - | - | - | - | - |
| 913: Payroll Taxes | 139,484 | 191 | 321 | 322 | 140,318 | 210 | 206 | 261 |
| 914: Pension and Benefits | 452,689 | 439 | 739 | 741 | 454,607 | 483 | 473 | 600 |
| 915: Injuries and Damages | 193,053 | 438 | 738 | 739 | 194,968 | 483 | 472 | 600 |
| 921: Stores Load | 408,996 | 3,682 | 6,198 | 6,213 | 425,089 | 4,056 | 3,966 | 5,036 |
| 922: Minor Material Load | 420,538 | - | - | - | 420,538 | - | - | - |
| 925: E&S Loads | 2,538,060 | 4,120 | 6,935 | 6,952 | 2,556,066 | 4,539 | 4,438 | 5,635 |
| 926: A&G Loads | 1,169,573 | 2,167 | 3,648 | 3,657 | 1,179,044 | 2,234 | 2,185 | 2,774 |
| 928: AFUDC Debt | - | - | - | - | - | - | - | - |
| 929: AFUDC Equity | - | - | - | - | - | - | - | - |
| 961: Luna A&G PNMR D&V | - | - | - | - | - | - | - | - |
| 825: Closing Addition | (14,003,736) | (45,129) | (48,259) | (51,246) | (14,148,370) | (52,203) | (53,033) | (54,750) |
| 825: Closing Cost of Removal | (393,380) | (4,796) | (4,961) | (5,120) | (408,256) | (5,128) | (5,131) | (5,203) |
| Project Net | 929,663 | 18,896 | 62,627 | 59,769 | 1,070,955 | 18,335 | 15,821 | 33,992 |

**Project No:** **89900107** **Line Extensions - Residential**

| | Apr28 | May28 | Jun28 | Jul28 | Aug28 | Sep28 | EndBal-Sep28 |
|---|---|---|---|---|---|---|---|
| 110: Straight Time-General | 3,404 | 3,262 | 3,050 | 1,711 | 4,500 | 4,133 | 1,876,046 |
| 120: Overtime-General | - | - | - | - | - | - | 15,625 |
| 350: Material Issues-Major | 32,342 | 30,991 | 28,973 | 16,254 | 42,745 | 39,266 | 6,825,594 |
| 370: Outside Services | 49,365 | 47,301 | 44,222 | 24,809 | 65,243 | 59,932 | 14,220,054 |
| 374: Outside Services Legal | - | - | - | - | - | - | 1,763 |
| 377: Outside Svcs-Temp Labor | - | - | - | - | - | - | 58,433 |
| 391: Jt Proj Bill to PNM -N Lab | - | - | - | - | - | - | - |
| 426: Capitalized Interest | - | - | - | - | - | - | - |
| 610: Expenses - General | - | - | - | - | - | - | 1,573,796 |
| 805: Land and Land Rights | - | - | - | - | - | - | 4,283 |
| 807: Non Refundable Contrib | - | - | - | - | - | - | (13,612,197) |
| 829: Construction Adjustment | - | - | - | - | - | - | - |
| 903: SJ Switchyard AR-Labor | - | - | - | - | - | - | - |
| 904: SJ Switchyard AR-Other | - | - | - | - | - | - | - |
| 908: Luna AR - Labor | - | - | - | - | - | - | - |
| 909: Luna AR - Other | - | - | - | - | - | - | - |
| 913: Payroll Taxes | 281 | 269 | 252 | 141 | 372 | 341 | 142,653 |
| 914: Pension and Benefits | 646 | 619 | 579 | 325 | 855 | 785 | 459,973 |
| 915: Injuries and Damages | 645 | 618 | 578 | 324 | 853 | 784 | 200,326 |
| 921: Stores Load | 5,423 | 5,197 | 4,858 | 2,725 | 7,167 | 6,584 | 470,102 |
| 922: Minor Material Load | - | - | - | - | - | - | 420,538 |
| 925: E&S Loads | 6,068 | 5,814 | 5,436 | 3,050 | 8,020 | 7,367 | 2,606,431 |
| 926: A&G Loads | 2,987 | 2,863 | 2,676 | 1,501 | 3,948 | 3,627 | 1,203,840 |
| 928: AFUDC Debt | - | - | - | - | - | - | - |
| 929: AFUDC Equity | - | - | - | - | - | - | - |
| 961: Luna A&G PNMR D&V | - | - | - | - | - | - | - |
| 825: Closing Addition | (56,716) | (58,388) | (59,682) | (59,062) | (62,326) | (64,921) | (14,669,451) |
| 825: Closing Cost of Removal | (5,297) | (5,372) | (5,420) | (5,327) | (5,529) | (5,682) | (456,346) |
| Project Net | 39,149 | 33,176 | 25,522 | (13,548) | 65,848 | 52,215 | 1,341,463 |

**Project No:** **89900207** **Line Extensions - Commercial**

Company: 001 Electric Services
Location: 899 Bernalillo Division

**Project Information**

County % Sandoval 100%

Estimated Start Date 9/11/2006

Estimated Completion Date 12/31/2032

Description

This project consists of line extensions to provide new electric service to non-residential customers or to upgrade existing non-residential customers whose electric service needs are changing or require upgrades. Line extensions consist of the installation of all physical components necessary to provide for new electric service or to upgrade existing services. These physical components include, but are not limited to, all primary wires, secondary wires, service wires, transformers, meters, equipment support structures, trenches, switchgears, and duct bank systems.

## Project No: 89900207 Line Extensions - Commercial

| | |
|---|---|
| Project Need Justification | This project is necessary to meet PNM's obligation to serve new and existing customers and provides for the installation of electric line extensions for service to new non-residential customers or to upgrade the electric service of existing customers. This obligation is required per PNM Rule 15, Electric Line Extension Policy. |

**Project No:** **89900207** **Line Extensions - Commercial**

| | |
|---|---|
| Project Alternatives | As this project is necessary for PNM to serve new and existing customers, there are no alternatives to conducting this work. Line extension options for each new service request are evaluated individually considering many factors such as available capacity on existing lines, alternative routes, customer preferences, and right-of-way constraints. The minimum line extension per PNM Rule 15 is designed based on a balance of cost, timing, and efficiency. |

## Project No: 89900207 Line Extensions - Commercial

| | |
|---|---|
| Project Estimate Approach | Historical spend in this funding project was analyzed to develop this project’s estimated future spend. This project's spend forecast is prepared by escalating the most recent 12-month actual spend by the expected rate of change in annual new non-residential customers from available customer growth forecasts and by escalating labor and non-labor actual spend by forecasted labor and non-labor escalation rates. |

**Project No:** **89900207** **Line Extensions - Commercial**

| | |
|---|---|
| Customer Benefit | The customer benefit from this project is electric service to non-residential buildings and facilities. |

| **Project No:** | **89900207 Line Extensions - Commercial** |
|---|---|
| Primary Value Driver | Customer Delivery |
| Compliance | This project is implemented in accordance with PNM Rule 15, Electric Line Extension Policy as filed with the New Mexico Public Regulatory Commission (NMPRC) pursuant to NMPRC Rule 210. |
| Customer Delivery | The customer benefit from this project is electric service to non-residential buildings and facilities. |
| Energy Transition | |

**Project No:** **89900207** **Line Extensions - Commercial**

General Services

Reliability & Resiliency

New line extensions are designed to current PNM design standards which are created for safety, cost, and reliability efficacy. Construction of new line extensions to PNM standards helps improve overall system performance, resilience, and reliability.

Safety & Security

New line extensions are designed to current PNM design standards which incorporate safety standards such as the National Electrical Safety Code (NESC) for public and employee safety.

Technology Advancements

## Project No: 89900207 Line Extensions - Commercial

| | BegBal-Jul26 | Jul26 | Aug26 | Sep26 | Oct26 | Nov26 | Dec26 | EndBal-26 |
|---|---|---|---|---|---|---|---|---|
| 110: Straight Time-General | 1,729,987 | - | - | - | - | - | - | 1,729,987 |
| 120: Overtime-General | 58,098 | - | - | - | - | - | - | 58,098 |
| 350: Material Issues-Major | 6,208,785 | - | - | - | - | - | - | 6,208,785 |
| 370: Outside Services | 7,018,965 | - | - | - | - | - | - | 7,018,965 |
| 374: Outside Services Legal | - | - | - | - | - | - | - | - |
| 377: Outside Svcs-Temp Labor | 94,115 | - | - | - | - | - | - | 94,115 |
| 391: Jt Proj Bill to PNM -N Lab | - | - | - | - | - | - | - | - |
| 426: Capitalized Interest | - | - | - | - | - | - | - | - |
| 610: Expenses - General | 423,560 | - | - | - | - | - | - | 423,560 |
| 805: Land and Land Rights | - | - | - | - | - | - | - | - |
| 807: Non Refundable Contrib | (10,419,351) | - | - | - | - | - | - | (10,419,351) |
| 829: Construction Adjustment | - | - | - | - | - | - | - | - |
| 903: SJ Switchyard AR-Labor | - | - | - | - | - | - | - | - |
| 904: SJ Switchyard AR-Other | - | - | - | - | - | - | - | - |
| 908: Luna AR - Labor | - | - | - | - | - | - | - | - |
| 909: Luna AR - Other | - | - | - | - | - | - | - | - |
| 913: Payroll Taxes | 131,993 | - | - | - | - | - | - | 131,993 |
| 914: Pension and Benefits | 488,618 | - | - | - | - | - | - | 488,618 |
| 915: Injuries and Damages | 149,448 | - | - | - | - | - | - | 149,448 |
| 921: Stores Load | 508,395 | - | - | - | - | - | - | 508,395 |
| 922: Minor Material Load | 479,475 | - | - | - | - | - | - | 479,475 |
| 925: E&S Loads | 2,217,499 | - | - | - | - | - | - | 2,217,499 |
| 926: A&G Loads | 896,634 | - | - | - | - | - | - | 896,634 |
| 928: AFUDC Debt | 11,857 | - | - | - | - | - | - | 11,857 |
| 929: AFUDC Equity | 31,907 | - | - | - | - | - | - | 31,907 |
| 961: Luna A&G PNMR D&V | - | - | - | - | - | - | - | - |
| 825: Closing Addition | (9,691,229) | (4,902) | (4,657) | (4,424) | (4,203) | (3,993) | (3,793) | (9,717,203) |
| 825: Closing Cost of Removal | (170,518) | (3,739) | (3,552) | (3,374) | (3,205) | (3,045) | (2,893) | (190,325) |
| Project Net | 168,239 | (8,641) | (8,209) | (7,798) | (7,408) | (7,038) | (6,686) | 122,458 |

**Project No:** **89900207** **Line Extensions - Commercial**

| | BegBal-27 | Jan27 | Feb27 | Mar27 | Apr27 | May27 | Jun27 |
|---|---|---|---|---|---|---|---|
| 110: Straight Time-General | 1,729,987 | 645 | 1,161 | 1,161 | 1,290 | 1,161 | 1,161 |
| 120: Overtime-General | 58,098 | - | - | - | - | - | - |
| 350: Material Issues-Major | 6,208,785 | 6,128 | 11,031 | 11,031 | 12,257 | 11,031 | 11,031 |
| 370: Outside Services | 7,018,965 | 9,354 | 16,837 | 16,837 | 18,708 | 16,837 | 16,837 |
| 374: Outside Services Legal | - | - | - | - | - | - | - |
| 377: Outside Svcs-Temp Labor | 94,115 | - | - | - | - | - | - |
| 391: Jt Proj Bill to PNM -N Lab | - | - | - | - | - | - | - |
| 426: Capitalized Interest | - | - | - | - | - | - | - |
| 610: Expenses - General | 423,560 | - | - | - | - | - | - |
| 805: Land and Land Rights | - | - | - | - | - | - | - |
| 807: Non Refundable Contrib | (10,419,351) | - | - | - | - | - | - |
| 829: Construction Adjustment | - | - | - | - | - | - | - |
| 903: SJ Switchyard AR-Labor | - | - | - | - | - | - | - |
| 904: SJ Switchyard AR-Other | - | - | - | - | - | - | - |
| 908: Luna AR - Labor | - | - | - | - | - | - | - |
| 909: Luna AR - Other | - | - | - | - | - | - | - |
| 913: Payroll Taxes | 131,993 | 53 | 96 | 96 | 107 | 96 | 96 |
| 914: Pension and Benefits | 488,618 | 122 | 220 | 220 | 245 | 220 | 220 |
| 915: Injuries and Damages | 149,448 | 122 | 220 | 220 | 245 | 220 | 220 |
| 921: Stores Load | 508,395 | 1,028 | 1,850 | 1,850 | 2,055 | 1,850 | 1,850 |
| 922: Minor Material Load | 479,475 | - | - | - | - | - | - |
| 925: E&S Loads | 2,217,499 | 1,150 | 2,070 | 2,070 | 2,300 | 2,070 | 2,070 |
| 926: A&G Loads | 896,634 | 605 | 1,089 | 1,089 | 1,210 | 1,089 | 1,089 |
| 928: AFUDC Debt | 11,857 | - | - | - | - | - | - |
| 929: AFUDC Equity | 31,907 | - | - | - | - | - | - |
| 961: Luna A&G PNMR D&V | - | - | - | - | - | - | - |
| 825: Closing Addition | (9,717,203) | (4,497) | (5,880) | (7,193) | (8,620) | (9,797) | (10,914) |
| 825: Closing Cost of Removal | (190,325) | (2,815) | (2,796) | (2,777) | (2,772) | (2,755) | (2,738) |
| Project Net | 122,458 | 11,895 | 25,898 | 24,603 | 27,023 | 22,022 | 20,921 |

**Project No:** **89900207** **Line Extensions - Commercial**

| | Jul27 | Aug27 | Sep27 | EndBal-Sep27 |
|---|---|---|---|---|
| 110: Straight Time-General | 1,161 | 1,161 | 1,161 | 1,740,049 |
| 120: Overtime-General | - | - | - | 58,098 |
| 350: Material Issues-Major | 11,031 | 11,031 | 11,031 | 6,304,387 |
| 370: Outside Services | 16,837 | 16,837 | 16,837 | 7,164,886 |
| 374: Outside Services Legal | - | - | - | - |
| 377: Outside Svcs-Temp Labor | - | - | - | 94,115 |
| 391: Jt Proj Bill to PNM -N Lab | - | - | - | - |
| 426: Capitalized Interest | - | - | - | - |
| 610: Expenses - General | - | - | - | 423,560 |
| 805: Land and Land Rights | - | - | - | - |
| 807: Non Refundable Contrib | - | - | - | (10,419,351) |
| 829: Construction Adjustment | - | - | - | - |
| 903: SJ Switchyard AR-Labor | - | - | - | - |
| 904: SJ Switchyard AR-Other | - | - | - | - |
| 908: Luna AR - Labor | - | - | - | - |
| 909: Luna AR - Other | - | - | - | - |
| 913: Payroll Taxes | 96 | 96 | 96 | 132,825 |
| 914: Pension and Benefits | 220 | 220 | 220 | 490,529 |
| 915: Injuries and Damages | 220 | 220 | 220 | 151,355 |
| 921: Stores Load | 1,850 | 1,850 | 1,850 | 524,426 |
| 922: Minor Material Load | - | - | - | 479,475 |
| 925: E&S Loads | 2,070 | 2,070 | 2,070 | 2,235,435 |
| 926: A&G Loads | 1,089 | 1,089 | 1,089 | 906,068 |
| 928: AFUDC Debt | - | - | - | 11,857 |
| 929: AFUDC Equity | - | - | - | 31,907 |
| 961: Luna A&G PNMR D&V | - | - | - | - |
| 825: Closing Addition | (11,976) | (12,985) | (13,944) | (9,803,009) |
| 825: Closing Cost of Removal | (2,722) | (2,707) | (2,693) | (215,100) |
| Project Net | 19,875 | 18,881 | 17,937 | 311,513 |

## Project No: 89900207 Line Extensions - Commercial

| | BegBal-Oct27 | Oct27 | Nov27 | Dec27 | EndBal-27 | Jan28 | Feb28 | Mar28 |
|---|---|---|---|---|---|---|---|---|
| 110: Straight Time-General | 1,740,049 | 1,161 | 1,032 | 645 | 1,742,887 | 652 | 1,173 | 1,173 |
| 120: Overtime-General | 58,098 | - | - | - | 58,098 | - | - | - |
| 350: Material Issues-Major | 6,304,387 | 11,031 | 9,805 | 6,128 | 6,331,351 | 6,190 | 11,141 | 11,141 |
| 370: Outside Services | 7,164,886 | 16,837 | 14,966 | 9,354 | 7,206,043 | 9,447 | 17,005 | 17,005 |
| 374: Outside Services Legal | - | - | - | - | - | - | - | - |
| 377: Outside Svcs-Temp Labor | 94,115 | - | - | - | 94,115 | - | - | - |
| 391: Jt Proj Bill to PNM -N Lab | - | - | - | - | - | - | - | - |
| 426: Capitalized Interest | - | - | - | - | - | - | - | - |
| 610: Expenses - General | 423,560 | - | - | - | 423,560 | - | - | - |
| 805: Land and Land Rights | - | - | - | - | - | - | - | - |
| 807: Non Refundable Contrib | (10,419,351) | - | - | - | (10,419,351) | - | - | - |
| 829: Construction Adjustment | - | - | - | - | - | - | - | - |
| 903: SJ Switchyard AR-Labor | - | - | - | - | - | - | - | - |
| 904: SJ Switchyard AR-Other | - | - | - | - | - | - | - | - |
| 908: Luna AR - Labor | - | - | - | - | - | - | - | - |
| 909: Luna AR - Other | - | - | - | - | - | - | - | - |
| 913: Payroll Taxes | 132,825 | 96 | 85 | 53 | 133,059 | 54 | 97 | 97 |
| 914: Pension and Benefits | 490,529 | 220 | 196 | 122 | 491,068 | 124 | 223 | 223 |
| 915: Injuries and Damages | 151,355 | 220 | 196 | 122 | 151,893 | 124 | 222 | 222 |
| 921: Stores Load | 524,426 | 1,850 | 1,644 | 1,028 | 528,947 | 1,038 | 1,868 | 1,868 |
| 922: Minor Material Load | 479,475 | - | - | - | 479,475 | - | - | - |
| 925: E&S Loads | 2,235,435 | 2,070 | 1,840 | 1,150 | 2,240,494 | 1,161 | 2,090 | 2,090 |
| 926: A&G Loads | 906,068 | 1,089 | 968 | 605 | 908,729 | 572 | 1,029 | 1,029 |
| 928: AFUDC Debt | 11,857 | - | - | - | 11,857 | - | - | - |
| 929: AFUDC Equity | 31,907 | - | - | - | 31,907 | - | - | - |
| 961: Luna A&G PNMR D&V | - | - | - | - | - | - | - | - |
| 825: Closing Addition | (9,803,009) | (14,854) | (15,540) | (15,657) | (9,849,060) | (15,774) | (16,606) | (17,396) |
| 825: Closing Cost of Removal | (215,100) | (2,679) | (2,653) | (2,587) | (223,019) | (2,526) | (2,521) | (2,517) |
| Project Net | 311,513 | 17,040 | 12,538 | 963 | 342,054 | 1,062 | 15,721 | 14,935 |

## Project No: 89900207 Line Extensions - Commercial

| | Apr28 | May28 | Jun28 | Jul28 | Aug28 | Sep28 | EndBal-Sep28 |
|---|---|---|---|---|---|---|---|
| 110: Straight Time-General | 1,303 | 1,173 | 1,173 | 1,173 | 1,173 | 1,173 | 1,753,053 |
| 120: Overtime-General | - | - | - | - | - | - | 58,098 |
| 350: Material Issues-Major | 12,379 | 11,141 | 11,141 | 11,141 | 11,141 | 11,141 | 6,427,907 |
| 370: Outside Services | 18,895 | 17,005 | 17,005 | 17,005 | 17,005 | 17,005 | 7,353,420 |
| 374: Outside Services Legal | - | - | - | - | - | - | - |
| 377: Outside Svcs-Temp Labor | - | - | - | - | - | - | 94,115 |
| 391: Jt Proj Bill to PNM -N Lab | - | - | - | - | - | - | - |
| 426: Capitalized Interest | - | - | - | - | - | - | - |
| 610: Expenses - General | - | - | - | - | - | - | 423,560 |
| 805: Land and Land Rights | - | - | - | - | - | - | - |
| 807: Non Refundable Contrib | - | - | - | - | - | - | (10,419,351) |
| 829: Construction Adjustment | - | - | - | - | - | - | - |
| 903: SJ Switchyard AR-Labor | - | - | - | - | - | - | - |
| 904: SJ Switchyard AR-Other | - | - | - | - | - | - | - |
| 908: Luna AR - Labor | - | - | - | - | - | - | - |
| 909: Luna AR - Other | - | - | - | - | - | - | - |
| 913: Payroll Taxes | 108 | 97 | 97 | 97 | 97 | 97 | 133,899 |
| 914: Pension and Benefits | 247 | 223 | 223 | 223 | 223 | 223 | 492,999 |
| 915: Injuries and Damages | 247 | 222 | 222 | 222 | 222 | 222 | 153,821 |
| 921: Stores Load | 2,076 | 1,868 | 1,868 | 1,868 | 1,868 | 1,868 | 545,137 |
| 922: Minor Material Load | - | - | - | - | - | - | 479,475 |
| 925: E&S Loads | 2,323 | 2,090 | 2,090 | 2,090 | 2,090 | 2,090 | 2,258,610 |
| 926: A&G Loads | 1,143 | 1,029 | 1,029 | 1,029 | 1,029 | 1,029 | 917,648 |
| 928: AFUDC Debt | - | - | - | - | - | - | 11,857 |
| 929: AFUDC Equity | - | - | - | - | - | - | 31,907 |
| 961: Luna A&G PNMR D&V | - | - | - | - | - | - | - |
| 825: Closing Addition | (18,327) | (19,031) | (19,700) | (20,335) | (20,939) | (21,512) | (10,018,679) |
| 825: Closing Cost of Removal | (2,527) | (2,523) | (2,518) | (2,514) | (2,511) | (2,507) | (245,684) |
| Project Net | 17,867 | 13,295 | 12,630 | 11,999 | 11,399 | 10,829 | 451,792 |

**BEFORE THE NEW MEXICO PUBLIC REGULATION COMMISSION**

| | | |
|---|---|---|
| **IN THE MATTER OF THE APPLICATION OF PUBLIC SERVICE COMPANY OF NEW MEXICO FOR REVISION OF ITS RETAIL ELECTRIC RATES PURSUANT TO ADVICE NOTICE NO. 667** | ) | **Docket No. 26-0000XXX** |
| **PUBLIC SERVICE COMPANY OF NEW MEXICO,** | ) | |
| **Applicant.** | ) | |

## AFFIRMATION

I, Andrea Sanchez, submit this unsworn affirmation pursuant to Rule 1.2.2.35(A)(3) and state, upon penalty of perjury under the laws of the State of New Mexico, that I have read the foregoing Direct Testimony and that the statements contained therein are true and correct based on my personal knowledge, information and belief.

Dated: November 24, 2026.

/s/ *Andrea Sanchez*
**ANDREA SANCHEZ**

*GCG#536026*